




 Responder   Eliminar  No deseado  Bloquear 

Radicación liquidación del crédito - Proceso No. 25286310300120190077400 de Factoring Servimos VS Ricardo Zambrano.

JOSE ALFREDO GARCIA MERCHAN <juridica-empres.





naíl.c



Para: Juzgado 01 Civil Circuito - Cundinamarca - Funza

Mié 15/06/2022 5:34 PM

 Liquidación del crédito..pdf 
172 KB

Muy buena tarde, en mi condición de apoderado de la tarde demandante dentro del proceso No. 25286310300120190077400 de Factoring Servimos VS Ricardo Zambrano, allego LIQUIDACIÓN DEL CRÉDITO.



Cordialmente,

ALFREDO GARCÍA MERCHÁN
Apoderado parte demandante.

 Responder  Reenviar



Señor
JUZGADO CIVIL DEL CIRCUITO DE FUNZA CUNDINAMARCA.
E. S. D.

REFERENCIA: EJECUTIVO PARA LA EFECTIVIDAD DE LA GARANTÍA REAL
RADICADO: 2528631030 01 2019 00 774 00
DE: ORGANIZACIÓN SERVIMOS hoy FACTORING SERVIMOS.
VS: RICARDO ZAMBRANO CHAPARRO


JOSÉ ALFREDO GARCÍA MERCHÁN, identificado como aparece al pie de mi firma, actuando en calidad de apoderado judicial de la sociedad demandante dentro del proceso en referencia, respetuosamente me permito allegar lo siguiente:

- Conforme al artículo 446 del Código General del Proceso, allego la liquidación de crédito, de la siguiente manera:

CAPITAL	\$ 1.840.135.500,00
INTERESES DE MORA	\$ 2.001.311.198,84
TOTAL	\$ 3.841.446.698,84

Anexo: Liquidación del crédito.

Del señor Juez,


JOSÉ ALFREDO GARCÍA MERCHÁN
C.C. No 19.259.970 de Bogotá DC.
T. P. No 139.026 del C. S. de la J

SM: 4563

JUN-08 .2022

JUEZ CIVIL DEL CIRUCITO DE FUNZA CUNDINAMRCA
LIQUIDACION DE CREDITO
 Bogotá,

DEMANDANTE: FACTORING SERVIMOS SAS
 PROCESO: 2019-774

DEMANDADO: RICARDO ZAMBRANO CHAPARRO

Tasa efectiva anual pactada, a nominal >>> Para dar aplicación a los Arts. 111 L. 510 y 305 C. P., si no se pactó tasa de mora, o se pactó la máxima autorizada,
 Tasa nominal mensual pactada >>> estas celdas aparecerán vacías.

CAPITAL: 1.840.135.500,00

VIGENCIA		Brio. Cte.	LÍMITE USURA			TASA	TASA	LIQUIDACIÓN DE CRÉDITO						
DESDE	HASTA	T. Efectiva	Efectiva 1.5	Anual	Nominal Mensual	Pactada	FINAL	Capital Lliquidable	Cuotas en mora	días	Liq Intereses	ABONOS	Saldo Intereses	Saldo de Capital más Intereses
								1.840.135.500,00					0,00	1.840.135.500,00
								1.840.135.500,00					0,00	1.840.135.500,00
R0131	2-feb-18	28-feb-18	21,01%	31,52%	2,31%	0,00%	2,31%	1.840.135.500,00		27	38.242.850,88		38.242.850,88	1.878.378.350,88
R0259	1-mar-18	31-mar-18	20,68%	31,02%	2,28%	0,00%	2,28%	1.840.135.500,00		31	43.297.229,53		81.540.080,41	1.921.675.580,41
R0398	1-abr-18	30-abr-18	20,48%	30,72%	2,26%	0,00%	2,26%	1.840.135.500,00		30	41.541.054,93		123.081.135,34	1.963.216.635,34
R0527	1-may-18	31-may-18	20,44%	30,66%	2,25%	0,00%	2,25%	1.840.135.500,00		31	42.851.368,44		165.932.503,78	2.006.068.003,78
R0687	1-jun-18	30-jun-18	20,28%	30,42%	2,24%	0,00%	2,24%	1.840.135.500,00		30	41.180.808,08		207.113.311,86	2.047.248.811,86
R0820	1-jul-18	31-jul-18	20,03%	30,05%	2,21%	0,00%	2,21%	1.840.135.500,00		31	42.087.077,45		249.200.389,31	2.089.335.889,31
R0954	1-ago-18	31-ago-18	19,94%	29,91%	2,20%	0,00%	2,20%	1.840.135.500,00		31	41.918.862,87		291.119.252,18	2.131.254.752,18
R1112	1-sep-18	30-sep-18	19,81%	29,72%	2,19%	0,00%	2,19%	1.840.135.500,00		30	40.331.228,86		331.450.481,04	2.171.585.981,04
R1294	1-oct-18	31-oct-18	19,63%	29,45%	2,17%	0,00%	2,17%	1.840.135.500,00		31	41.338.228,00		372.788.709,04	2.212.924.209,04
R1521	1-nov-18	30-nov-18	19,49%	29,24%	2,16%	0,00%	2,16%	1.840.135.500,00		30	39.750.366,62		412.539.075,66	2.252.674.575,66
R1708	1-dic-18	31-dic-18	19,40%	29,10%	2,15%	0,00%	2,15%	1.840.135.500,00		31	40.906.197,56		453.445.273,22	2.293.580.773,22
R1872	1-ene-19	31-ene-19	19,16%	28,74%	2,13%	0,00%	2,13%	1.840.135.500,00		31	40.454.253,37		493.899.526,59	2.334.035.026,59
R0111	1-feb-19	28-feb-19	19,70%	29,55%	2,18%	0,00%	2,18%	1.840.135.500,00		28	37.456.328,03		531.355.854,62	2.371.491.354,62
R0263	1-mar-19	31-mar-19	19,37%	29,06%	2,15%	0,00%	2,15%	1.840.135.500,00		31	40.849.767,76		572.205.622,38	2.412.341.122,38
R0389	1-abr-19	30-abr-19	19,32%	28,98%	2,14%	0,00%	2,14%	1.840.135.500,00		30	39.440.978,71		611.646.601,09	2.451.782.101,09
R0574	1-may-19	31-may-19	19,34%	29,01%	2,15%	0,00%	2,15%	1.840.135.500,00		31	40.793.319,92		652.439.921,01	2.492.575.421,01
R0697	1-jun-19	30-jun-19	19,30%	28,95%	2,14%	0,00%	2,14%	1.840.135.500,00		30	39.404.543,27		691.844.464,28	2.531.979.964,28
R0829	1-jul-19	31-jul-19	19,28%	28,92%	2,14%	0,00%	2,14%	1.840.135.500,00		31	40.680.370,07		732.524.834,36	2.572.660.334,36
R1018	1-ago-19	31-ago-19	19,32%	28,98%	2,14%	0,00%	2,14%	1.840.135.500,00		31	40.755.678,00		773.280.512,35	2.613.416.012,35
R1145	1-sep-19	30-sep-19	19,32%	28,98%	2,14%	0,00%	2,14%	1.840.135.500,00		30	39.440.978,71		812.721.491,06	2.652.856.991,06
R1293	1-oct-19	31-oct-19	19,10%	28,65%	2,12%	0,00%	2,12%	1.840.135.500,00		31	40.341.086,32		853.062.577,38	2.693.198.077,38
R1145	1-nov-19	30-nov-19	19,03%	28,55%	2,11%	0,00%	2,11%	1.840.135.500,00		30	38.911.902,91		891.974.480,30	2.732.109.980,30
R1293	1-dic-19	31-dic-19	18,91%	28,37%	2,10%	0,00%	2,10%	1.840.135.500,00		31	39.982.244,62		931.956.724,91	2.772.092.224,91
R1293	1-ene-20	31-ene-20	18,77%	28,16%	2,09%	0,00%	2,09%	1.840.135.500,00		31	39.717.367,32		971.674.092,23	2.811.809.592,23
R0094	1-feb-20	29-feb-20	19,06%	28,59%	2,12%	0,00%	2,12%	1.840.135.500,00		29	37.667.820,57		1.009.341.912,80	2.849.477.412,80
R0205	1-mar-20	31-mar-20	18,95%	28,43%	2,11%	0,00%	2,11%	1.840.135.500,00		31	40.057.850,89		1.049.399.763,69	2.889.535.263,69
R0351	1-abr-20	30-abr-20	18,69%	28,04%	2,08%	0,00%	2,08%	1.840.135.500,00		30	38.289.513,07		1.087.689.276,76	2.927.824.776,76
R0497	1-may-20	31-may-20	18,19%	27,29%	2,03%	0,00%	2,03%	1.840.135.500,00		31	38.615.762,76		1.126.305.039,51	2.966.440.539,51
R0505	1-jun-20	30-jun-20	18,12%	27,18%	2,02%	0,00%	2,02%	1.840.135.500,00		30	37.240.978,10		1.163.546.017,62	3.003.681.517,62
R0605	1-jul-20	31-jul-20	18,12%	27,18%	2,02%	0,00%	2,02%	1.840.135.500,00		31	38.482.344,04		1.202.028.361,66	3.042.163.861,66
R0685	1-ago-20	31-ago-20	18,29%	27,44%	2,04%	0,00%	2,04%	1.840.135.500,00		31	38.806.186,02		1.240.834.547,68	3.080.970.047,68
R0769	1-sep-20	30-sep-20	18,35%	27,53%	2,05%	0,00%	2,05%	1.840.135.500,00		30	37.664.846,50		1.278.499.394,18	3.118.634.894,18
R0869	1-oct-20	31-oct-20	18,09%	27,14%	2,02%	0,00%	2,02%	1.840.135.500,00		31	38.425.133,68		1.316.924.527,86	3.157.060.027,86
R0947	1-nov-20	30-nov-20	17,84%	26,76%	2,00%	0,00%	2,00%	1.840.135.500,00		30	36.723.539,49		1.353.648.067,35	3.193.783.567,35
R1034	1-dic-20	31-dic-20	17,46%	26,19%	1,96%	0,00%	1,96%	1.840.135.500,00		31	37.219.407,96		1.390.867.475,31	3.231.002.975,31
R1215	1-ene-21	31-ene-21	17,32%	25,98%	1,94%	0,00%	1,94%	1.840.135.500,00		31	36.950.345,21		1.427.817.820,52	3.267.953.320,52
R0064	1-feb-21	28-feb-21	17,54%	26,31%	1,97%	0,00%	1,97%	1.840.135.500,00		28	33.756.234,47		1.461.574.054,99	3.301.709.554,99
R0064	1-mar-21	31-mar-21	17,41%	26,12%	1,95%	0,00%	1,95%	1.840.135.500,00		31	37.123.361,27		1.498.697.416,26	3.338.832.916,26

R0305	1-abr-21	30-abr-21	17,31%	25,97%	1,94%	0,00%	1,94%	1.840.135.500,00	30	35.739.784,56	1.534.437.200,82	3.374.572.700,82
R0407	1-may-21	31-may-21	17,22%	25,83%	1,93%	0,00%	1,93%	1.840.135.500,00	31	36.757.905,70	1.571.195.106,53	3.411.330.606,53
R0509	1-jun-21	30-jun-21	17,21%	25,82%	1,93%	0,00%	1,93%	1.840.135.500,00	30	35.553.532,44	1.606.748.638,97	3.446.884.138,97
R0509	1-jul-21	31-jul-21	17,18%	25,77%	1,93%	0,00%	1,93%	1.840.135.500,00	31	36.680.871,01	1.643.429.509,98	3.483.565.009,98
R0509	1-ago-21	31-ago-21	17,24%	25,86%	1,94%	0,00%	1,94%	1.840.135.500,00	31	36.796.410,42	1.680.225.920,41	3.520.361.420,41
R0931	1-sep-21	30-sep-21	17,19%	25,79%	1,93%	0,00%	1,93%	1.840.135.500,00	30	35.516.257,59	1.715.742.178,00	3.555.877.678,00
R1095	1-oct-21	31-oct-21	17,08%	25,62%	1,92%	0,00%	1,92%	1.840.135.500,00	31	36.488.136,81	1.752.230.314,81	3.592.365.814,81
R1259	1-nov-21	30-nov-21	17,27%	25,91%	1,94%	0,00%	1,94%	1.840.135.500,00	30	35.665.308,12	1.787.895.622,93	3.628.031.122,93
R1405	1-dic-21	31-dic-21	17,46%	26,19%	1,96%	0,00%	1,96%	1.840.135.500,00	31	37.219.407,96	1.825.115.030,89	3.665.250.530,89
R1597	1-ene-22	31-ene-22	17,66%	26,49%	1,98%	0,00%	1,98%	1.840.135.500,00	31	37.603.072,18	1.862.718.103,07	3.702.853.603,07
R0143	1-feb-22	28-feb-22	18,30%	27,45%	2,04%	0,00%	2,04%	1.840.135.500,00	28	35.067.937,98	1.897.786.041,05	3.737.921.541,05
R0256	1-mar-22	31-mar-22	18,47%	27,71%	2,06%	0,00%	2,06%	1.840.135.500,00	31	39.148.430,72	1.936.934.471,77	3.777.069.971,77
R0382	1-abr-22	30-abr-22	19,05%	28,58%	2,12%	0,00%	2,12%	1.840.135.500,00	30	38.948.443,55	1.975.882.915,31	3.816.018.415,31
R0143	1-may-22	19-may-22	19,71%	29,57%	2,18%	0,00%	2,18%	1.840.135.500,00	19	25.428.283,53	2.001.311.198,84	3.841.446.698,84

SUBTOTALES:

>>>

1.840.135.500,00	0,00	1.568,00	2.001.311.198,84	0,00	2.001.311.198,84	3.841.446.698,84
------------------	------	----------	------------------	------	------------------	------------------

CAPITAL

1.840.135.500,00

INTERESES DE MORA

2.001.311.198,84

TOTAL: CAPITAL INTERESES

3.841.446.698,84