

REPUBLICA DE COLOMBIA
RAMA JUDICIAL
JUZGADOS MUNICIPALES DE EJECUCION CIVIL
TRASLADO 108 FIJACION EN LISTA

TRASLADO No. **033**

Fecha: **27/02/2024**

Página: **1**

| No. Proceso | Clase Proceso | Demandante | Demandado | Tipo de Traslado | Fecha Inicial | Fecha Final | Magistrado Ponente |
|--------------------------------------|--------------------|--|----------------------------|-------------------------|---------------|-------------|-------------------------------------|
| 68001 40 03 009 2004 00391 | Ejecutivo Singular | ALVARO GUERRERO SANTOS Y OTRA | EDWARD LOZANO AMARIS | Traslado (Art. 110 CGP) | 28/02/2024 | 1/03/2024 | JUZGADO 3 CIVIL MUNICIPAL EJECUCION |
| 68001 40 22 013 2014 00292 | Ejecutivo Singular | FINANCIERA COMULTRASAN | CARLOS VILLAMIZAR ARAQUE | Traslado (Art. 110 CGP) | 28/02/2024 | 1/03/2024 | JUZGADO 3 CIVIL MUNICIPAL EJECUCION |
| 68001 40 03 013 2020 00196 | Ejecutivo Singular | JOHN JAIRO SILVA BARCENAS | RICARDO ESPINOSA GOMEZ | Traslado (Art. 110 CGP) | 28/02/2024 | 1/03/2024 | JUZGADO 3 CIVIL MUNICIPAL EJECUCION |
| 68001 40 03 014 2022 00113 | Ejecutivo Singular | VISION FUTURO | JOSE LUIS CARDENAS SILVA | Traslado (Art. 110 CGP) | 28/02/2024 | 1/03/2024 | JUZGADO 3 CIVIL MUNICIPAL EJECUCION |
| 68001 40 03 020 2022 00257 | Ejecutivo Singular | PASEO ESPAÑA INMOBILIARIA ABOGADOS E.U | CRISTIAN BLANCO AFANADOR | Traslado (Art. 110 CGP) | 28/02/2024 | 1/03/2024 | JUZGADO 3 CIVIL MUNICIPAL EJECUCION |
| 68001 40 03 017 2022 00620 | Ejecutivo Singular | BANCO DE BOGOTA | CLARA INES ARENAS BARRAGAN | Traslado (Art. 110 CGP) | 28/02/2024 | 1/03/2024 | JUZGADO 3 CIVIL MUNICIPAL EJECUCION |
| 68001 40 03 025 2023 00277 | Ejecutivo Singular | GERSON HERNANDO JAIMES MORANTES | ARELIS RODRIGUEZ GUZMAN | Traslado (Art. 110 CGP) | 28/02/2024 | 1/03/2024 | JUZGADO 3 CIVIL MUNICIPAL EJECUCION |

DE CONFORMIDAD CON LO PREVISTO EN EL ART. 110 DEL CODIGO GENERAL DEL PROCESO, SE FIJA EL PRESENTE TRASLADO EN LUGAR PUBLICO DE LA SECRETARIA, HOY **27/02/2024** Y A LA HORA DE LAS 8 A.M.

MARIO ALFONSO GUERRA RUEDA


SECRETARIO

LIQUIDACION RAD 68001400030092004039100

Orlando Prada Ochoa <orlandopradao@hotmail.com>

Jue 22/02/2024 9:52 AM

Para:Oficina Ejecución Civil Municipal - Santander - Bucaramanga <ofejcmbuc@cendoj.ramajudicial.gov.co>

 1 archivos adjuntos (2 MB)

LIQUIDACIÓN DE CAPITAL E INTERESES ACTUALIZADA-PROCESO EJECUCIÓN RAD 20040391 CONTRA EDWARD LOZANO AMARIS.pdf;

Señor

JUEZ TERCERO DE EJECUCIÓN

Bucaramanga

E. S. D.

Ref: proceso ejecutivo singular contra EDWARD LOZANO AMARIS. Radicado 2004-0391

ORLANDO PRADA OCHOA mayor de edad, identificado con cédula de ciudadanía 13´814.576 de Bucaramanga, abogado en ejercicio, portador de la T.P 38791 del C.S de la J. obrando en mi condición de apoderado judicial del demandante dentro del proceso de la referencia, por medio del presente escrito concurre ante su despacho con el fin de allegar la liquidación de capital e intereses actualizada, que corresponde al proceso en referencia, solicitando su aprobación.

Del Sr Juez con todo respeto

ORLANDO PRADA OCHOA

CC 13´814.576 Bucaramanga

Abogado T.P 38791 del C.S de la J.

3162581311

orlandopradao@hotmail.com

Anexo: liquidación en 5 folios útiles.

La fórmula financiera utilizada en esta liquidación, para convertir tasas efectivas anuales a nominales, está expresada así: $TASA\ NOMINAL\ ANUAL = [(1 + TASA\ EFECTIVA\ ANUAL)^{Elevada\ a\ la\ (1/12) - 1} \times 12]$. Liquidación presentada en concordancia con el artículo 446 del Código General del Proceso

Intereses de Mora sobre el Capital Inicial

CAPITAL \$ 5.265.000,00

| Desde | Hasta | Días | Tasa Mensual(%) | | |
|------------|------------|------|-----------------|----|------------|
| 23/03/2004 | 31/03/2004 | 9 | 2,19 | \$ | 34.591,05 |
| 1/04/2004 | 30/04/2004 | 30 | 2,19 | \$ | 115.303,50 |
| 1/05/2004 | 31/05/2004 | 31 | 2,18 | \$ | 118.802,90 |
| 1/06/2004 | 30/06/2004 | 30 | 2,18 | \$ | 114.777,00 |
| 1/07/2004 | 31/07/2004 | 31 | 2,16 | \$ | 117.514,80 |
| 1/08/2004 | 31/08/2004 | 31 | 2,14 | \$ | 116.426,70 |
| 1/09/2004 | 30/09/2004 | 30 | 2,16 | \$ | 113.724,00 |
| 1/10/2004 | 31/10/2004 | 31 | 2,12 | \$ | 115.338,60 |
| 1/11/2004 | 30/11/2004 | 30 | 2,17 | \$ | 114.250,50 |
| 1/12/2004 | 31/12/2004 | 31 | 2,16 | \$ | 117.514,80 |
| 1/01/2005 | 31/01/2005 | 31 | 2,16 | \$ | 117.514,80 |
| 1/02/2005 | 28/02/2005 | 28 | 2,15 | \$ | 105.651,00 |
| 1/03/2005 | 31/03/2005 | 31 | 2,13 | \$ | 115.882,65 |
| 1/04/2005 | 30/04/2005 | 30 | 2,13 | \$ | 112.144,50 |
| 1/05/2005 | 31/05/2005 | 31 | 2,11 | \$ | 114.794,55 |
| 1/06/2005 | 30/06/2005 | 30 | 2,10 | \$ | 110.565,00 |
| 1/07/2005 | 31/07/2005 | 31 | 2,06 | \$ | 112.074,30 |
| 1/08/2005 | 31/08/2005 | 31 | 2,04 | \$ | 110.986,20 |
| 1/09/2005 | 30/09/2005 | 30 | 2,03 | \$ | 106.879,50 |
| 1/10/2005 | 31/10/2005 | 31 | 2,00 | \$ | 108.810,00 |
| 1/11/2005 | 30/11/2005 | 30 | 1,99 | \$ | 104.773,50 |
| 1/12/2005 | 31/12/2005 | 31 | 1,96 | \$ | 106.633,80 |
| 1/01/2006 | 31/01/2006 | 31 | 1,95 | \$ | 106.089,75 |
| 1/02/2006 | 28/02/2006 | 28 | 1,96 | \$ | 96.314,40 |
| 1/03/2006 | 31/03/2006 | 31 | 1,94 | \$ | 105.545,70 |
| 1/04/2006 | 30/04/2006 | 30 | 1,89 | \$ | 99.508,50 |
| 1/05/2006 | 31/05/2006 | 31 | 1,82 | \$ | 99.017,10 |
| 1/06/2006 | 30/06/2006 | 30 | 1,77 | \$ | 93.190,50 |
| 1/07/2006 | 31/07/2006 | 31 | 1,71 | \$ | 93.032,55 |
| 1/08/2006 | 31/08/2006 | 31 | 1,71 | \$ | 93.032,55 |
| 1/09/2006 | 30/09/2006 | 30 | 1,71 | \$ | 90.031,50 |
| 1/10/2006 | 31/10/2006 | 31 | 1,71 | \$ | 93.032,55 |
| 1/11/2006 | 30/11/2006 | 30 | 1,71 | \$ | 90.031,50 |
| 1/12/2006 | 31/12/2006 | 31 | 1,71 | \$ | 93.032,55 |
| 1/01/2007 | 31/01/2007 | 31 | 1,29 | \$ | 70.182,45 |
| 1/02/2007 | 28/02/2007 | 28 | 1,58 | \$ | 77.641,20 |
| 1/03/2007 | 31/03/2007 | 31 | 1,58 | \$ | 85.959,90 |
| 1/04/2007 | 30/04/2007 | 30 | 1,89 | \$ | 99.508,50 |
| 1/05/2007 | 31/05/2007 | 31 | 1,89 | \$ | 102.825,45 |
| 1/06/2007 | 30/06/2007 | 30 | 1,89 | \$ | 99.508,50 |
| 1/07/2007 | 31/07/2007 | 31 | 2,11 | \$ | 114.794,55 |
| 1/08/2007 | 31/08/2007 | 31 | 2,11 | \$ | 114.794,55 |
| 1/09/2007 | 30/09/2007 | 30 | 2,11 | \$ | 111.091,50 |
| 1/10/2007 | 31/10/2007 | 31 | 2,33 | \$ | 126.763,65 |
| 1/11/2007 | 30/11/2007 | 30 | 2,33 | \$ | 122.674,50 |
| 1/12/2007 | 31/12/2007 | 31 | 2,33 | \$ | 126.763,65 |
| 1/01/2008 | 31/01/2008 | 31 | 2,39 | \$ | 130.027,95 |

| | | | | | |
|-----------|------------|----|------|----|------------|
| 1/02/2008 | 29/02/2008 | 29 | 2,39 | \$ | 121.639,05 |
| 1/03/2008 | 31/03/2008 | 31 | 2,39 | \$ | 130.027,95 |
| 1/04/2008 | 30/04/2008 | 30 | 2,40 | \$ | 126.360,00 |
| 1/05/2008 | 31/05/2008 | 31 | 2,40 | \$ | 130.572,00 |
| 1/06/2008 | 30/06/2008 | 30 | 2,40 | \$ | 126.360,00 |
| 1/07/2008 | 31/07/2008 | 31 | 2,36 | \$ | 128.395,80 |
| 1/08/2008 | 31/08/2008 | 31 | 2,36 | \$ | 128.395,80 |
| 1/09/2008 | 30/09/2008 | 30 | 2,36 | \$ | 124.254,00 |
| 1/10/2008 | 31/10/2008 | 31 | 2,31 | \$ | 125.675,55 |
| 1/11/2008 | 30/11/2008 | 30 | 2,31 | \$ | 121.621,50 |
| 1/12/2008 | 31/12/2008 | 31 | 2,31 | \$ | 125.675,55 |
| 1/01/2009 | 31/01/2009 | 31 | 2,26 | \$ | 122.955,30 |
| 1/02/2009 | 28/02/2009 | 28 | 2,26 | \$ | 111.056,40 |
| 1/03/2009 | 31/03/2009 | 31 | 2,26 | \$ | 122.955,30 |
| 1/04/2009 | 30/04/2009 | 30 | 2,24 | \$ | 117.936,00 |
| 1/05/2009 | 31/05/2009 | 31 | 2,24 | \$ | 121.867,20 |
| 1/06/2009 | 30/06/2009 | 30 | 2,24 | \$ | 117.936,00 |
| 1/07/2009 | 31/07/2009 | 31 | 2,08 | \$ | 113.162,40 |
| 1/08/2009 | 31/08/2009 | 31 | 2,08 | \$ | 113.162,40 |
| 1/09/2009 | 30/09/2009 | 30 | 2,08 | \$ | 109.512,00 |
| 1/10/2009 | 31/10/2009 | 31 | 1,94 | \$ | 105.545,70 |
| 1/11/2009 | 30/11/2009 | 30 | 1,94 | \$ | 102.141,00 |
| 1/12/2009 | 31/12/2009 | 31 | 1,94 | \$ | 105.545,70 |
| 1/01/2010 | 31/01/2010 | 31 | 1,82 | \$ | 99.017,10 |
| 1/02/2010 | 28/02/2010 | 28 | 1,82 | \$ | 89.434,80 |
| 1/03/2010 | 31/03/2010 | 31 | 1,82 | \$ | 99.017,10 |
| 1/04/2010 | 30/04/2010 | 30 | 1,74 | \$ | 91.611,00 |
| 1/05/2010 | 31/05/2010 | 31 | 1,74 | \$ | 94.664,70 |
| 1/06/2010 | 30/06/2010 | 30 | 1,74 | \$ | 91.611,00 |
| 1/07/2010 | 31/07/2010 | 31 | 1,70 | \$ | 92.488,50 |
| 1/08/2010 | 31/08/2010 | 31 | 1,70 | \$ | 92.488,50 |
| 1/09/2010 | 30/09/2010 | 30 | 1,70 | \$ | 89.505,00 |
| 1/10/2010 | 31/10/2010 | 31 | 1,62 | \$ | 88.136,10 |
| 1/11/2010 | 30/11/2010 | 30 | 1,62 | \$ | 85.293,00 |
| 1/12/2010 | 31/12/2010 | 31 | 1,62 | \$ | 88.136,10 |
| 1/01/2011 | 31/01/2011 | 31 | 1,77 | \$ | 96.296,85 |
| 1/02/2011 | 28/02/2011 | 28 | 1,77 | \$ | 86.977,80 |
| 1/03/2011 | 31/03/2011 | 31 | 1,77 | \$ | 96.296,85 |
| 1/04/2011 | 30/04/2011 | 30 | 1,98 | \$ | 104.247,00 |
| 1/05/2011 | 31/05/2011 | 31 | 1,98 | \$ | 107.721,90 |
| 1/06/2011 | 30/06/2011 | 30 | 1,98 | \$ | 104.247,00 |
| 1/07/2011 | 31/07/2011 | 31 | 2,07 | \$ | 112.618,35 |
| 1/08/2011 | 31/08/2011 | 31 | 2,07 | \$ | 112.618,35 |
| 1/09/2011 | 30/09/2011 | 30 | 2,07 | \$ | 108.985,50 |
| 1/10/2011 | 31/10/2011 | 31 | 2,15 | \$ | 116.970,75 |
| 1/11/2011 | 30/11/2011 | 30 | 2,15 | \$ | 113.197,50 |
| 1/12/2011 | 31/12/2011 | 31 | 2,15 | \$ | 116.970,75 |
| 1/01/2012 | 31/01/2012 | 31 | 2,20 | \$ | 119.691,00 |
| 1/02/2012 | 29/02/2012 | 29 | 2,20 | \$ | 111.969,00 |
| 1/03/2012 | 31/03/2012 | 31 | 2,20 | \$ | 119.691,00 |
| 1/04/2012 | 30/04/2012 | 30 | 2,26 | \$ | 118.989,00 |
| 1/05/2012 | 31/05/2012 | 31 | 2,26 | \$ | 122.955,30 |
| 1/06/2012 | 30/06/2012 | 30 | 2,26 | \$ | 118.989,00 |
| 1/07/2012 | 31/07/2012 | 31 | 2,29 | \$ | 124.587,45 |
| 1/08/2012 | 31/08/2012 | 31 | 2,29 | \$ | 124.587,45 |
| 1/09/2012 | 30/09/2012 | 30 | 2,29 | \$ | 120.568,50 |

| | | | | | |
|-----------|------------|----|------|----|------------|
| 1/10/2012 | 31/10/2012 | 31 | 2,30 | \$ | 125.131,50 |
| 1/11/2012 | 30/11/2012 | 30 | 2,30 | \$ | 121.095,00 |
| 1/12/2012 | 31/12/2012 | 31 | 2,30 | \$ | 125.131,50 |
| 1/01/2013 | 31/01/2013 | 31 | 2,28 | \$ | 124.043,40 |
| 1/02/2013 | 28/02/2013 | 28 | 2,28 | \$ | 112.039,20 |
| 1/03/2013 | 31/03/2013 | 31 | 2,28 | \$ | 124.043,40 |
| 1/04/2013 | 30/04/2013 | 30 | 2,29 | \$ | 120.568,50 |
| 1/05/2013 | 31/05/2013 | 31 | 2,29 | \$ | 124.587,45 |
| 1/06/2013 | 30/06/2013 | 30 | 2,29 | \$ | 120.568,50 |
| 1/07/2013 | 31/07/2013 | 31 | 2,24 | \$ | 121.867,20 |
| 1/08/2013 | 31/08/2013 | 31 | 2,24 | \$ | 121.867,20 |
| 1/09/2013 | 30/09/2013 | 30 | 2,24 | \$ | 117.936,00 |
| 1/10/2013 | 31/10/2013 | 31 | 2,20 | \$ | 119.691,00 |
| 1/11/2013 | 30/11/2013 | 30 | 2,20 | \$ | 115.830,00 |
| 1/12/2013 | 31/12/2013 | 31 | 2,20 | \$ | 119.691,00 |
| 1/01/2014 | 31/01/2014 | 31 | 2,18 | \$ | 118.602,90 |
| 1/02/2014 | 28/02/2014 | 28 | 2,18 | \$ | 107.125,20 |
| 1/03/2014 | 31/03/2014 | 31 | 2,18 | \$ | 118.602,90 |
| 1/04/2014 | 30/04/2014 | 30 | 2,17 | \$ | 114.250,50 |
| 1/05/2014 | 31/05/2014 | 31 | 2,17 | \$ | 118.058,85 |
| 1/06/2014 | 30/06/2014 | 30 | 2,17 | \$ | 114.250,50 |
| 1/07/2014 | 31/07/2014 | 31 | 2,14 | \$ | 116.426,70 |
| 1/08/2014 | 31/08/2014 | 31 | 2,14 | \$ | 116.426,70 |
| 1/09/2014 | 30/09/2014 | 30 | 2,14 | \$ | 112.671,00 |
| 1/10/2014 | 31/10/2014 | 31 | 2,13 | \$ | 115.882,65 |
| 1/11/2014 | 30/11/2014 | 30 | 2,13 | \$ | 112.144,50 |
| 1/12/2014 | 31/12/2014 | 31 | 2,13 | \$ | 115.882,65 |
| 1/01/2015 | 31/01/2015 | 31 | 2,13 | \$ | 115.882,65 |
| 1/02/2015 | 28/02/2015 | 28 | 2,13 | \$ | 104.668,20 |
| 1/03/2015 | 31/03/2015 | 31 | 2,13 | \$ | 115.882,65 |
| 1/04/2015 | 30/04/2015 | 30 | 2,15 | \$ | 113.197,50 |
| 1/05/2015 | 31/05/2015 | 31 | 2,15 | \$ | 116.970,75 |
| 1/06/2015 | 30/06/2015 | 30 | 2,15 | \$ | 113.197,50 |
| 1/07/2015 | 31/07/2015 | 31 | 2,14 | \$ | 116.426,70 |
| 1/08/2015 | 31/08/2015 | 31 | 2,14 | \$ | 116.426,70 |
| 1/09/2015 | 30/09/2015 | 30 | 2,14 | \$ | 112.671,00 |
| 1/10/2015 | 31/10/2015 | 31 | 2,14 | \$ | 116.426,70 |
| 1/11/2015 | 30/11/2015 | 30 | 2,14 | \$ | 112.671,00 |
| 1/12/2015 | 31/12/2015 | 31 | 2,14 | \$ | 116.426,70 |
| 1/01/2016 | 31/01/2016 | 31 | 2,18 | \$ | 118.602,90 |
| 1/02/2016 | 29/02/2016 | 29 | 2,18 | \$ | 110.951,10 |
| 1/03/2016 | 31/03/2016 | 31 | 2,18 | \$ | 118.602,90 |
| 1/04/2016 | 30/04/2016 | 30 | 2,26 | \$ | 118.989,00 |
| 1/05/2016 | 31/05/2016 | 31 | 2,26 | \$ | 122.955,30 |
| 1/06/2016 | 30/06/2016 | 30 | 2,26 | \$ | 118.989,00 |
| 1/07/2016 | 31/07/2016 | 31 | 2,34 | \$ | 127.307,70 |
| 1/08/2016 | 31/08/2016 | 31 | 2,34 | \$ | 127.307,70 |
| 1/09/2016 | 30/09/2016 | 30 | 2,34 | \$ | 123.201,00 |
| 1/10/2016 | 31/10/2016 | 31 | 2,40 | \$ | 130.572,00 |
| 1/11/2016 | 30/11/2016 | 30 | 2,40 | \$ | 126.360,00 |
| 1/12/2016 | 31/12/2016 | 31 | 2,40 | \$ | 130.572,00 |
| 1/01/2017 | 31/01/2017 | 31 | 2,44 | \$ | 132.748,20 |
| 1/02/2017 | 28/02/2017 | 28 | 2,44 | \$ | 119.901,60 |
| 1/03/2017 | 31/03/2017 | 31 | 2,44 | \$ | 132.748,20 |
| 1/04/2017 | 30/04/2017 | 30 | 2,44 | \$ | 128.466,00 |
| 1/05/2017 | 31/05/2017 | 31 | 2,44 | \$ | 132.748,20 |

| | | | | | |
|-----------|------------|----|------|----|------------|
| 1/06/2017 | 30/06/2017 | 30 | 2,44 | \$ | 128.466,00 |
| 1/07/2017 | 31/07/2017 | 31 | 2,40 | \$ | 130.572,00 |
| 1/08/2017 | 31/08/2017 | 31 | 2,40 | \$ | 130.572,00 |
| 1/09/2017 | 30/09/2017 | 30 | 2,35 | \$ | 123.727,50 |
| 1/10/2017 | 31/10/2017 | 31 | 2,32 | \$ | 126.219,60 |
| 1/11/2017 | 30/11/2017 | 30 | 2,30 | \$ | 121.095,00 |
| 1/12/2017 | 31/12/2017 | 31 | 2,29 | \$ | 124.587,45 |
| 1/01/2018 | 31/01/2018 | 31 | 2,28 | \$ | 124.043,40 |
| 1/02/2018 | 28/02/2018 | 28 | 2,31 | \$ | 113.513,40 |
| 1/03/2018 | 31/03/2018 | 31 | 2,28 | \$ | 124.043,40 |
| 1/04/2018 | 30/04/2018 | 30 | 2,26 | \$ | 118.989,00 |
| 1/05/2018 | 31/05/2018 | 31 | 2,25 | \$ | 122.411,25 |
| 1/06/2018 | 30/06/2018 | 30 | 2,24 | \$ | 117.936,00 |
| 1/07/2018 | 31/07/2018 | 31 | 2,21 | \$ | 120.235,05 |
| 1/08/2018 | 31/08/2018 | 31 | 2,20 | \$ | 119.691,00 |
| 1/09/2018 | 30/09/2018 | 30 | 2,19 | \$ | 115.303,50 |
| 1/10/2018 | 31/10/2018 | 31 | 2,17 | \$ | 118.058,85 |
| 1/11/2018 | 30/11/2018 | 30 | 2,16 | \$ | 113.724,00 |
| 1/12/2018 | 31/12/2018 | 31 | 2,15 | \$ | 116.970,75 |
| 1/01/2019 | 31/01/2019 | 31 | 2,13 | \$ | 115.882,65 |
| 1/02/2019 | 28/02/2019 | 28 | 2,18 | \$ | 107.125,20 |
| 1/03/2019 | 31/03/2019 | 31 | 2,15 | \$ | 116.970,75 |
| 1/04/2019 | 30/04/2019 | 30 | 2,14 | \$ | 112.671,00 |
| 1/05/2019 | 31/05/2019 | 31 | 2,15 | \$ | 116.970,75 |
| 1/06/2019 | 30/06/2019 | 30 | 2,14 | \$ | 112.671,00 |
| 1/07/2019 | 31/07/2019 | 31 | 2,14 | \$ | 116.426,70 |
| 1/08/2019 | 31/08/2019 | 31 | 2,14 | \$ | 116.426,70 |
| 1/09/2019 | 30/09/2019 | 30 | 2,14 | \$ | 112.671,00 |
| 1/10/2019 | 31/10/2019 | 31 | 2,12 | \$ | 115.338,60 |
| 1/11/2019 | 30/11/2019 | 30 | 2,11 | \$ | 111.091,50 |
| 1/12/2019 | 31/12/2019 | 31 | 2,10 | \$ | 114.250,50 |
| 1/01/2020 | 31/01/2020 | 31 | 2,09 | \$ | 113.706,45 |
| 1/02/2020 | 29/02/2020 | 29 | 2,12 | \$ | 107.897,40 |
| 1/03/2020 | 31/03/2020 | 31 | 2,11 | \$ | 114.794,55 |
| 1/04/2020 | 30/04/2020 | 30 | 2,08 | \$ | 109.512,00 |
| 1/05/2020 | 31/05/2020 | 31 | 2,03 | \$ | 110.442,15 |
| 1/06/2020 | 30/06/2020 | 30 | 2,02 | \$ | 106.353,00 |
| 1/07/2020 | 31/07/2020 | 31 | 2,02 | \$ | 109.898,10 |
| 1/08/2020 | 31/08/2020 | 31 | 2,04 | \$ | 110.986,20 |
| 1/09/2020 | 30/09/2020 | 30 | 2,05 | \$ | 107.932,50 |
| 1/10/2020 | 31/10/2020 | 31 | 2,02 | \$ | 109.898,10 |
| 1/11/2020 | 30/11/2020 | 30 | 2,00 | \$ | 105.300,00 |
| 1/12/2020 | 31/12/2020 | 31 | 1,96 | \$ | 106.633,80 |
| 1/01/2021 | 31/01/2021 | 31 | 1,94 | \$ | 105.545,70 |
| 1/02/2021 | 28/02/2021 | 28 | 1,97 | \$ | 96.805,80 |
| 1/03/2021 | 31/03/2021 | 31 | 1,95 | \$ | 106.089,75 |
| 1/04/2021 | 30/04/2021 | 30 | 1,94 | \$ | 102.141,00 |
| 1/05/2021 | 31/05/2021 | 31 | 1,93 | \$ | 105.001,65 |
| 1/06/2021 | 30/06/2021 | 30 | 1,93 | \$ | 101.614,50 |
| 1/07/2021 | 31/07/2021 | 31 | 1,93 | \$ | 105.001,65 |
| 1/08/2021 | 31/08/2021 | 31 | 1,94 | \$ | 105.545,70 |
| 1/09/2021 | 30/09/2021 | 30 | 1,93 | \$ | 101.614,50 |
| 1/10/2021 | 31/10/2021 | 31 | 1,92 | \$ | 104.457,60 |
| 1/11/2021 | 30/11/2021 | 30 | 1,94 | \$ | 102.141,00 |
| 1/12/2021 | 31/12/2021 | 31 | 1,96 | \$ | 106.633,80 |
| 1/01/2022 | 31/01/2022 | 31 | 1,98 | \$ | 107.721,90 |

| | | | | | |
|-----------|------------|----|------|--------------------------------|------------------|
| 1/02/2022 | 28/02/2022 | 28 | 2,04 | \$ | 100.245,60 |
| 1/03/2022 | 31/03/2022 | 31 | 2,06 | \$ | 112.074,30 |
| 1/04/2022 | 30/04/2022 | 30 | 2,12 | \$ | 111.618,00 |
| 1/05/2022 | 31/05/2022 | 31 | 2,18 | \$ | 118.602,90 |
| 1/06/2022 | 30/06/2022 | 30 | 2,25 | \$ | 118.462,50 |
| 1/07/2022 | 31/07/2022 | 31 | 2,34 | \$ | 127.307,70 |
| 1/08/2022 | 31/08/2022 | 31 | 2,43 | \$ | 132.204,15 |
| 1/09/2022 | 30/09/2022 | 30 | 2,55 | \$ | 134.257,50 |
| 1/10/2022 | 31/10/2022 | 31 | 2,65 | \$ | 144.173,25 |
| 1/11/2022 | 30/11/2022 | 30 | 2,76 | \$ | 145.314,00 |
| 1/12/2022 | 31/12/2022 | 31 | 2,93 | \$ | 159.406,65 |
| 1/01/2023 | 31/01/2023 | 31 | 3,04 | \$ | 165.391,20 |
| 1/02/2023 | 28/02/2023 | 28 | 3,16 | \$ | 155.262,40 |
| 1/03/2023 | 31/03/2023 | 31 | 3,22 | \$ | 175.184,10 |
| 1/04/2023 | 30/04/2023 | 30 | 3,27 | \$ | 172.165,50 |
| 1/05/2023 | 31/05/2023 | 31 | 3,17 | \$ | 172.463,85 |
| 1/06/2023 | 30/06/2023 | 30 | 3,12 | \$ | 164.268,00 |
| 1/07/2023 | 31/07/2023 | 31 | 3,09 | \$ | 168.111,45 |
| 1/08/2023 | 31/08/2023 | 31 | 3,03 | \$ | 164.847,15 |
| 1/09/2023 | 30/09/2023 | 30 | 2,97 | \$ | 156.370,50 |
| 1/10/2023 | 31/10/2023 | 31 | 2,83 | \$ | 153.966,15 |
| 1/11/2023 | 30/11/2023 | 30 | 2,74 | \$ | 144.261,00 |
| 1/12/2023 | 31/12/2023 | 31 | 2,69 | \$ | 146.349,45 |
| 1/01/2024 | 31/01/2024 | 31 | 2,53 | \$ | 137.644,65 |
| 1/02/2024 | 8/02/2024 | 8 | 2,53 | \$ | 35.521,20 |
| | | | | Total Intereses de Mora | \$ 27.696.585,15 |
| | | | | Subtotal | \$ 32.961.585,15 |

RESUMEN DE LA LIQUIDACIÓN DEL CRÉDITO


| | | |
|--------------------------------|----|----------------------|
| Capital | \$ | 5.265.000,00 |
| Total Intereses Corrientes (+) | \$ | 0,00 |
| Total Intereses Mora (+) | \$ | 27.696.585,15 |
| Abonos (-) | \$ | 0,00 |
| TOTAL OBLIGACIÓN | \$ | 32.961.585,15 |
| GRAN TOTAL OBLIGACIÓN | \$ | 32.961.585,15 |

JUZGADO 03 EJECUCION CIVIL MUNICIPAL BGA RAD.2014-292

Emilce Vera Arias <emilseveraarias@hotmail.com>

Mar 20/02/2024 3:12 PM

Para:Oficina Ejecución Civil Municipal - Santander - Bucaramanga <ofejcmbuc@cendoj.ramajudicial.gov.co>

 1 archivos adjuntos (162 KB)

JUZ 03 EJE CIVIL MUNI BGA RAD.2014-292.pdf;

Señor

JUEZ TERCERO EJECUCION CIVIL MUNICIPAL DE BUCARAMANGA

E. S. D.

**REF: PROCESO EJECUTIVO PROPUESTO POR FINANCIERA COMULTRASAN EN
CONTRA DE CARLOS JERSSON VILLAMIZAR ARAQUE**

RAD: 68001402201320140029201

EMILSE VERA ARIAS, mayor de edad, vecina de la ciudad, identificada como aparece al pié de mi correspondiente firma, actuando en mi condición de apoderada judicial del demandante dentro del asunto de la referencia, por medio del presente escrito me permito presentar a su consideración **LA LIQUIDACION DEL CREDITO** a fin de que se proceda a dar el trámite de ley :

CAPITAL \$ 1.010.176

LIQUIDACION APROBADA

HASTA 30 SEPTIEMBRE 2017..... \$ 2.500.013

| | | | | | | | |
|-----------|----------|-----------|----|--------|--------|-------|-------------|
| 1.010.176 | 1-oct-17 | 31-oct-17 | 31 | 21,15% | 31,73% | 2,42% | \$25.241,94 |
| 1.010.176 | 1-nov-17 | 30-nov-17 | 30 | 21,15% | 31,73% | 2,42% | \$24.421,16 |
| 1.010.176 | 1-dic-17 | 31-dic-17 | 31 | 21,15% | 31,73% | 2,42% | \$25.241,94 |
| 1.010.176 | 1-ene-18 | 31-ene-18 | 31 | 20,69% | 31,04% | 2,37% | \$24.737,38 |
| 1.010.176 | 1-feb-18 | 28-feb-18 | 28 | 20,69% | 31,04% | 2,37% | \$22.325,90 |
| 1.010.176 | 1-mar-18 | 31-mar-18 | 31 | 20,69% | 31,04% | 2,37% | \$24.737,38 |
| 1.010.176 | 1-abr-18 | 30-abr-18 | 30 | 20,48% | 30,72% | 2,35% | \$23.709,77 |
| 1.010.176 | 1-may-18 | 31-may-18 | 31 | 20,48% | 30,72% | 2,35% | \$24.506,46 |
| 1.010.176 | 1-jun-18 | 30-jun-18 | 30 | 20,48% | 30,72% | 2,35% | \$23.709,77 |
| 1.010.176 | 1-jul-18 | 30-jul-18 | 30 | 20,03% | 30,05% | 2,30% | \$23.229,94 |
| 1.010.176 | 1-ago-18 | 30-ago-18 | 30 | 20,03% | 30,05% | 2,30% | \$23.229,94 |
| 1.010.176 | 1-sep-18 | 30-sep-18 | 30 | 20,03% | 30,05% | 2,30% | \$23.229,94 |
| 1.010.176 | 1-oct-18 | 31-oct-18 | 31 | 19,63% | 29,45% | 2,26% | \$23.567,98 |
| 1.010.176 | 1-nov-18 | 30-nov-18 | 30 | 19,63% | 29,45% | 2,26% | \$22.802,03 |
| 1.010.176 | 1-dic-18 | 31-dic-18 | 31 | 19,63% | 29,45% | 2,26% | \$23.567,98 |
| 1.010.176 | 1-ene-19 | 31-ene-19 | 31 | 19,16% | 28,74% | 2,21% | \$23.046,44 |
| 1.010.176 | 1-feb-19 | 28-feb-19 | 28 | 19,16% | 28,74% | 2,21% | \$20.800,90 |
| 1.010.176 | 1-mar-19 | 31-mar-19 | 31 | 19,16% | 28,74% | 2,21% | \$23.046,44 |
| 1.010.176 | 1-abr-19 | 30-abr-19 | 30 | 19,32% | 28,98% | 2,22% | \$22.469,50 |
| 1.010.176 | 1-may-19 | 31-may-19 | 31 | 19,32% | 28,98% | 2,22% | \$23.224,19 |
| 1.010.176 | 1-jun-19 | 30-jun-19 | 30 | 19,32% | 28,98% | 2,22% | \$22.469,50 |
| 1.010.176 | 1-jul-19 | 31-jul-19 | 31 | 19,28% | 28,92% | 2,22% | \$23.179,78 |
| 1.010.176 | 1-ago-19 | 31-ago-19 | 31 | 19,28% | 28,92% | 2,22% | \$23.179,78 |
| 1.010.176 | 1-sep-19 | 30-sep-19 | 30 | 19,28% | 28,92% | 2,22% | \$22.426,54 |
| 1.010.176 | 1-oct-19 | 31-oct-19 | 31 | 19,10% | 28,65% | 2,20% | \$22.979,72 |
| 1.010.176 | 1-nov-19 | 30-nov-19 | 30 | 19,10% | 28,65% | 2,20% | \$22.233,03 |
| 1.010.176 | 1-dic-19 | 31-dic-19 | 31 | 19,10% | 28,65% | 2,20% | \$22.979,72 |
| 1.010.176 | 1-ene-20 | 31-ene-20 | 31 | 18,77% | 28,16% | 2,17% | \$22.612,24 |
| 1.010.176 | 1-feb-20 | 29-feb-20 | 29 | 18,77% | 28,16% | 2,17% | \$21.143,26 |

| | | | | | | | |
|-----------|----------|-----------|----|--------|--------|-------|-------------|
| 1.010.176 | 1-mar-20 | 31-mar-20 | 28 | 18,77% | 28,16% | 2,17% | \$20.409,29 |
| 1.010.176 | 1-abr-20 | 30-abr-20 | 30 | 18,69% | 28,04% | 2,16% | \$21.791,26 |
| 1.010.176 | 1-may-20 | 31-may-20 | 31 | 18,69% | 28,04% | 2,16% | \$22.523,01 |
| 1.010.176 | 1-jun-20 | 30-jun-20 | 30 | 18,69% | 28,04% | 2,16% | \$21.791,26 |
| 1.010.176 | 1-jul-20 | 31-jul-20 | 31 | 18,35% | 27,53% | 2,12% | \$22.143,18 |
| 1.010.176 | 1-ago-20 | 31-ago-20 | 31 | 18,35% | 27,53% | 2,12% | \$22.143,18 |
| 1.010.176 | 1-sep-20 | 30-sep-20 | 30 | 18,35% | 27,53% | 2,12% | \$21.423,86 |
| 1.010.176 | 1-oct-20 | 31-oct-20 | 31 | 18,09% | 27,14% | 2,09% | \$21.852,05 |
| 1.010.176 | 1-nov-20 | 30-nov-20 | 30 | 18,09% | 27,14% | 2,09% | \$21.142,25 |
| 1.010.176 | 1-dic-20 | 31-dic-20 | 31 | 18,09% | 27,14% | 2,09% | \$21.852,05 |
| 1.010.176 | 1-ene-21 | 31-ene-21 | 31 | 19,06% | 28,59% | 2,20% | \$22.935,23 |
| 1.010.176 | 1-feb-21 | 28-feb-21 | 28 | 19,06% | 28,59% | 2,20% | \$20.700,60 |
| 1.010.176 | 1-mar-21 | 31-mar-21 | 31 | 19,06% | 28,59% | 2,20% | \$22.935,23 |
| 1.010.176 | 1-abr-21 | 30-abr-21 | 30 | 17,31% | 25,97% | 2,01% | \$20.294,00 |
| 1.010.176 | 1-may-21 | 31-may-21 | 31 | 17,31% | 25,97% | 2,01% | \$20.975,13 |
| 1.010.176 | 1-jun-21 | 30-jun-21 | 30 | 17,31% | 25,97% | 2,01% | \$20.294,00 |
| 1.010.176 | 1-jul-21 | 30-jul-21 | 31 | 17,31% | 25,97% | 2,01% | \$20.975,13 |
| 1.010.176 | 1-ago-21 | 30-ago-21 | 30 | 17,31% | 25,97% | 2,01% | \$20.294,00 |
| 1.010.176 | 1-sep-21 | 30-sep-21 | 30 | 17,31% | 25,97% | 2,01% | \$20.294,00 |
| 1.010.176 | 1-oct-21 | 31-oct-21 | 31 | 17,31% | 25,97% | 2,01% | \$20.975,13 |
| 1.010.176 | 1-nov-21 | 30-nov-21 | 30 | 17,31% | 25,97% | 2,01% | \$20.294,00 |
| 1.010.176 | 1-dic-21 | 31-dic-21 | 31 | 17,31% | 25,97% | 2,01% | \$20.975,13 |
| 1.010.176 | 1-ene-22 | 31-ene-22 | 31 | 17,31% | 25,97% | 2,01% | \$20.975,13 |
| 1.010.176 | 1-feb-22 | 28-feb-22 | 28 | 17,31% | 25,97% | 2,01% | \$18.932,65 |
| 1.010.176 | 1-mar-22 | 31-mar-22 | 31 | 17,31% | 25,97% | 2,01% | \$20.975,13 |
| 1.010.176 | 1-abr-22 | 30-abr-22 | 30 | 17,31% | 25,97% | 2,01% | \$20.294,00 |
| 1.010.176 | 1-may-22 | 31-may-22 | 31 | 17,31% | 25,97% | 2,01% | \$20.975,13 |
| 1.010.176 | 1-jun-22 | 30-jun-22 | 30 | 17,31% | 25,97% | 2,01% | \$20.294,00 |
| 1.010.176 | 1-jul-22 | 30-jul-22 | 31 | 17,31% | 25,97% | 2,01% | \$20.975,13 |
| 1.010.176 | 1-ago-22 | 30-ago-22 | 30 | 17,31% | 25,97% | 2,01% | \$20.294,00 |
| 1.010.176 | 1-sep-22 | 30-sep-22 | 30 | 17,31% | 25,97% | 2,01% | \$20.294,00 |
| 1.010.176 | 1-oct-22 | 31-oct-22 | 31 | 17,31% | 25,97% | 2,01% | \$20.975,13 |
| 1.010.176 | 1-nov-22 | 30-nov-22 | 30 | 17,31% | 25,97% | 2,01% | \$20.294,00 |
| 1.010.176 | 1-dic-22 | 31-dic-22 | 31 | 17,31% | 25,97% | 2,01% | \$20.975,13 |
| 1.010.176 | 1-ene-23 | 31-ene-23 | 31 | 17,31% | 25,97% | 2,01% | \$20.975,13 |
| 1.010.176 | 1-feb-23 | 28-feb-23 | 28 | 17,31% | 25,97% | 2,01% | \$18.932,65 |
| 1.010.176 | 1-mar-23 | 31-mar-22 | 31 | 17,31% | 25,97% | 2,01% | \$20.975,13 |
| 1.010.176 | 1-abr-23 | 30-abr-23 | 30 | 17,31% | 25,97% | 2,01% | \$20.294,00 |
| 1.010.176 | 1-may-23 | 31-may-23 | 31 | 17,31% | 25,97% | 2,01% | \$20.975,13 |
| 1.010.176 | 1-jun-23 | 30-jun-23 | 30 | 17,31% | 25,97% | 2,01% | \$20.294,00 |
| 1.010.176 | 1-jul-23 | 31-jul-23 | 31 | 17,31% | 25,97% | 2,01% | \$20.975,13 |
| 1.010.176 | 1-ago-23 | 31-ago-23 | 31 | 17,31% | 25,97% | 2,01% | \$20.975,13 |

| | | | | | | | |
|-----------|----------|-----------|----|--------|--------|-------|-------------|
| 1.010.176 | 1-sep-23 | 30-sep-23 | 30 | 17,31% | 25,97% | 2,01% | \$20.294,00 |
| 1.010.176 | 1-oct-23 | 31-oct-23 | 31 | 17,31% | 25,97% | 2,01% | \$20.975,13 |
| 1.010.176 | 1-nov-23 | 30-nov-23 | 30 | 17,31% | 25,97% | 2,01% | \$20.294,00 |
| 1.010.176 | 1-dic-23 | 31-dic-23 | 31 | 17,31% | 25,97% | 2,01% | \$20.975,13 |
| 1.010.176 | 1-ene-24 | 31-ene-24 | 31 | 17,31% | 25,97% | 2,01% | \$20.975,13 |
| 1.010.176 | 1-feb-24 | 29-feb-24 | 29 | 17,31% | 25,97% | 2,01% | \$19.613,17 |

INTERESES\$1.676.839

| | |
|-------------------|--------------|
| TOTAL LIQUIDACION | \$ 5.853.691 |
|-------------------|--------------|

Del señor juez,




EMILSE VERA ARIAS
T.P. No. 44.618 del C.S. de la J.
C.C.No. 63.294.627 Bucaramanga

Memorial Presentando Liquidacion del Credito 2020-196

JOHN JAIRO SILVA <jjsb981@hotmail.com>

Lun 19/02/2024 12:25 PM

Para:Oficina Ejecución Civil Municipal - Santander - Bucaramanga <ofejcmbuc@cendoj.ramajudicial.gov.co>

 1 archivos adjuntos (184 KB)

Memorial Presentando Liquidacion del Credito 2020-196.pdf;

Bucaramanga 19 de Febrero 2024

Señor (a)
JUEZ TERCERO DE EJECUCIÓN CIVIL MUNICIPAL DE BUCARAMANGA
E. S. D.

Demandante: JOHN JAIRO SILVA BARCENAS
Demandado: RICARDO ESPINOSA GÓMEZ
Ref.: Ejecutivo Singular
Radicado: 2020-196

Como demandante por medio del presente escrito al señor (a) Juez, muy respetuosamente me permito presentar **Liquidación del Crédito a fecha 31 de enero de 2024**, por valor de **\$14.886.130**

| CAPITAL \$ | FECHA INICIO | FECHA FIN | Interés Bancario Corriente | Interés Ordinario | DIAS | Interés Nomin al plazo | VALOR INTERESES \$ |
|------------|--------------|-----------|----------------------------|-------------------|------|------------------------|--------------------|
| 5.742.500 | 1-mar-18 | 31-mar-18 | 20,68% | 25,27% | 31 | 2,45% | 140.561 |
| 5.742.500 | 1-abr-18 | 30-abr-18 | 20,68% | 25,27% | 30 | 2,37% | 135.991 |
| 5.742.500 | 1-may-18 | 31-may-18 | 20,44% | 25,27% | 31 | 2,42% | 139.060 |
| 5.742.500 | 1-jun-18 | 30-jun-18 | 20,28% | 25,27% | 30 | 2,33% | 133.571 |
| 5.742.500 | 1-jul-18 | 31-jul-18 | 20,03% | 25,27% | 31 | 2,38% | 136.491 |
| 5.742.500 | 1-ago-18 | 31-ago-18 | 19,94% | 25,27% | 31 | 2,37% | 135.925 |
| 5.742.500 | 1-sep-18 | 30-sep-18 | 19,81% | 25,27% | 30 | 2,28% | 130.717 |
| 5.742.500 | 1-oct-18 | 31-oct-18 | 19,63% | 25,27% | 31 | 2,33% | 133.976 |
| 5.742.500 | 1-nov-18 | 30-nov-18 | 19,49% | 25,27% | 30 | 2,24% | 128.768 |
| 5.742.500 | 1-dic-18 | 31-dic-18 | 19,40% | 25,27% | 31 | 2,31% | 132.526 |
| 5.742.500 | 1-ene-19 | 31-ene-19 | 19,16% | 25,27% | 31 | 2,28% | 131.011 |
| 5.742.500 | 1-feb-19 | 28-feb-19 | 19,70% | 25,27% | 28 | 2,11% | 121.317 |
| 5.742.500 | 1-mar-19 | 31-mar-19 | 19,37% | 25,27% | 31 | 2,30% | 132.337 |
| 5.742.500 | 1-abr-19 | 30-abr-19 | 19,37% | 25,27% | 30 | 2,23% | 128.037 |
| 5.742.500 | 1-may-19 | 31-may-19 | 19,34% | 25,27% | 31 | 2,30% | 132.148 |
| 5.742.500 | 1-jun-19 | 30-jun-19 | 19,30% | 25,27% | 30 | 2,22% | 127.609 |
| 5.742.500 | 1-jul-19 | 31-jul-19 | 19,28% | 25,27% | 31 | 2,29% | 131.769 |
| 5.742.500 | 1-ago-19 | 31-ago-19 | 19,32% | 25,27% | 31 | 2,30% | 132.021 |
| 5.742.500 | 1-sep-19 | 30-sep-19 | 19,32% | 25,27% | 30 | 2,22% | 127.731 |
| 5.742.500 | 1-oct-19 | 31-oct-19 | 19,10% | 25,27% | 31 | 2,27% | 130.632 |
| 5.742.500 | 1-nov-19 | 30-nov-19 | 19,03% | 25,27% | 30 | 2,19% | 125.959 |
| 5.742.500 | 1-dic-19 | 31-dic-19 | 19,10% | 25,27% | 31 | 2,27% | 130.632 |
| 5.742.500 | 1-ene-20 | 31-ene-20 | 18,77% | 25,27% | 31 | 2,24% | 128.543 |
| 5.742.500 | 1-feb-20 | 29-feb-20 | 19,06% | 25,27% | 29 | 2,12% | 121.908 |
| 5.742.500 | 1-mar-20 | 31-mar-20 | 18,95% | 25,27% | 31 | 2,26% | 129.683 |
| 5.742.500 | 1-abr-20 | 30-abr-20 | 18,69% | 25,27% | 30 | 2,16% | 123.876 |
| 5.742.500 | 1-may-20 | 31-may-20 | 18,19% | 25,27% | 31 | 2,17% | 124.858 |
| 5.742.500 | 1-jun-20 | 30-jun-20 | 18,12% | 25,27% | 30 | 2,10% | 120.371 |
| 5.742.500 | 1-jul-20 | 31-jul-20 | 18,12% | 25,27% | 31 | 2,17% | 124.412 |
| 5.742.500 | 1-ago-20 | 31-ago-20 | 18,29% | 25,27% | 31 | 2,19% | 125.495 |
| 5.742.500 | 1-sep-20 | 30-sep-20 | 18,35% | 25,27% | 30 | 2,12% | 121.787 |

| | | | | | | | |
|-----------|----------|-----------|--------|--------|----|-------|---------|
| 5.742.500 | 1-oct-20 | 31-oct-20 | 18,09% | 25,27% | 31 | 2,16% | 124.221 |
| 5.742.500 | 1-nov-20 | 30-nov-20 | 17,84% | 25,27% | 30 | 2,07% | 118.644 |
| 5.742.500 | 1-dic-20 | 31-dic-20 | 17,46% | 25,27% | 31 | 2,09% | 120.197 |
| 5.742.500 | 1-ene-21 | 31-ene-21 | 17,32% | 25,27% | 31 | 2,08% | 119.300 |
| 5.742.500 | 1-feb-21 | 28-feb-21 | 17,54% | 25,27% | 28 | 1,90% | 108.954 |
| 5.742.500 | 1-mar-21 | 31-mar-21 | 17,32% | 25,27% | 31 | 2,08% | 119.300 |
| 5.742.500 | 1-abr-21 | 30-abr-21 | 17,32% | 25,27% | 30 | 2,01% | 115.426 |
| 5.742.500 | 1-may-21 | 31-may-21 | 17,32% | 25,27% | 31 | 2,08% | 119.300 |
| 5.742.500 | 1-jun-21 | 30-jun-21 | 17,21% | 25,27% | 30 | 2,00% | 114.744 |
| 5.742.500 | 1-jul-21 | 31-jul-21 | 17,18% | 25,27% | 31 | 2,06% | 118.403 |
| 5.742.500 | 1-ago-21 | 31-ago-21 | 17,24% | 25,27% | 31 | 2,07% | 118.787 |
| 5.742.500 | 1-sep-21 | 30-sep-21 | 17,19% | 25,27% | 30 | 2,00% | 114.620 |
| 5.742.500 | 1-oct-21 | 31-oct-21 | 17,08% | 25,27% | 31 | 2,05% | 117.761 |
| 5.742.500 | 1-nov-21 | 30-nov-21 | 17,27% | 25,27% | 30 | 2,00% | 115.116 |
| 5.742.500 | 1-dic-21 | 31-dic-21 | 17,46% | 25,27% | 31 | 2,09% | 120.197 |
| 5.742.500 | 1-ene-22 | 31-ene-22 | 17,66% | 25,27% | 31 | 2,12% | 121.477 |
| 5.742.500 | 1-feb-22 | 28-feb-22 | 18,30% | 25,27% | 28 | 1,97% | 113.328 |
| 5.742.500 | 1-mar-22 | 31-mar-22 | 18,47% | 25,27% | 31 | 2,21% | 126.639 |
| 5.742.500 | 1-abr-22 | 30-abr-22 | 19,05% | 25,27% | 30 | 2,20% | 126.081 |
| 5.742.500 | 1-may-22 | 31-may-22 | 19,71% | 25,27% | 31 | 2,34% | 134.479 |
| 5.742.500 | 1-jun-22 | 30-jun-22 | 19,71% | 25,27% | 30 | 2,27% | 130.109 |
| 5.742.500 | 1-jul-22 | 31-jul-22 | 19,71% | 25,27% | 31 | 2,34% | 134.479 |
| 5.742.500 | 1-ago-22 | 31-ago-22 | 22,21% | 25,27% | 31 | 2,61% | 150.063 |
| 5.742.500 | 1-sep-22 | 30-sep-22 | 23,50% | 25,27% | 30 | 2,66% | 152.850 |
| 5.742.500 | 1-oct-22 | 31-oct-22 | 24,61% | 25,27% | 31 | 2,87% | 164.752 |
| 5.742.500 | 1-nov-22 | 30-nov-22 | 25,78% | 25,27% | 30 | 2,89% | 166.224 |
| 5.742.500 | 1-dic-22 | 31-dic-22 | 27,64% | 25,27% | 31 | 3,19% | 182.932 |
| 5.742.500 | 1-ene-23 | 31-ene-23 | 28,84% | 25,27% | 31 | 3,31% | 190.023 |
| 5.742.500 | 1-feb-23 | 28-feb-23 | 30,18% | 25,27% | 28 | 3,11% | 178.525 |
| 5.742.500 | 1-mar-23 | 31-mar-23 | 30,84% | 25,27% | 31 | 3,51% | 201.709 |
| 5.742.500 | 1-abr-23 | 30-abr-23 | 30,84% | 25,27% | 30 | 3,40% | 195.129 |
| 5.742.500 | 1-may-23 | 31-may-23 | 30,84% | 25,27% | 31 | 3,51% | 201.709 |
| 5.742.500 | 1-jun-23 | 30-jun-23 | 29,76% | 25,27% | 30 | 3,29% | 189.047 |
| 5.742.500 | 1-jul-23 | 31-jul-23 | 29,36% | 25,27% | 31 | 3,36% | 193.077 |
| 5.742.500 | 1-ago-23 | 31-ago-23 | 28,75% | 25,27% | 31 | 3,30% | 189.494 |
| 5.742.500 | 1-sep-23 | 30-sep-23 | 28,03% | 25,27% | 30 | 3,12% | 179.206 |
| 5.742.500 | 1-oct-23 | 31-oct-23 | 26,53% | 25,27% | 31 | 3,07% | 176.318 |
| 5.742.500 | 1-nov-23 | 30-nov-23 | 26,53% | 25,27% | 30 | 2,97% | 170.575 |
| 5.742.500 | 1-dic-23 | 31-dic-23 | 26,53% | 25,27% | 31 | 3,07% | 176.318 |
| 5.742.500 | 1-ene-24 | 31-ene-24 | 23,32% | 25,27% | 31 | 2,73% | 156.889 |

| | |
|----------------------------------|-------------------|
| TOTAL INTERESES MORA | 9.886.130 |
| CAPITAL | 5.000.000 |
| TOTAL CAPITAL E INTERESES | 14.886.130 |

SON: CATORCE MILLONES OCHOSCIENTOS OCHENTA
Y SEIS MIL CIENTO TREINTA PESOS M/CTE

Cordialmente,


JOHN JAIRO SILVA BÁRCENAS
C.C. No. 13.871.047 de B/manga
T.P. No. 250-287 del C. S. de la J.

**RADICADO : 68001400301420220011301 Ciudad DEMANDANTE: VISION FUTURO
DEMANDADOS: JOSE LUIS CÁRDENAS SILVA Y OTRO**

Marisol Ballesteros <marisolballesteroshernandez@hotmail.com>

Lun 19/02/2024 8:58 AM

Para:Oficina Ejecución Civil Municipal - Santander - Bucaramanga <ofejcmbuc@cendoj.ramajudicial.gov.co>

 1 archivos adjuntos (114 KB)

LIQUIDACIONfen 19 2024.pdf;

Buenos días su Señoría, con el mayor de los respetos ruego a su despacho atender mi solicitud, cordialmente. .B.H.

MARISOL BALLESTEROS HERNANDEZ
CELULAR 3153718457

Bucaramanga, febrero 19 de 2024

DOCTOR:

JORGE ELICASTAÑEDA COY

JUEZ TERCERO CIVIL MUNICIPAL DE ELECCION DE BUCARAMANGA

ofejcmbuc@cendoj.ramajudicial.gov.co

RADICADO : 68001400301420220011301

Ciudad

DEMANDANTE: VISION FUTURO

DEMANDADOS: JOSE LUIS CÁRDENAS SILVA Y OTRO

Comedidamente me permito ALLEGAR la liquidacion del credito a lugar de conformidad con el articulo 446 del C.G.P.

| JOSE LUIS CARDENAS SILVA Y OTRO | | | | | | | | |
|---------------------------------|-----------|-----------|------------------------|-----------------------------|-----------------------|-------------------|-----------------|------------|
| KAPITAL | | 3.984.850 | | PAGARE NO. 001193 | | | | |
| FECHA | | DÍAS | INTERES ANUAL EFECTIVO | INTERES MORA ANUAL EFECTIVO | INTERES ANUAL NOMINAL | CAPITAL | INTERES MENSUAL | INETR3ESES |
| 13-abr-21 | 30-abr-21 | 18 | 20,4400 | 17,31% | 2,5970% | 3.984.850 | 3450 | 62.092 |
| 01-may-21 | 31-may-21 | 30 | 20,4300 | 17,22% | 2,5830% | 3.984.850 | 3431 | 102.929 |
| 01-jun-21 | 30-jun-21 | 30 | 20,4300 | 17,21% | 2,5820% | 3.984.850 | 3430 | 102.889 |
| 01-jul-21 | 31-jul-21 | 30 | 20,4400 | 17,18% | 2,5770% | 3.984.850 | 3423 | 102.690 |
| 01-ago-21 | 20-ago-21 | 20 | 20,4700 | 17,24% | 2,5860% | 3.984.850 | 3435 | 68.699 |
| 01-sep-21 | 30-sep-21 | 30 | 20,4700 | 17,19% | 1,9300% | 3.984.850 | 2564 | 76.908 |
| 21-oct-21 | 31-oct-21 | 30 | 20,4800 | 17,08% | 1,9220% | 3.984.850 | 2553 | 76.589 |
| 01-nov-21 | 30-nov-21 | 30 | 20,5800 | 17,27% | 1,9400% | 3.984.850 | 2577 | 77.306 |
| 01-dic-21 | 31-dic-21 | 30 | 20,5900 | 17,47% | 1,9600% | 3.984.850 | 2603 | 78.103 |
| 01-ene-22 | 31-ene-22 | 30 | 20,5900 | 17,66% | 1,9800% | 3.984.850 | 2630 | 78.900 |
| 01-feb-22 | 28-feb-22 | 28 | 20,7800 | 18,30% | 2,0400% | 3.984.850 | 2710 | 75.872 |
| 01-mar-22 | 31-mar-22 | 30 | 20,7800 | 18,47% | 2,0600% | 3.984.850 | 2736 | 82.088 |
| 01-abr-22 | 30-abr-22 | 30 | 20,4500 | 19,05% | 2,1200% | 3.984.850 | 2816 | 84.479 |
| 01-may-22 | 31-may-22 | 30 | 20,4500 | 19,71% | 2,1800% | 3.984.850 | 2896 | 86.870 |
| 01-jun-22 | 30-jun-22 | 30 | 20,7800 | 19,71% | 2,1800% | 3.984.850 | 2896 | 86.870 |
| 01-jul-22 | 31-jul-22 | 30 | 20,9900 | 19,71% | 2,1800% | 3.984.850 | 2896 | 86.870 |
| 01-ago-22 | 31-ago-22 | 30 | 22,21% | 2,4300% | 33,3200% | 3.984.850 | 3228 | 96.832 |
| 01-sep-22 | 30-sep-22 | 30 | 23,50% | 2,5500% | 35,2500% | 3.984.850 | 3387 | 101.614 |
| 01-oct-22 | 31-oct-22 | 30 | 24,61% | 2,6650% | 36,9200% | 3.984.850 | 3540 | 106.196 |
| 01-nov-22 | 30-nov-22 | 30 | 25,78% | 2,7600% | 38,6700% | 3.984.850 | 3666 | 109.982 |
| 01-dic-22 | 31-dic-22 | 30 | 27,64% | 2,7640% | 41,4600% | 3.984.850 | 3671 | 110.141 |
| 01-ene-23 | 31-ene-23 | 30 | 29,84% | 2,9840% | 43,2600% | 3.984.850 | 3964 | 118.908 |
| 01-feb-23 | 28-feb-23 | 28 | 30,18% | 3,0180% | 45,2700% | 3.984.850 | 4009 | 112.245 |
| 01-mar-23 | 31-mar-23 | 30 | 30,84% | 3,8400% | 46,2600% | 3.984.850 | 5101 | 153.018 |
| 01-abr-23 | 30-abr-23 | 30 | 31,09% | 3,1090% | 46,2600% | 3.984.850 | 4130 | 123.889 |
| 01-may-23 | 31-may-23 | 30 | 31,09% | 3,1090% | 46,2600% | 3.984.850 | 4130 | 123.889 |
| 01-jun-23 | 30-jun-23 | 30 | 31,09% | 3,1090% | 46,2600% | 3.984.850 | 4130 | 123.889 |
| 01-jul-23 | 31-jul-23 | 30 | 31,17% | 3,1700% | 46,2600% | 3.984.850 | 4211 | 126.320 |
| 01-ago-23 | 31-ago-23 | 30 | 30,84% | 3,2700% | 46,2600% | 3.984.850 | 4343 | 130.305 |
| 01-sep-23 | 30-sep-23 | 30 | 30,84% | 3,2700% | 46,2600% | 3.984.850 | 4343 | 130.305 |
| 01-oct-23 | 31-oct-23 | 30 | 30,84% | 3,7800% | 46,2600% | 3.984.850 | 5021 | 150.627 |
| 01-nov-23 | 30-nov-23 | 30 | 30,84% | 3,7200% | 46,2600% | 3.984.850 | 4941 | 148.236 |
| 01-dic-23 | 31-dic-23 | 30 | 30,84% | 3,8400% | 46,2600% | 3.984.850 | 5101 | 153.018 |
| 01-ene-24 | 31-ene-24 | 30 | 30,84% | 3,8400% | 46,2600% | 3.984.850 | 5101 | 153.018 |
| 01-feb-24 | 19-feb-24 | 19 | 30,84% | 3,5900% | 46,2600% | 3.984.850 | 4769 | 90.602 |
| | | | | | | INTERESES DE MORA | | 3.693.186 |
| | | | | | | KAPITAL | | 3.984.850 |
| | | | | | | TOTAL OBLIGACIÓN | | 7.678.036 |

Con sumo respeto,




MARISOL BALLESTEROS HERNÁNDEZ
C.C. NO. 51.872.564 expedida en Bogotá
T.P. NO. 142.473 del C.S.J.

Ejec paseo españa / pedro adolfo blanco rad: 2022-257

Martha Sanchez <juridicamarthaderey@hotmail.com>

Mar 23/05/2023 3:07 PM

Para:Juzgado 20 Civil Municipal - Santander - Bucaramanga <j20cmbuc@cendoj.ramajudicial.gov.co>

 2 archivos adjuntos (824 KB)

Liquidac dda acumulac pedro blanco.pdf; req pagador vallas y vallas cristian blanco.pdf;

buenos dias, adjunto solicitud

atentamente

Martha Leonor Sanchez de Rey

Carrera 13 # 35-15 oficina 201 edificio las villas barrio centro

tel: 6076330890 (ext 102) - 6076521363 (ext 102) - 3176689255

juridicamarthaderey@hotmail.com

Martha Leonor Sánchez De Rey
 Diego Armando Rey Sánchez
 Carrera 13 # 35-15 ofic. 201 Edif. Villas
 Tel: 6521363 - 6330890 - 6521365
 Bucaramanga
 Liquidación para juzgado

Señor
 JUEZ VEINTE CIVIL MUNICIPAL DE BUCARAMANGA
 E. S. D.

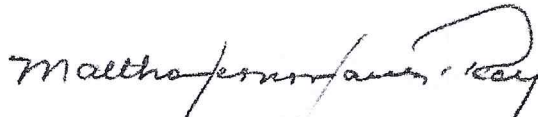
REF: EJECUTIVO DE PASEO ESPAÑA INMOBILIARIA ABOGADOS
 CONTRA PEDRO ADOLFO BLANCO Y OTROS
 RAD. 2022-257 **DEMANDA DE ACUMULACION**

En mi calidad de apoderada de la sociedad demandante en el proceso de la referencia, comedidamente presento a su consideración la liquidación del crédito, a cargo de los demandados, para su respectiva aprobación:

| <u>CANONES</u> | <u>VALOR</u> | <u>FECHA</u> <u>INICIO</u> | <u>FECHA</u> <u>FIN</u> | <u>DÍAS EN</u> <u>MORA</u> | <u>INTERÉS</u> <u>PROMED</u> | <u>VALOR</u> <u>INTERESES</u> | <u>GRAN</u> <u>TOTAL</u> |
|--|--------------|-------------------------------|----------------------------|-------------------------------|---------------------------------|----------------------------------|-----------------------------|
| jun-22 | 1.077.000 | 01-jun-22 | 30-may-23 | 360 | 2,25 | 290.790 | 1.367.790 |
| jul-22 | 1.077.000 | 01-jul-22 | 30-may-23 | 330 | 2,34 | 277.220 | 1.354.220 |
| <u>GRAN TOTAL AL 30 DE MAYO DEL 2.023</u> | | | | | | | <u>2.722.010</u> |

Solicito al Señor Juez correr el respectivo traslado e impartirle su aprobación.

Señor Juez,


 MARTHA LEONOR SÁNCHEZ DE REY
 C.C. No. 37.829.027 Bucaramanga
 T.P. N° 20.052 C.S.J.


Bucaramanga, Mayo del 2.023

**RV: RESPUESTA A REQUERIMIENTO – LIQUIDACIÓN DE CRÉDITO RAD
68001400301720220062001 REF: PROCESO EJECUTIVO BANCO BOGOTA SA CONTRA
CLARA INES ARENAS BARRAGAN**

Oficina Ejecución Civil Circuito - Santander - Bucaramanga
<ofejccbuc@cendoj.ramajudicial.gov.co>

Lun 19/02/2024 8:31 AM

Para: Oficina Ejecución Civil Municipal - Santander - Bucaramanga <ofejcmbuc@cendoj.ramajudicial.gov.co>

 1 archivos adjuntos (145 KB)
LIQUIDACION DE CREDITO.pdf;

Buen día;

Se remite por ser de su competencia.

Cordialmente,

Oficina de Apoyo para los Juzgados Civiles del Circuito de Ejecución de Sentencias
Consejo Seccional de la Judicatura de Santander
Carrera 12 No 31 - 08
Bucaramanga - Santander



Rama Judicial
Consejo Superior de la Judicatura
República de Colombia

De: JAVIER COCK SARMIENTO <javiercocksarmiento@gmail.com>

Enviado: lunes, 19 de febrero de 2024 8:00

Para: Oficina Ejecución Civil Circuito - Santander - Bucaramanga <ofejccbuc@cendoj.ramajudicial.gov.co>

Asunto: RESPUESTA A REQUERIMIENTO – LIQUIDACIÓN DE CRÉDITO RAD 68001400301720220062001 REF:
PROCESO EJECUTIVO BANCO BOGOTA SA CONTRA CLARA INES ARENAS BARRAGAN

SEÑOR(A)

JUEZ TERCERO CIVIL MUNICIPAL DE EJECUCION DE BUCARAMANGA
E. S. M.

RAD: 68001400301720220062001

REF: PROCESO EJECUTIVO BANCO BOGOTÁ SA CONTRA CLARA INES ARENAS BARRAGAN

ASUNTO: LIQUIDACIÓN DE CRÉDITO

JAVIER COCK SARMIENTO, identificado como aparece al pie de mi correspondiente firma, en calidad de abogado reconocido de la parte demandante, por medio del presente escrito me permito anexar en

la oportunidad legal, la liquidación actualizada del crédito adeudado por el demandado

| TOTALES | | | | | | |
|------------------|-----------------|-----------------------|--------------------------|-----------------|---------------------------------------|------------|
| CAPITAL | OTROS INTERESES | TOTAL INTERES DE MORA | TOTAL GASTOS DEL PROCESO | TOTAL DE ABONOS | SALDO A LA FECHA A FAVOR DE LA PARTE: | 0/01/1900 |
| | | | | | | DEMANDANTE |
| \$ 47.405.454,00 | \$ 0,00 | \$22.094.472,52 | \$0,00 | \$ 0,00 | \$ 69.499.926,52 | |

Del señor Juez,

JAVIER COCK SARMIENTO

C.C. N°13.717.705 de Bucaramanga

T.P. 114.422 del Consejo Superior de la Judicatura

SEÑOR(A)
JUEZ TERCERO CIVIL MUNICIPAL DE EJECUCION DE BUCARAMANGA
E. S. M.

RAD: 68001400301720220062001

REF: PROCESO EJECUTIVO BANCO BOGOTA SA CONTRA CLARA INES ARENAS BARRAGAN

ASUNTO: LIQUIDACION DE CREDITO

JAVIER COCK SARMIENTO, identificado como aparece al pie de mi correspondiente firma, en calidad de abogado reconocido de la parte demandante, por medio del presente escrito me permito anexar en la oportunidad legal, la liquidación actualizada del crédito adeudado por el demandado

OBLIGACION No 37808756

| FECHA | CONCEPTO | DIAS | IBC % EA | IBC*1.5 % EA | USURA % EA | TASA INT % EA APLICADA | INTERESES CAUSADOS | INTERESES POR PAGAR | SALDO X PAGAR ACUMULADOS | SALDO CAPITAL | SALDO CREDITO |
|-----------|-------------------|------|-------------|-----------------|---------------|------------------------------|-----------------------|------------------------|--------------------------------|------------------|------------------|
| 30-nov-22 | Saldo inicial | | 25,78% | 38,67% | 38,67% | 38,67% | | | \$0,00 | \$47.405.454,00 | \$47.405.454,00 |
| 30-dic-22 | Intereses de mora | 30 | 27,64% | 41,46% | 41,46% | 41,46% | \$1.370.880,28 | \$1.370.880,28 | \$1.370.880,28 | \$47.405.454,00 | \$48.776.334,28 |
| 30-ene-23 | Intereses de mora | 31 | 28,84% | 43,26% | 43,26% | 43,26% | \$1.469.711,07 | \$1.469.711,07 | \$2.840.591,35 | \$47.405.454,00 | \$50.246.045,35 |
| 28-feb-23 | Intereses de mora | 29 | 30,18% | 45,27% | 45,27% | 45,27% | \$1.427.559,05 | \$1.427.559,05 | \$4.268.150,40 | \$47.405.454,00 | \$51.673.604,40 |
| 30-mar-23 | Intereses de mora | 30 | 30,84% | 46,26% | 46,26% | 46,26% | \$1.504.840,15 | \$1.504.840,15 | \$5.772.990,55 | \$47.405.454,00 | \$53.178.444,55 |
| 30-abr-23 | Intereses de mora | 31 | 47,09% | 70,64% | 70,64% | 70,64% | \$2.201.002,44 | \$2.201.002,44 | \$7.973.992,99 | \$47.405.454,00 | \$55.379.446,99 |
| 30-may-23 | Intereses de mora | 30 | 30,27% | 45,41% | 45,41% | 45,41% | \$1.481.276,80 | \$1.481.276,80 | \$9.455.269,79 | \$47.405.454,00 | \$56.860.723,79 |
| 30-jun-23 | Intereses de mora | 31 | 29,76% | 44,64% | 44,64% | 44,64% | \$1.509.522,21 | \$1.509.522,21 | \$10.964.792,00 | \$47.405.454,00 | \$58.370.246,00 |
| 30-jul-23 | Intereses de mora | 30 | 29,36% | 44,04% | 44,04% | 44,04% | \$1.443.393,23 | \$1.443.393,23 | \$12.408.185,23 | \$47.405.454,00 | \$59.813.639,23 |
| 30-ago-23 | Intereses de mora | 31 | 28,75% | 43,13% | 43,13% | 43,13% | \$1.465.797,67 | \$1.465.797,67 | \$13.873.982,91 | \$47.405.454,00 | \$61.279.436,91 |
| 30-sep-23 | Intereses de mora | 31 | 28,03% | 42,05% | 42,05% | 42,05% | \$1.434.368,38 | \$1.434.368,38 | \$15.308.351,29 | \$47.405.454,00 | \$62.713.805,29 |
| 30-oct-23 | Intereses de mora | 30 | 26,53% | 39,80% | 39,80% | 39,80% | \$1.323.436,94 | \$1.323.436,94 | \$16.631.788,23 | \$47.405.454,00 | \$64.037.242,23 |
| 30-nov-23 | Intereses de mora | 31 | 25,52% | 38,28% | 38,28% | 38,28% | \$1.323.065,39 | \$1.323.065,39 | \$17.954.853,62 | \$47.405.454,00 | \$65.360.307,62 |
| 30-dic-23 | Intereses de mora | 30 | 37,56% | 56,34% | 56,34% | 56,34% | \$1.773.498,93 | \$1.773.498,93 | \$19.728.352,55 | \$47.405.454,00 | \$67.133.806,55 |
| 30-ene-24 | Intereses de mora | 31 | 23,32% | 34,98% | 34,98% | 34,98% | \$1.223.204,45 | \$1.223.204,45 | \$20.951.557,00 | \$47.405.454,00 | \$68.357.011,00 |
| 28-feb-24 | Intereses de mora | 29 | 23,31% | 34,97% | 34,97% | 34,97% | \$1.142.915,51 | \$1.142.915,51 | \$22.094.472,52 | \$47.405.454,00 | \$69.499.926,52 |

| TOTALES | | | | | | |
|------------------|-----------------|-----------------------|--------------------------|-----------------|---------------------------------------|------------|
| CAPITAL | OTROS INTERESES | TOTAL INTERES DE MORA | TOTAL GASTOS DEL PROCESO | TOTAL DE ABONOS | SALDO A LA FECHA A FAVOR DE LA PARTE: | 0/01/1900 |
| | | | | | | DEMANDANTE |
| \$ 47.405.454,00 | \$ 0,00 | \$22.094.472,52 | \$0,00 | \$ 0,00 | \$ 69.499.926,52 | |

Del señor Juez,



JAVIER COCK SARMIENTO
C.C. N°13.717.705 de Bucaramanga
T.P. 114.422 del Consejo Superior de la Judicatura

MEMORIAL//2023-00277-00

Andrés Felipe González Badillo <agonzalezabogadohc@gmail.com>

Lun 5/02/2024 8:00 AM

Para:Oficina Ejecución Civil Municipal - Santander - Bucaramanga <ofejcmbuc@cendoj.ramajudicial.gov.co>

 1 archivos adjuntos (99 KB)

LIQUIDACIÓN DE CREDITO.pdf;

Señor:

JUZGADO TERCERO CIVIL MUNICIPAL DE EJECUCIÓN DE SENTENCIAS DE BUCARAMANGA

DEMANDANTE: GERSON HERNANDO JAIMES MORANTES

DEMANDADO: ARELIS RODRIGUEZ GUZMAN

PROCESO: EJECUTIVO SINGULAR

RADICADO: No. 2023-00277-00

Actuando como apoderado de la parte demandante, allegó memorial dentro del proceso de la referencia.

--

Cordialmente,

Andrés Felipe González Badillo.

Abogado

cel. 3145500676

Bucaramanga, Santander



ANDRÉS FELIPE GONZÁLEZ BADILLO
UNIVERSIDAD EXTERNADO DE COLOMBIA
ESPECIALISTA EN DERECHO COMERCIAL

Señor:

JUZGADO TERCERO CIVIL MUNICIPAL DE EJECUCIÓN DE SENTENCIAS DE BUCARAMANGA

DEMANDANTE: GERSON HERNANDO JAIMES MORANTES

DEMANDADO: ARELIS RODRIGUEZ GUZMAN

PROCESO: EJECUTIVO SINGULAR

RADICADO: No. 2023-00277-00

ANDRÉS FELIPE GONZÁLEZ BADILLO, ciudadano colombiano, mayor de edad, civilmente capaz, domiciliado en esta ciudad, con cédula de ciudadanía número 1.095.822.809 de Floridablanca, portador de la tarjeta profesional Número. 334316 del C. S. de la J del Consejo Superior de la Judicatura, actuando en nombre y representación de la parte demandante dentro del proceso de la referencia, por medio del presente escrito me permito allegar liquidación de crédito de la demanda principal de conformidad con el mandamiento de pago librado dentro de esta Litis y el auto de fecha 7 de diciembre de 2027.

En resumen:

Cánones de arrendamiento e intereses:

| | |
|-----------|-----------------|
| INTERESES | \$1.809.751 |
| CAPITAL | \$ 5.500.000,00 |
| TOTAL | \$7.309.751 |

Ruego se sirva correr el respectivo traslado de la presente liquidación.

De igual forma solicito que los títulos que se encuentren en su despacho sean elaborados a nombre de la suscrita, conforme a la facultad de cobrar y recibir estipulada en el poder del presente proceso

Atentamente,

ANDRÉS FELIPE GONZÁLEZ BADILLO

C.C. N° 1.095.822.809 de Floridablanca

T.P. N° 334316 del C.S. de la judicatura



ANDRÉS FELIPE GONZÁLEZ BADILLO
 UNIVERSIDAD EXTERNADO DE COLOMBIA
 ESPECIALISTA EN DERECHO COMERCIAL

| LETRA | VALOR | CAPITAL ACUMULADO | FECHA DE INICIO | FECHA DE TERMINACION | No. DIAS | INTERES ANUAL | INTERES MORA ANUAL | INTERES MORA MENSUAL | TOTAL |
|-------|-----------------|-------------------|-----------------|----------------------|----------|---------------|--------------------|----------------------|--------------------------|
| LETRA | \$ 5.500.000,00 | \$ 5.500.000,00 | 6-abr-23 | 30-abr-23 | 24 | 31,39% | 31,92% | 3,45% | \$151.871 |
| | \$ 5.500.000,00 | \$ 5.500.000,00 | 1-may-23 | 30-may-23 | 30 | 30,27% | 31,92% | 3,34% | \$335.691 |
| | \$ 5.500.000,00 | \$ 5.500.000,00 | 1-jun-23 | 30-jun-23 | 30 | 29,76% | 31,92% | 3,29% | \$516.754 |
| | \$ 5.500.000,00 | \$ 5.500.000,00 | 1-jul-23 | 30-jul-23 | 30 | 29,36% | 31,92% | 3,25% | \$695.648 |
| | \$ 5.500.000,00 | \$ 5.500.000,00 | 1-ago-23 | 30-ago-23 | 30 | 28,75% | 31,92% | 3,19% | \$871.223 |
| | \$ 5.500.000,00 | \$ 5.500.000,00 | 1-sep-23 | 30-sep-23 | 30 | 28,03% | 31,92% | 3,12% | \$1.042.862 |
| | \$ 5.500.000,00 | \$ 5.500.000,00 | 1-oct-23 | 30-oct-23 | 30 | 26,53% | 31,92% | 2,97% | \$1.206.234 |
| | \$ 5.500.000,00 | \$ 5.500.000,00 | 1-nov-23 | 30-nov-23 | 30 | 25,52% | 31,92% | 2,87% | \$1.363.988 |
| | \$ 5.500.000,00 | \$ 5.500.000,00 | 1-dic-23 | 30-dic-23 | 30 | 25,04% | 31,92% | 2,82% | \$1.519.059 |
| | \$ 5.500.000,00 | \$ 5.500.000,00 | 1-ene-24 | 30-ene-24 | 30 | 23,32% | 31,92% | 2,64% | \$1.664.433 |
| | \$ 5.500.000,00 | \$ 5.500.000,00 | 1-feb-24 | 5-feb-24 | 30 | 23,31% | 31,92% | 2,64% | \$1.809.751 |
| | | | | | | | | | INTERESES \$1.809.751 |
| | | | | | | | | | CAPITAL \$ 5.500.000,00 |
| | | | | | | | | | TOTAL \$7.309.751 |