

MARYURI BEDOYA CASTRO

Abogada

Santiago de Cali, 7 febrero del 2019

SEÑOR
JUEZ 14 DE FAMILIA DEL CIRCUITO
E.....S.....D.



10 febrero

REF. DEMANDA EJECUTIVA DE ALIMENTOS
DTE: LUCILA MELO GOMEZ, en calidad de
representante legal de JOHAN MANUEL GIRALDO
MELO
DDOS. VICTOR MANUEL GIRALDO LONDOÑO
RAD: 201800375

MARYURI BEDOYA CASTRO, identificada con la Cedula de Ciudadanía Nro. 1.130.662.033 de Cali V, Abogada titulada y en ejercicio con TP No. 299409 del C.S. de la J, actuando en calidad de apoderada judicial de la parte actora, me permito allegar al Despacho, liquidación del crédito, de conformidad con el Art. 446 del C.G.P.

Asi mismo, solicitamos una vez se apruebe la misma, se ordene el secuestro del inmueble embargado en el proceso.


JUZGADO CATORCE DE FAMILIA
CALI - VALDE
RECIBIDO
FECHA: _____
FOLIOS: 18 SEP 2019
HORA: _____
FIRMA:  109



TABLA PARA CALCULAR INTERESES DE MORA EN CUOTAS DE ALIMENTOS.

LIQUIDACIÓN DE CAPITAL E INTERESES DE MORA EN CUOTAS DE ALIMENTOS		Año	Mes	Tasa de interés mensual
Liquidado <i>HASTA</i> (Año/Mes):		2019	09	
Liquidado <i>DESDE</i> (Año/Mes):		2011	04	
Tasa de interés moratoria equivalente al interés judicial (6%efectivo anual convertido a 0,4867% Nominal mensual Art. 2232 del Código Civil):				0,49

Año	Mes	Cuota		Capital		Abono a		Interés		Abono a Intereses
		Mensual	Acumulado	En Mora	Capital	Mensual	Acumulado	Interés Mensual	Interés Acumulado	
2011	01		\$0	\$0		0,49		1,0	\$0,00	\$0,00
2011	02	\$0	\$0	\$0		0,49		1,0	\$0,00	\$0,00
2011	03	\$0	\$0	\$0		0,49		1,0	\$0,00	\$0,00



2011	04	\$160,000	\$160,000	\$160,000			0,49	1,0	\$0,00	\$0,00
2011	05	\$160,000	\$320,000	\$320,000			0,49	1,0	\$784,00	\$784,00
2011	06	\$160,000	\$480,000	\$480,000			0,49	1,0	\$1,568,00	\$2,352,00
2011	07	\$160,000	\$640,000	\$640,000			0,49	1,0	\$2,352,00	\$4,704,00
2011	08	\$160,000	\$800,000	\$800,000			0,49	1,0	\$3,136,00	\$7,840,00
2011	09	\$160,000	\$960,000	\$960,000			0,49	1,0	\$3,920,00	\$11,760,00
2011	10	\$160,000	\$1,120,000	\$1,120,000			0,49	1,0	\$4,704,00	\$16,464,00
2011	11	\$160,000	\$1,280,000	\$1,280,000			0,49	1,0	\$5,488,00	\$21,952,00
2011	12	\$160,000	\$1,440,000	\$1,440,000			0,49	1,0	\$6,272,00	\$28,224,00
2012	01	\$169,280	\$1,609,280	\$1,609,280			0,49	1,0	\$7,056,00	\$35,280,00
2012	02	\$169,280	\$1,778,560	\$1,778,560			0,49	1,0	\$7,885,47	\$43,165,47
2012	03	\$169,280	\$1,947,840	\$1,947,840			0,49	1,0	\$8,714,94	\$51,880,42
2012	04	\$169,280	\$2,117,120	\$2,117,120			0,49	1,0	\$9,544,42	\$61,424,83
2012	05	\$169,280	\$2,286,400	\$2,286,400			0,49	1,0	\$10,373,89	\$71,798,72
2012	06	\$169,280	\$2,455,680	\$2,455,680			0,49	1,0	\$11,203,36	\$83,002,08
2012	07	\$169,280	\$2,624,960	\$2,624,960			0,49	1,0	\$12,032,83	\$95,034,91




2012	08	\$169.280	\$2.794.240	\$2.794.240		0,49	1,0	\$12.862,30	\$107.897,22
2012	09	\$169.280	\$2.963.520	\$2.963.520		0,49	1,0	\$13.691,78	\$121.588,99
2012	10	\$169.280	\$3.132.800	\$3.132.800		0,49	1,0	\$14.521,25	\$136.110,24
2012	11	\$169.280	\$3.302.080	\$3.302.080		0,49	1,0	\$15.350,72	\$151.460,96
2012	12	\$169.280	\$3.471.360	\$3.471.360		0,49	1,0	\$16.180,19	\$167.641,15
2013	01	\$176.085	\$3.647.445	\$3.647.445		0,49	1,0	\$17.009,66	\$184.650,82
2013	02	\$176.085	\$3.823.530	\$3.823.530		0,49	1,0	\$17.872,48	\$202.523,30
2013	03	\$176.085	\$3.999.615	\$3.999.615		0,49	1,0	\$18.735,30	\$221.258,59
2013	04	\$176.085	\$4.175.700	\$4.175.700		0,49	1,0	\$19.598,11	\$240.856,71
2013	05	\$176.085	\$4.351.785	\$4.351.785		0,49	1,0	\$20.460,93	\$261.317,64
2013	06	\$176.085	\$4.527.870	\$4.527.870		0,49	1,0	\$21.323,75	\$282.641,38
2013	07	\$176.085	\$4.703.955	\$4.703.955		0,49	1,0	\$22.186,56	\$304.827,95
2013	08	\$176.085	\$4.880.040	\$4.880.040		0,49	1,0	\$23.049,38	\$327.877,33
2013	09	\$176.085	\$5.056.125	\$5.056.125		0,49	1,0	\$23.912,20	\$351.89,52
2013	10	\$176.085	\$5.232.210	\$5.232.210		0,49	1,0	\$24.775,01	\$376.64,53
2013	11	\$176.085	\$5.408.295	\$5.408.295		0,49	1,0	\$25.637,83	\$402,36


2013	12	\$176.085	\$5.584.380	\$5.584.380		0,49	1,0	\$26.500,65	\$428.703,01
2014	01	\$184.008	\$5.768.388	\$5.768.388		0,49	1,0	\$27.363,46	\$456.066,47
2014	02	\$184.008	\$5.952.396	\$5.952.396		0,49	1,0	\$28.265,10	\$484.331,57
2014	03	\$184.008	\$6.136.404	\$6.136.404		0,49	1,0	\$29.166,74	\$513.498,31
2014	04	\$184.008	\$6.320.412	\$6.320.412		0,49	1,0	\$30.068,38	\$543.566,69
2014	05	\$184.008	\$6.504.420	\$6.504.420		0,49	1,0	\$30.970,02	\$574.536,71
2014	06	\$184.008	\$6.688.428	\$6.688.428		0,49	1,0	\$31.871,66	\$606.408,37
2014	07	\$184.008	\$6.872.436	\$6.872.436		0,49	1,0	\$32.773,30	\$639.181,67
2014	08	\$184.008	\$7.056.444	\$7.056.444		0,49	1,0	\$33.674,94	\$672.856,60
2014	09	\$184.008	\$7.240.452	\$7.240.452		0,49	1,0	\$34.576,58	\$707.433,18
2014	10	\$184.008	\$7.424.460	\$7.424.460		0,49	1,0	\$35.478,21	\$742.911,39
2014	11	\$184.008	\$7.608.468	\$7.608.468		0,49	1,0	\$36.379,85	\$779.291,25
2014	12	\$184.008	\$7.792.476	\$7.792.476		0,49	1,0	\$37.281,49	\$816.572,74
2015	01	\$192.472	\$7.984.948	\$7.984.948		0,49	1,0	\$38.183,13	\$854.55,87
2015	02	\$192.472	\$8.177.420	\$8.177.420		0,49	1,0	\$39.126,25	\$892,12
2015	03	\$192.472	\$8.369.892	\$8.369.892		0,49	1,0	\$40.069,36	\$51,48




2015	04	\$192.472	\$8.562.364	\$8.562.364		0,49	1,0	\$41.012,47	\$974.963,95
2015	05	\$192.472	\$8.754.836	\$8.754.836		0,49	1,0	\$41.955,58	\$1.016.919,53
2015	06	\$192.472	\$8.947.308	\$8.947.308		0,49	1,0	\$42.898,70	\$1.059.818,23
2015	07	\$192.472	\$9.139.780	\$9.139.780		0,49	1,0	\$43.841,81	\$1.103.660,04
2015	08	\$192.472	\$9.332.252	\$9.332.252		0,49	1,0	\$44.784,92	\$1.148.444,96
2015	09	\$192.472	\$9.524.724	\$9.524.724		0,49	1,0	\$45.728,03	\$1.194.172,99
2015	10	\$192.472	\$9.717.196	\$9.717.196		0,49	1,0	\$46.671,15	\$1.240.844,14
2015	11	\$192.472	\$9.909.668	\$9.909.668		0,49	1,0	\$47.614,26	\$1.288.458,40
2015	12	\$192.472	\$10.102.140	\$10.102.140		0,49	1,0	\$48.557,37	\$1.337.015,77
2016	01	\$205.945	\$10.308.085	\$10.308.085		0,49	1,0	\$49.500,49	\$1.386.516,26
2016	02	\$205.945	\$10.514.030	\$10.514.030		0,49	1,0	\$50.509,62	\$1.437.025,88
2016	03	\$205.945	\$10.719.975	\$10.719.975		0,49	1,0	\$51.518,75	\$1.488.544,62
2016	04	\$205.945	\$10.925.920	\$10.925.920		0,49	1,0	\$52.527,88	\$1.541.072,50
2016	05	\$205.945	\$11.131.865	\$11.131.865		0,49	1,0	\$53.537,01	\$1.591.609,51
2016	06	\$205.945	\$11.337.810	\$11.337.810		0,49	1,0	\$54.546,14	\$1.643.155,65
2016	07	\$205.945	\$11.543.755	\$11.543.755		0,49	1,0	\$55.555,27	\$1.695.710,92



2016	08	\$205,945	\$11,749,700	\$11,749,700	0,49	1,0	\$56,564,40	\$1,761,275,32
2016	09	\$205,945	\$11,955,645	\$11,955,645	0,49	1,0	\$57,573,53	\$1,818,848,85
2016	10	\$205,945	\$12,161,590	\$12,161,590	0,49	1,0	\$58,582,66	\$1,877,431,51
2016	11	\$205,945	\$12,367,535	\$12,367,535	0,49	1,0	\$59,591,79	\$1,937,023,30
2016	12	\$205,945	\$12,573,480	\$12,573,480	0,49	1,0	\$60,600,92	\$1,997,624,22
2017	01	\$220,361	\$12,793,841	\$12,793,841	0,49	1,0	\$61,610,05	\$2,059,234,27
2017	02	\$220,361	\$13,014,202	\$13,014,202	0,49	1,0	\$62,689,82	\$2,121,924,09
2017	03	\$220,361	\$13,234,563	\$13,234,563	0,49	1,0	\$63,769,59	\$2,185,693,68
2017	04	\$220,361	\$13,454,924	\$13,454,924	0,49	1,0	\$64,849,36	\$2,250,543,04
2017	05	\$220,361	\$13,675,285	\$13,675,285	0,49	1,0	\$65,929,13	\$2,316,472,17
2017	06	\$220,361	\$13,895,646	\$13,895,646	0,49	1,0	\$67,008,90	\$2,383,481,06
2017	07	\$220,361	\$14,116,007	\$14,116,007	0,49	1,0	\$68,088,67	\$2,451,569,73
2017	08	\$220,361	\$14,336,368	\$14,336,368	0,49	1,0	\$69,168,43	\$2,520,738,16
2017	09	\$220,361	\$14,556,729	\$14,556,729	0,49	1,0	\$70,248,20	\$2,599,986,37
2017	10	\$220,361	\$14,777,090	\$14,777,090	0,49	1,0	\$71,327,97	\$2,671,314,34
2017	11	\$220,361	\$14,997,451	\$14,997,451	0,49	1,0	\$72,407,74	\$2,743,722,08



2017	12	\$220.361	\$15.217.812	\$15.217.812	0,49	1,0	\$73.487,51	\$2.808.209,59
2018	01	\$233.362	\$15.451.174	\$15.451.174	0,49	1,0	\$74.567,28	\$2.882.776,87
2018	02	\$233.362	\$15.684.536	\$15.684.536	0,49	1,0	\$75.710,75	\$2.958.487,62
2018	03	\$233.362	\$15.917.898	\$15.917.898	0,49	1,0	\$76.854,23	\$3.035.341,85
2018	04	\$233.362	\$16.151.260	\$16.151.260	0,49	1,0	\$77.997,70	\$3.113.339,55
2018	05	\$233.362	\$16.384.622	\$16.384.622	0,49	1,0	\$79.141,17	\$3.192.480,72
2018	06	\$233.362	\$16.617.984	\$16.617.984	0,49	1,0	\$80.284,65	\$3.272.765,37
2018	07	\$233.362	\$16.851.346	\$16.851.346	0,49	1,0	\$81.428,12	\$3.354.193,49
2018	08	\$233.362	\$17.084.708	\$17.084.708	0,49	1,0	\$82.571,60	\$3.436.765,09
2018	09	\$233.362	\$17.318.070	\$17.318.070	0,49	1,0	\$83.715,07	\$3.520.480,16
2018	10	\$233.362	\$17.551.432	\$17.551.432	0,49	1,0	\$84.858,54	\$3.605.338,70
2018	11	\$233.362	\$17.784.794	\$17.784.794	0,49	1,0	\$86.002,02	\$3.691.340,72
2018	12	\$233.362	\$18.018.156	\$18.018.156	0,49	1,0	\$87.145,49	\$3.778.486,21
2019	01	\$247.000	\$18.265.156	\$18.265.156	0,49	1,0	\$88.288,96	\$3.866.775,17
2019	02	\$247.000	\$18.512.156	\$18.512.156	0,49	1,0	\$89.499,26	\$3.956.274,44
2019	03	\$247.000	\$18.759.156	\$18.759.156	0,49	1,0	\$90.709,56	\$4.047.984,00



2019	04	\$247.000	\$19.006.156	\$19.006.156	0,49	1,0	\$91.919,86	\$4.138.903,86
2019	05	\$247.000	\$19.253.156	\$19.253.156	0,49	1,0	\$93.130,16	\$4.232.034,03
2019	06	\$247.000	\$19.500.156	\$19.500.156	0,49	1,0	\$94.340,46	\$4.326.374,49
2019	07	\$247.000	\$19.747.156	\$19.747.156	0,49	1,0	\$95.550,76	\$4.421.925,26
2019	08	\$247.000	\$19.994.156	\$19.994.156	0,49	1,0	\$96.761,06	\$4.518.686,32
2019	09	\$247.000	\$20.241.156	\$20.241.156	0,49	1,0	\$97.971,36	\$4.616.657,69

Total intereses
\$4.616.657,69


Total Capital
\$20.241.156,00

SUBTOTAL \$ 24.857.813,69

ABONOS \$343.162

RECIBIDOS

Saldo total de la obligación
\$24.514.651,69



Atentamente,



DRA.MARYURI BEDOYA CASTRO.
C.C. No. 1.130.662.033 de Cali V
T. P No. 299409 del C.S de J

CALLE 6 A # 13-73 B/ SAN BOSCO DE CALI VALLE

CEL: 3166273307

EMAIL: maryuri.bedoyac@gmail.com

