

REPUBLICA DE COLOMBIA
RAMA JUDICIAL DEL PODER PUBLICO
**JUZGADO SEGUNDO CIVIL DEL CIRCUITO
RIONEGRO (ANT)**
REPORTE DE TRASLADOS



Rama Judicial
Consejo Superior de la Judicatura
República de Colombia

TRASLADO No. 053

Fecha del Traslado: 22/09/2023

Página 1

Nro Expediente	Clase de Proceso	Demandante	Demandado	Observacion de Actuación	Fecha Auto	FECHA INICIAL	FECHA FINAL
05615310300220080020000	Ejecutivo Singular	BANCO CORPBANCA SA.	ANGELA MARIA VALENCIA RESTREPO	Traslado Art. 110 C.G.P. De conformidad con el Art. 446 del C.G.P., se corre traslado de la liquidación del crédito presentada. El documento se puede mirar y descargar en el sitio web https://www.ramajudicial.gov.co/web/centro-de-servicios-administrativos-de-rionegro/57 . Se requiere además para que cualquier escrito dirigido a este juzgado se remita únicamente a través del correo csarionegro@cendoj.ramajudicial.gov.co	21/09/2023	22/09/2023	26/09/2023
05615310300220210032400	Ejecutivo Singular	BBVA COLOMBIA S.A.	GOMOSOS Y HOBBIES LTDA	Traslado Art. 110 C.G.P. De conformidad con el Art. 446 del C.G.P., se corre traslado de la liquidación del crédito presentada. El documento se puede mirar y descargar en el sitio web https://www.ramajudicial.gov.co/web/centro-de-servicios-administrativos-de-rionegro/57 . Se requiere además para que cualquier escrito dirigido a este juzgado se remita únicamente a través del correo csarionegro@cendoj.ramajudicial.gov.co	21/09/2023	21/09/2023	25/09/2023

DE CONFORMIDAD CON LO PREVISTO EN EL ART. 110 DEL CÓDIGO GENERAL DEL PROCESO, SE FIJA EL PRESENTE TRASLADO EN LUGAR PUBLICO DE LA SECRETARIA
HOY 22/09/2023 A LA HORA DE LAS 8 A.M .

OSCAR EDUARDO DE DIEGOS CASTRO . AD-HOC
SECRETARIO (A)

RADICADO 2008-00200 - ACTUALIZACION LIQUIDACION DEL CREDITO

jlppjudicial@creditex.com.co <jlppjudicial@creditex.com.co>

Mar 12/09/2023 14:04

Para:Oficina Reparto Centro Servicios Judiciales - Antioquia - Rionegro
<csarionegro@cendoj.ramajudicial.gov.co> 1 archivos adjuntos (128 KB)

ACTUALIZACION LIQUIDACION DEL CRÉDITO-ANGELA MARIA VALENCIA RESTREPO.pdf;

Buenas tardes,

Proceso: Ejecutivo**Demandante:** Banco Itaú Corpbanca Colombia SA**Demandado:** Angela María Valencia Restrepo

Respetada Dependencia Judicial,

Adjunto les remito la actualización de la liquidación del crédito para su respectivo trámite, para lo cual le informo que la parte demandante no posee el correo electrónico de la demandada. (2 Folios)

Atentamente,

José Luis Pimienta Pérez

C.C. 8.307.552 de Medellín

T.P. 21.740 del C. S. de la J.

Carrera 43A # 1A sur 267, oficina 202

Ed. Torre La Vega, Avenida el Poblado, Medellín

Tel: 444 22 56

jlppjudicial@creditex.com.co

AVISO LEGAL: Este mensaje y sus anexos pueden contener información confidencial o legalmente protegida y no puede ser utilizada ni divulgada por personas diferentes a su destinatario. Si por error, recibe este mensaje, por favor avise inmediatamente a su remitente y destruya toda copia que tenga del mismo. Cualquier uso, divulgación, copia, distribución, impresión o acto derivado del conocimiento total o parcial de este mensaje sin autorización de Creditex SAS. será sancionado de acuerdo con las normas legales vigentes. De otra parte, al destinatario se le considera custodio de la información contenida y debe velar por su confidencialidad, integridad y privacidad.

(FMS)

SEÑOR
JUEZ SEGUNDO CIVIL CIRCUITO DE RIONEGRO

Proceso: Ejecutivo
Demandante: Banco Corpbanca Colombia
Demandado: Angela Maria Valencia Restrepo
Radicado: 2008-0200
Asunto: Actualización liquidación del Crédito

En mi carácter de apoderado especial de la parte demandante dentro del proceso de la referencia, con fundamento en lo establecido en el numeral 4 del artículo 446 del Código General del Proceso, me permito presentar la actualización de la liquidación del crédito demandado dentro de esta ejecución, teniendo como base la liquidación del crédito aprobada por el Despacho.

Actualización liquidación del Crédito al día
12 de septiembre de 2023

Vigencia		Bancario Cte.	Máxima Mensual	Tasa	Vr. Obligación	Capital Obligación	LIQUIDACIÓN DEL CRÉDITO		
Desde	Hasta	Efec. Anual	Autorizada	Aplicable			Capital liquidable	Días	Intereses
6-ene-21	31-ene-21		1,5		43.697.181,00	43.697.181,00	43.697.181,00		0,00
6-ene-21	31-ene-21	17,32%	1,94%	1,943%			43.697.181,00	25	707.620,54
1-feb-21	28-feb-21	17,32%	1,94%	1,943%			43.697.181,00	30	849.144,65
1-mar-21	31-mar-21	17,32%	1,94%	1,943%			43.697.181,00	30	849.144,65
1-abr-21	30-abr-21	17,32%	1,94%	1,943%			43.697.181,00	30	849.144,65
1-may-21	31-may-21	17,32%	1,94%	1,943%			43.697.181,00	30	849.144,65
1-jun-21	30-jun-21	17,32%	1,94%	1,943%			43.697.181,00	30	849.144,65
1-jul-21	31-jul-21	17,32%	1,94%	1,943%			43.697.181,00	30	849.144,65
1-ago-21	31-ago-21	17,32%	1,94%	1,943%			43.697.181,00	30	849.144,65
1-sep-21	30-sep-21	17,32%	1,94%	1,943%			43.697.181,00	30	849.144,65
1-oct-21	31-oct-21	17,32%	1,94%	1,943%			43.697.181,00	30	849.144,65
1-nov-21	30-nov-21	17,32%	1,94%	1,943%			43.697.181,00	30	849.144,65
1-dic-21	31-dic-21	17,32%	1,94%	1,943%			43.697.181,00	30	849.144,65
1-ene-22	31-ene-22	17,32%	1,94%	1,943%			43.697.181,00	30	849.144,65
1-feb-22	28-feb-22	17,32%	1,94%	1,943%			43.697.181,00	30	849.144,65
1-mar-22	31-mar-22	17,32%	1,94%	1,943%			43.697.181,00	30	849.144,65
1-abr-22	30-abr-22	17,32%	1,94%	1,943%			43.697.181,00	30	849.144,65
1-may-22	31-may-22	17,32%	1,94%	1,943%			43.697.181,00	30	849.144,65
1-jun-22	30-jun-22	17,32%	1,94%	1,943%			43.697.181,00	30	849.144,65
1-jul-22	31-jul-22	17,32%	1,94%	1,943%			43.697.181,00	30	849.144,65
1-ago-22	31-ago-22	17,32%	1,94%	1,943%			43.697.181,00	30	849.144,65
1-sep-22	30-sep-22	17,32%	1,94%	1,943%			43.697.181,00	30	849.144,65
1-oct-22	31-oct-22	17,32%	1,94%	1,943%			43.697.181,00	30	849.144,65
1-nov-22	30-nov-22	17,32%	1,94%	1,943%			43.697.181,00	30	849.144,65
1-dic-22	31-dic-22	17,32%	1,94%	1,943%			43.697.181,00	30	849.144,65
1-ene-23	31-ene-23	17,32%	1,94%	1,943%			43.697.181,00	30	849.144,65
1-feb-23	28-feb-23	17,32%	1,94%	1,943%			43.697.181,00	30	849.144,65
1-mar-23	31-mar-23	17,32%	1,94%	1,943%			43.697.181,00	30	849.144,65
1-abr-23	30-abr-23	17,32%	1,94%	1,943%			43.697.181,00	30	849.144,65
1-may-23	31-may-23	17,32%	1,94%	1,943%			43.697.181,00	30	849.144,65
1-jun-23	30-jun-23	17,32%	1,94%	1,943%			43.697.181,00	30	849.144,65
1-jul-23	31-jul-23	17,32%	1,94%	1,943%			43.697.181,00	30	849.144,65
1-ago-23	31-ago-23	17,32%	1,94%	1,943%			43.697.181,00	30	849.144,65
1-sep-23	12-sep-23	17,32%	1,94%	1,943%			43.697.181,00	12	339.657,86
TOTALES					43.697.181,00	0,00	43.697.181,00		27.370.762,56

RESUMEN

LIQUIDACIÓN EN FIRMA AL DÍA 05/01/2021	186.412.052,93
INTERESES MORA LIQUIDADOS SOBRE EL CAPITAL DEL DÍA 06/01/2021 AL DÍA 12/09/2023	27.370.762,56
TOTAL LIQUIDACIÓN ACTUALIZADA	\$213.782.815,49

Sírvase ordenar su traslado y en caso de no ser objetada, impartirle aprobación tal como se dispone en los numerales 2° y 3° del Art. 446 del mismo estatuto procedimental.

Así mismo me permito manifestar al Despacho, que a la fecha la entidad que represento, no ha tenido conocimiento de la existencia de bienes en cabeza de la parte demandada que sean susceptibles de embargo, pero continua haciendo gestiones tendientes a obtener la efectividad de la sentencia, ya que en ningún momento ha considerado el desistimiento o renuncia a los derechos consagrados en dicho fallo. Téngase en cuenta esta manifestación para todos los efectos legales.

Del señor Juez, Atentamente,

JOSÉ LUIS PIMIENTA PEREZ
C.C. 8.307.552 de Medellín
T.P. 21.740 del C. S. de la J.
jlppjudicial@creditex.com.co
Teléfono 4442256

FMS/CAJA 8


Memorial aportando liquidación con requerimientos 2021-00324

Marcela Duque <mduque@litigiovirtual.com>

Mar 19/09/2023 15:32

Para:Oficina Reparto Centro Servicios Judiciales - Antioquia - Rionegro <csarionegro@cendoj.ramajudicial.gov.co>

CC:henrygiraldo75@yahoo.com <henrygiraldo75@yahoo.com>;biviana.admon@gmail.com <biviana.admon@gmail.com>

 1 archivos adjuntos (1 MB)

Memorial aportando liquidación con requerimientos 2021-00324_compressed.pdf;

Señor:

JUEZ 2 CIVIL DEL CIRCUITO

Rionegro – Antioquia

RADICADO: 2021-00324

DEMANDANTE: BANCO BBVA COLOMBIA S.A

DEMANDADO: GOMOSOS Y HOBBIES LTDA

Marcela Duque Bedoya

Abogada Litigio Virtual - Judiciales

Abogados Externos Banco BBVA

TV 39 # 71 – 100 Oficina 101 – Laureles – Medellín – 448 31 92 Ext.111

Celular: 3008517695

mduque@litigiovirtual.com

El contenido de este documento y/o sus anexos son para uso exclusivo de su destinatario intencional y puede contener Información legalmente protegida por ser privilegiada o confidencial. Si usted no es favor Infórmenos de inmediato y elimine el documento y sus anexos. Igualmente el uso indebido, revisión no autorizada, retención, distribución, divulgación, reenvío, copia, impresión o reproducción de este prohibido y sancionado legalmente. Agradecemos su atención. Litigiovirtual.com ®

Marcela Duque Bedoya
Abogada

✉ mduque@litigiovirtual.com 📞 300 851 7695



Litigio Virtual
Judiciales

Abogados **BBVA**

Señor:
JUEZ 2 CIVIL DEL CIRCUITO
Rionegro - Antioquia

RADICADO: 2021-00324
DEMANDANTE: BANCO BBVA COLOMBIA S.A
DEMANDADO: GOMOSOS Y HOBBIES LTDA

MARCELA DUQUE BEDOYA, actuando como apoderada de la parte demandante del proceso en referencia, me permito aportar:

- ✓ Liquidación del crédito debidamente actualizada.

Atentamente,

MARCELA DUQUE BEDOYA
c.c 1.036.680.353
T.P 340.977 del C.S de la J.



CAPITAL \$1.719.373,00

INT.DE PLAZO O SANC. 20% \$0,00

Tasa anual pactada o pedida en la demanda →

maxima legal
0,00%

Tasa mensual pactada o pedida en la demanda →

TASA EF. ANUAL		VIGENCIA		INT.MORATORIO		LIMITE USURA		T. PACTADA ó PEDIDA		TASA	LIQ. CREDITO	VALOR INTERESES	ABONOS	SALDO INTERESES	SALDO ADEUDADO
B/RIO.CTE	RED. OR.	DESDE	HASTA	EF.ANUAL	NOM.MEN	EF.ANUAL	NOM. MEN	EF. ANUAL	NOM.MEN	APLICADA					
21,15%	0,00%	29-oct-17	31-oct-17	31,73%	2,3228%	31,73%	2,3228%	31,73%	2,3228%	2,3228%	2	1.719.373,00		2.662,49	1.722.035,49
20,96%	0,00%	1-nov-17	30-nov-17	31,44%	2,3043%	31,44%	2,3043%	31,44%	2,3043%	2,3043%	30	1.719.373,00		42.282,30	1.761.655,30
20,77%	0,00%	1-dic-17	31-dic-17	31,16%	2,2858%	31,16%	2,2858%	31,16%	2,2858%	2,2858%	30	1.719.373,00		81.583,97	1.800.956,97
20,69%	0,00%	1-ene-18	31-ene-18	31,04%	2,2780%	31,04%	2,2780%	31,04%	2,2780%	2,2780%	30	1.719.373,00		120.751,48	1.840.124,48
21,01%	0,00%	1-feb-18	28-feb-18	31,52%	2,3092%	31,52%	2,3092%	31,52%	2,3092%	2,3092%	30	1.719.373,00		160.454,91	1.879.827,91
20,68%	0,00%	1-mar-18	31-mar-18	31,02%	2,2770%	31,02%	2,2770%	31,02%	2,2770%	2,2770%	30	1.719.373,00		199.605,65	1.918.978,65
20,48%	0,00%	1-abr-18	30-abr-18	30,72%	2,2575%	30,72%	2,2575%	30,72%	2,2575%	2,2575%	30	1.719.373,00		238.420,49	1.957.793,49
20,44%	0,00%	1-may-18	31-may-18	30,66%	2,2536%	30,66%	2,2536%	30,66%	2,2536%	2,2536%	30	1.719.373,00		277.168,07	1.996.541,07
20,28%	0,00%	1-jun-18	30-jun-18	30,42%	2,2379%	30,42%	2,2379%	30,42%	2,2379%	2,2379%	30	1.719.373,00		315.646,31	2.035.019,31
20,03%	0,00%	1-jul-18	31-jul-18	30,05%	2,2134%	30,05%	2,2134%	30,05%	2,2134%	2,2134%	30	1.719.373,00		353.702,79	2.073.075,79
19,94%	0,00%	1-ago-18	31-ago-18	29,91%	2,2045%	29,91%	2,2045%	29,91%	2,2045%	2,2045%	30	1.719.373,00		391.607,17	2.110.980,17
19,81%	0,00%	1-sep-18	30-sep-18	29,72%	2,1918%	29,72%	2,1918%	29,72%	2,1918%	2,1918%	30	1.719.373,00		429.291,58	2.148.664,58
19,63%	0,00%	1-oct-18	31-oct-18	29,45%	2,1740%	29,45%	2,1740%	29,45%	2,1740%	2,1740%	30	1.719.373,00		466.670,93	2.186.043,93
19,49%	0,00%	1-nov-18	30-nov-18	29,24%	2,1602%	29,24%	2,1602%	29,24%	2,1602%	2,1602%	30	1.719.373,00		503.812,60	2.223.185,60
19,40%	0,00%	1-dic-18	31-dic-18	29,10%	2,1513%	29,10%	2,1513%	29,10%	2,1513%	2,1513%	30	1.719.373,00		540.801,29	2.260.174,29
19,16%	0,00%	1-ene-19	31-ene-19	28,74%	2,1275%	28,74%	2,1275%	28,74%	2,1275%	2,1275%	30	1.719.373,00		577.381,32	2.296.754,32
19,70%	0,00%	1-feb-19	28-feb-19	29,55%	2,1809%	29,55%	2,1809%	29,55%	2,1809%	2,1809%	30	1.719.373,00		614.879,37	2.334.252,37
19,37%	0,00%	1-mar-19	31-mar-19	29,06%	2,1483%	29,06%	2,1483%	29,06%	2,1483%	2,1483%	30	1.719.373,00		651.817,04	2.371.190,04
19,32%	0,00%	1-abr-19	30-abr-19	28,98%	2,1434%	28,98%	2,1434%	28,98%	2,1434%	2,1434%	30	1.719.373,00		688.669,62	2.408.042,62
19,34%	0,00%	1-may-19	31-may-19	29,01%	2,1454%	29,01%	2,1454%	29,01%	2,1454%	2,1454%	30	1.719.373,00		725.556,25	2.444.929,25
19,30%	0,00%	1-jun-19	30-jun-19	28,95%	2,1414%	28,95%	2,1414%	28,95%	2,1414%	2,1414%	30	1.719.373,00		762.374,79	2.481.747,79
19,28%	0,00%	1-jul-19	31-jul-19	28,92%	2,1394%	28,92%	2,1394%	28,92%	2,1394%	2,1394%	30	1.719.373,00		799.159,28	2.518.532,28
19,28%	0,00%	1-ago-19	31-ago-19	28,92%	2,1394%	28,92%	2,1394%	28,92%	2,1394%	2,1394%	30	1.719.373,00		835.943,77	2.555.316,77
19,32%	0,00%	1-sep-19	30-sep-19	28,98%	2,1434%	28,98%	2,1434%	28,98%	2,1434%	2,1434%	30	1.719.373,00		872.796,36	2.592.169,36
19,10%	0,00%	1-oct-19	31-oct-19	28,65%	2,1216%	28,65%	2,1216%	28,65%	2,1216%	2,1216%	30	1.719.373,00		909.274,06	2.628.647,06
19,03%	0,00%	1-nov-19	30-nov-19	28,55%	2,1146%	28,55%	2,1146%	28,55%	2,1146%	2,1146%	30	1.719.373,00		945.632,29	2.665.005,29
18,91%	0,00%	1-dic-19	31-dic-19	28,37%	2,1027%	28,37%	2,1027%	28,37%	2,1027%	2,1027%	30	1.719.373,00		981.785,52	2.701.158,52
18,77%	0,00%	1-ene-20	31-ene-20	28,16%	2,0888%	28,16%	2,0888%	28,16%	2,0888%	2,0888%	30	1.719.373,00		1.017.699,23	2.737.072,23
19,06%	0,00%	1-feb-20	29-feb-20	28,59%	2,1176%	28,59%	2,1176%	28,59%	2,1176%	2,1176%	30	1.719.373,00		1.054.108,68	2.773.481,68
18,95%	0,00%	1-mar-20	31-mar-20	28,43%	2,1067%	28,43%	2,1067%	28,43%	2,1067%	2,1067%	30	1.719.373,00		1.090.330,27	2.809.703,27
18,69%	0,00%	1-abr-20	30-abr-20	28,04%	2,0808%	28,04%	2,0808%	28,04%	2,0808%	2,0808%	30	1.719.373,00		1.126.106,95	2.845.479,95
18,19%	0,00%	1-may-20	31-may-20	27,29%	2,0308%	27,29%	2,0308%	27,29%	2,0308%	2,0308%	30	1.719.373,00		1.161.024,56	2.880.397,56
18,12%	0,00%	1-jun-20	30-jun-20	27,18%	2,0238%	27,18%	2,0238%	27,18%	2,0238%	2,0238%	30	1.719.373,00		1.195.821,53	2.915.194,53
18,12%	0,00%	1-jul-20	31-jul-20	27,18%	2,0238%	27,18%	2,0238%	27,18%	2,0238%	2,0238%	30	1.719.373,00		1.230.618,49	2.949.991,49
18,29%	0,00%	1-ago-20	31-ago-20	27,44%	2,0408%	27,44%	2,0408%	27,44%	2,0408%	2,0408%	30	1.719.373,00		1.265.708,29	2.985.081,29
18,35%	0,00%	1-sep-20	30-sep-20	27,53%	2,0469%	27,53%	2,0469%	27,53%	2,0469%	2,0469%	30	1.719.373,00		1.300.901,30	3.020.274,30
18,09%	0,00%	1-oct-20	31-oct-20	27,14%	2,0208%	27,14%	2,0208%	27,14%	2,0208%	2,0208%	30	1.719.373,00		1.335.646,54	3.055.019,54
17,84%	0,00%	1-nov-20	30-nov-20	26,76%	1,9957%	26,76%	1,9957%	26,76%	1,9957%	1,9957%	30	1.719.373,00		1.369.960,02	3.089.333,02
17,46%	0,00%	1-dic-20	31-dic-20	26,19%	1,9574%	26,19%	1,9574%	26,19%	1,9574%	1,9574%	30	1.719.373,00		1.403.615,00	3.122.988,00
17,32%	0,00%	1-ene-21	31-ene-21	25,98%	1,9432%	25,98%	1,9432%	25,98%	1,9432%	1,9432%	30	1.719.373,00		1.437.026,69	3.156.399,69
17,54%	0,00%	1-feb-21	28-feb-21	26,31%	1,9655%	26,31%	1,9655%	26,31%	1,9655%	1,9655%	30	1.719.373,00		1.470.820,52	3.190.193,52
17,41%	0,00%	1-mar-21	31-mar-21	26,12%	1,9523%	26,12%	1,9523%	26,12%	1,9523%	1,9523%	30	1.719.373,00		1.504.388,65	3.223.761,65
17,31%	0,00%	1-abr-21	30-abr-21	25,97%	1,9422%	25,97%	1,9422%	25,97%	1,9422%	1,9422%	30	1.719.373,00		1.537.782,95	3.257.155,95
17,22%	0,00%	1-may-21	31-may-21	25,83%	1,9331%	25,83%	1,9331%	25,83%	1,9331%	1,9331%	30	1.719.373,00		1.571.020,62	3.290.393,62
17,21%	0,00%	1-jun-21	30-jun-21	25,82%	1,9321%	25,82%	1,9321%	25,82%	1,9321%	1,9321%	30	1.719.373,00		1.604.240,88	3.323.613,88
17,18%	0,00%	1-jul-21	31-jul-21	25,77%	1,9291%	25,77%	1,9291%	25,77%	1,9291%	1,9291%	30	1.719.373,00		1.637.408,90	3.356.781,90
17,24%	0,00%	1-ago-21	31-ago-21	25,86%	1,9352%	25,86%	1,9352%	25,86%	1,9352%	1,9352%	30	1.719.373,00		1.670.681,39	3.390.054,39
17,19%	0,00%	1-sep-21	30-sep-21	25,79%	1,9301%	25,79%	1,9301%	25,79%	1,9301%	1,9301%	30	1.719.373,00		1.703.866,82	3.423.239,82
17,08%	0,00%	1-oct-21	31-oct-21	25,62%	1,9189%	25,62%	1,9189%	25,62%	1,9189%	1,9189%	30	1.719.373,00		1.736.860,56	3.456.233,56
17,27%	0,00%	1-nov-21	30-nov-21	25,91%	1,9382%	25,91%	1,9382%	25,91%	1,9382%	1,9382%	30	1.719.373,00		1.770.185,26	3.489.558,26
17,46%	0,00%	1-dic-21	31-dic-21	26,19%	1,9574%	26,19%	1,9574%	26,19%	1,9574%	1,9574%	30	1.719.373,00		1.803.840,24	3.523.213,24
17,66%	0,00%	1-ene-22	31-ene-22	26,49%	1,9776%	26,49%	1,9776%	26,49%	1,9776%	1,9776%	30	1.719.373,00		1.837.842,14	3.557.215,14
18,30%	0,00%	1-feb-22	28-feb-22	27,45%	2,0418%	27,45%	2,0418%	27,45%	2,0418%	2,0418%	30	1.719.373,00		1.872.949,15	3.592.322,15

18,47%	0,00%	1-mar-22	31-mar-22	27,71%	2,0588%	27,71%	2,0588%	27,71%	2,0588%	2,0588%	30	1.719.373,00	35.399,26	1.908.348,41	3.627.721,41	
19,05%	0,00%	1-abr-22	30-abr-22	28,58%	2,1166%	28,58%	2,1166%	28,58%	2,1166%	2,1166%	30	1.719.373,00	36.392,38	1.944.740,78	3.664.113,78	
19,71%	0,00%	1-may-22	31-may-22	29,57%	2,1819%	29,57%	2,1819%	29,57%	2,1819%	2,1819%	30	1.719.373,00	37.515,00	1.982.255,79	3.701.628,79	
20,40%	0,00%	1-jun-22	30-jun-22	30,60%	2,2497%	30,60%	2,2497%	30,60%	2,2497%	2,2497%	30	1.719.373,00	38.680,28	2.020.936,07	3.740.309,07	
21,28%	0,00%	1-jul-22	31-jul-22	31,92%	2,3354%	31,92%	2,3354%	31,92%	2,3354%	2,3354%	30	1.719.373,00	40.154,22	2.061.090,29	3.780.463,29	
22,21%	0,00%	1-ago-22	31-ago-22	33,32%	2,4251%	33,32%	2,4251%	33,32%	2,4251%	2,4251%	30	1.719.373,00	41.697,28	2.102.787,57	3.822.160,57	
23,50%	0,00%	1-sep-22	30-sep-22	35,25%	2,5482%	35,25%	2,5482%	35,25%	2,5482%	2,5482%	30	1.719.373,00	43.813,32	2.146.600,89	3.865.973,89	
24,61%	0,00%	1-oct-22	31-oct-22	36,92%	2,6528%	36,92%	2,6528%	36,92%	2,6528%	2,6528%	30	1.719.373,00	45.612,01	2.192.212,91	3.911.585,91	
25,78%	0,00%	1-nov-22	30-nov-22	38,67%	2,7618%	38,67%	2,7618%	38,67%	2,7618%	2,7618%	30	1.719.373,00	47.486,35	2.239.699,26	3.959.072,26	
27,64%	0,00%	1-dic-22	31-dic-22	41,46%	2,9326%	41,46%	2,9326%	41,46%	2,9326%	2,9326%	30	1.719.373,00	50.421,77	2.290.121,02	4.009.494,02	
28,84%	0,00%	1-ene-23	31-ene-23	43,26%	3,0411%	43,26%	3,0411%	43,26%	3,0411%	3,0411%	30	1.719.373,00	52.287,55	2.342.408,57	4.061.781,57	
30,18%	0,00%	1-feb-23	28-feb-23	45,27%	3,1608%	45,27%	3,1608%	45,27%	3,1608%	3,1608%	30	1.719.373,00	54.345,78	2.396.754,35	4.116.127,35	
30,84%	0,00%	1-mar-23	31-mar-23	46,26%	3,2192%	46,26%	3,2192%	46,26%	3,2192%	3,2192%	30	1.719.373,00	55.349,95	2.452.104,31	4.171.477,31	
31,39%	0,00%	1-abr-23	30-abr-23	47,09%	3,2676%	47,09%	3,2676%	47,09%	3,2676%	3,2676%	30	1.719.373,00	56.182,02	2.508.286,33	4.227.659,33	
30,27%	0,00%	1-may-23	31-may-23	45,41%	3,1688%	45,41%	3,1688%	45,41%	3,1688%	3,1688%	30	1.719.373,00	54.483,08	2.562.769,41	4.282.142,41	
29,76%	0,00%	1-jun-23	30-jun-23	44,64%	3,1234%	44,64%	3,1234%	44,64%	3,1234%	3,1234%	30	1.719.373,00	53.703,49	2.616.472,89	4.335.845,89	
29,36%	0,00%	1-jul-23	31-jul-23	44,04%	3,0877%	44,04%	3,0877%	44,04%	3,0877%	3,0877%	30	1.719.373,00	53.089,39	2.669.562,28	4.388.935,28	
28,75%	0,00%	1-ago-23	31-ago-23	43,13%	3,0330%	43,13%	3,0330%	43,13%	3,0330%	3,0330%	30	1.719.373,00	52.148,36	2.721.710,65	4.441.083,65	
28,03%	0,00%	1-sep-23	19-sep-23	42,05%	2,9680%	42,05%	2,9680%	42,05%	2,9680%	2,9680%	19	1.719.373,00	32.319,33	2.754.029,98	4.473.402,98	
												SUBTOTAL	2.754.029,98	0,00	2.754.029,98	4.473.402,98

TOTAL INTERESES	→	\$	2.754.029,98
CAPITAL	→	\$	1.719.373,00
TOTAL: INTERESES MORA+CAPITAL	→	\$	4.473.402,98
INTERESES CORRIENTES		\$	1.589.882,00
AGENCIAS EN DERECHO			
TOTAL			6.063.285

18,47%	0,00%	1-mar-22	31-mar-22	27,71%	2,0588%	27,71%	2,0588%	27,71%	2,0588%	2,0588%	30	1.738.099,00	35.784,80	1.889.059,86	3.627.158,86	
19,05%	0,00%	1-abr-22	30-abr-22	28,58%	2,1166%	28,58%	2,1166%	28,58%	2,1166%	2,1166%	30	1.738.099,00	36.788,73	1.925.848,59	3.663.947,59	
19,71%	0,00%	1-may-22	31-may-22	29,57%	2,1819%	29,57%	2,1819%	29,57%	2,1819%	2,1819%	30	1.738.099,00	37.923,59	1.963.772,17	3.701.871,17	
20,40%	0,00%	1-jun-22	30-jun-22	30,60%	2,2497%	30,60%	2,2497%	30,60%	2,2497%	2,2497%	30	1.738.099,00	39.101,56	2.002.873,73	3.740.972,73	
21,28%	0,00%	1-jul-22	31-jul-22	31,92%	2,3354%	31,92%	2,3354%	31,92%	2,3354%	2,3354%	30	1.738.099,00	40.591,55	2.043.465,28	3.781.564,28	
22,21%	0,00%	1-ago-22	31-ago-22	33,32%	2,4251%	33,32%	2,4251%	33,32%	2,4251%	2,4251%	30	1.738.099,00	42.151,41	2.085.616,69	3.823.715,69	
23,50%	0,00%	1-sep-22	30-sep-22	35,25%	2,5482%	35,25%	2,5482%	35,25%	2,5482%	2,5482%	30	1.738.099,00	44.290,50	2.129.907,19	3.868.006,19	
24,61%	0,00%	1-oct-22	31-oct-22	36,92%	2,6528%	36,92%	2,6528%	36,92%	2,6528%	2,6528%	30	1.738.099,00	46.108,78	2.176.015,97	3.914.114,97	
25,78%	0,00%	1-nov-22	30-nov-22	38,67%	2,7618%	38,67%	2,7618%	38,67%	2,7618%	2,7618%	30	1.738.099,00	48.003,53	2.224.019,50	3.962.118,50	
27,64%	0,00%	1-dic-22	31-dic-22	41,46%	2,9326%	41,46%	2,9326%	41,46%	2,9326%	2,9326%	30	1.738.099,00	50.970,92	2.274.990,42	4.013.089,42	
28,84%	0,00%	1-ene-23	31-ene-23	43,26%	3,0411%	43,26%	3,0411%	43,26%	3,0411%	3,0411%	30	1.738.099,00	52.857,02	2.327.847,45	4.065.946,45	
30,18%	0,00%	1-feb-23	28-feb-23	45,27%	3,1608%	45,27%	3,1608%	45,27%	3,1608%	3,1608%	30	1.738.099,00	54.937,67	2.382.785,12	4.120.884,12	
30,84%	0,00%	1-mar-23	31-mar-23	46,26%	3,2192%	46,26%	3,2192%	46,26%	3,2192%	3,2192%	30	1.738.099,00	55.952,78	2.438.737,90	4.176.836,90	
31,39%	0,00%	1-abr-23	30-abr-23	47,09%	3,2676%	47,09%	3,2676%	47,09%	3,2676%	3,2676%	30	1.738.099,00	56.793,91	2.495.531,81	4.233.630,81	
30,27%	0,00%	1-may-23	31-may-23	45,41%	3,1688%	45,41%	3,1688%	45,41%	3,1688%	3,1688%	30	1.738.099,00	55.076,47	2.550.608,27	4.288.707,27	
29,76%	0,00%	1-jun-23	30-jun-23	44,64%	3,1234%	44,64%	3,1234%	44,64%	3,1234%	3,1234%	30	1.738.099,00	54.288,38	2.604.896,65	4.342.995,65	
29,36%	0,00%	1-jul-23	31-jul-23	44,04%	3,0877%	44,04%	3,0877%	44,04%	3,0877%	3,0877%	30	1.738.099,00	53.667,60	2.658.564,25	4.396.663,25	
28,75%	0,00%	1-ago-23	31-ago-23	43,13%	3,0330%	43,13%	3,0330%	43,13%	3,0330%	3,0330%	30	1.738.099,00	52.716,32	2.711.280,57	4.449.379,57	
28,03%	0,00%	1-sep-23	19-sep-23	42,05%	2,9680%	42,05%	2,9680%	42,05%	2,9680%	2,9680%	19	1.738.099,00	32.671,33	2.743.951,90	4.482.050,90	
												SUBTOTAL	2.743.951,90	0,00	2.743.951,90	4.482.050,90

TOTAL INTERESES	→	\$	2.743.951,90
CAPITAL	→	\$	1.738.099,00
TOTAL: INTERESES MORA+CAPITAL	→	\$	4.482.050,90
INTERESES CORRIENTES		\$	1.571.156,00
AGENCIAS EN DERECHO			
TOTAL			6.053.207

19,71%	0,00%	1-may-22	31-may-22	29,57%	2,1819%	29,57%	2,1819%	29,57%	2,1819%	2,1819%	30	1.757.030,00	38.336,64	1.944.977,05	3.702.007,05	
20,40%	0,00%	1-jun-22	30-jun-22	30,60%	2,2497%	30,60%	2,2497%	30,60%	2,2497%	2,2497%	30	1.757.030,00	39.527,44	1.984.504,50	3.741.534,50	
21,28%	0,00%	1-jul-22	31-jul-22	31,92%	2,3354%	31,92%	2,3354%	31,92%	2,3354%	2,3354%	30	1.757.030,00	41.033,66	2.025.538,16	3.782.568,16	
22,21%	0,00%	1-ago-22	31-ago-22	33,32%	2,4251%	33,32%	2,4251%	33,32%	2,4251%	2,4251%	30	1.757.030,00	42.610,51	2.068.148,67	3.825.178,67	
23,50%	0,00%	1-sep-22	30-sep-22	35,25%	2,5482%	35,25%	2,5482%	35,25%	2,5482%	2,5482%	30	1.757.030,00	44.772,91	2.112.921,58	3.869.951,58	
24,61%	0,00%	1-oct-22	31-oct-22	36,92%	2,6528%	36,92%	2,6528%	36,92%	2,6528%	2,6528%	30	1.757.030,00	46.610,99	2.159.532,56	3.916.562,56	
25,78%	0,00%	1-nov-22	30-nov-22	38,67%	2,7618%	38,67%	2,7618%	38,67%	2,7618%	2,7618%	30	1.757.030,00	48.526,38	2.208.058,94	3.965.088,94	
27,64%	0,00%	1-dic-22	31-dic-22	41,46%	2,9326%	41,46%	2,9326%	41,46%	2,9326%	2,9326%	30	1.757.030,00	51.526,09	2.259.585,02	4.016.615,02	
28,84%	0,00%	1-ene-23	31-ene-23	43,26%	3,0411%	43,26%	3,0411%	43,26%	3,0411%	3,0411%	30	1.757.030,00	53.432,73	2.313.017,75	4.070.047,75	
30,18%	0,00%	1-feb-23	28-feb-23	45,27%	3,1608%	45,27%	3,1608%	45,27%	3,1608%	3,1608%	30	1.757.030,00	55.536,04	2.368.553,79	4.125.583,79	
30,84%	0,00%	1-mar-23	31-mar-23	46,26%	3,2192%	46,26%	3,2192%	46,26%	3,2192%	3,2192%	30	1.757.030,00	56.562,21	2.425.116,00	4.182.146,00	
31,39%	0,00%	1-abr-23	30-abr-23	47,09%	3,2676%	47,09%	3,2676%	47,09%	3,2676%	3,2676%	30	1.757.030,00	57.412,50	2.482.528,49	4.239.558,49	
30,27%	0,00%	1-may-23	31-may-23	45,41%	3,1688%	45,41%	3,1688%	45,41%	3,1688%	3,1688%	30	1.757.030,00	55.676,35	2.538.204,84	4.295.234,84	
29,76%	0,00%	1-jun-23	30-jun-23	44,64%	3,1234%	44,64%	3,1234%	44,64%	3,1234%	3,1234%	30	1.757.030,00	54.879,68	2.593.084,52	4.350.114,52	
29,36%	0,00%	1-jul-23	31-jul-23	44,04%	3,0877%	44,04%	3,0877%	44,04%	3,0877%	3,0877%	30	1.757.030,00	54.252,13	2.647.336,65	4.404.366,65	
28,75%	0,00%	1-ago-23	31-ago-23	43,13%	3,0330%	43,13%	3,0330%	43,13%	3,0330%	3,0330%	30	1.757.030,00	53.290,50	2.700.627,15	4.457.657,15	
28,03%	0,00%	1-sep-23	19-sep-23	42,05%	2,9680%	42,05%	2,9680%	42,05%	2,9680%	2,9680%	19	1.757.030,00	33.027,18	2.733.654,32	4.490.684,32	
										SUBTOTAL			2.733.654,32	0,00	2.733.654,32	4.490.684,32

TOTAL INTERESES	→	\$	2.733.654,32
CAPITAL	→	\$	1.757.030,00
TOTAL: INTERESES MORA+CAPITAL	→	\$	4.490.684,32
INTERESES CORRIENTES		\$	1.552.225,00
AGENCIAS EN DERECHO			
TOTAL			6.042.909

19,71%	0,00%	1-may-22	31-may-22	29,57%	2,1819%	29,57%	2,1819%	29,57%	2,1819%	2,1819%	30	1.789.906,00	39.053,96	1.940.586,18	3.730.492,18
20,40%	0,00%	1-jun-22	30-jun-22	30,60%	2,2497%	30,60%	2,2497%	30,60%	2,2497%	2,2497%	30	1.789.906,00	40.267,05	1.980.853,22	3.770.759,22
21,28%	0,00%	1-jul-22	31-jul-22	31,92%	2,3354%	31,92%	2,3354%	31,92%	2,3354%	2,3354%	30	1.789.906,00	41.801,45	2.022.654,67	3.812.560,67
22,21%	0,00%	1-ago-22	31-ago-22	33,32%	2,4251%	33,32%	2,4251%	33,32%	2,4251%	2,4251%	30	1.789.906,00	43.407,80	2.066.062,47	3.855.968,47
23,50%	0,00%	1-sep-22	30-sep-22	35,25%	2,5482%	35,25%	2,5482%	35,25%	2,5482%	2,5482%	30	1.789.906,00	45.610,66	2.111.673,13	3.901.579,13
24,61%	0,00%	1-oct-22	31-oct-22	36,92%	2,6528%	36,92%	2,6528%	36,92%	2,6528%	2,6528%	30	1.789.906,00	47.483,13	2.159.156,26	3.949.062,26
25,78%	0,00%	1-nov-22	30-nov-22	38,67%	2,7618%	38,67%	2,7618%	38,67%	2,7618%	2,7618%	30	1.789.906,00	49.434,36	2.208.590,62	3.998.496,62
27,64%	0,00%	1-dic-22	31-dic-22	41,46%	2,9326%	41,46%	2,9326%	41,46%	2,9326%	2,9326%	30	1.789.906,00	52.490,20	2.261.080,82	4.050.986,82
28,84%	0,00%	1-ene-23	31-ene-23	43,26%	3,0411%	43,26%	3,0411%	43,26%	3,0411%	3,0411%	30	1.789.906,00	54.432,52	2.315.513,33	4.105.419,33
30,18%	0,00%	1-feb-23	28-feb-23	45,27%	3,1608%	45,27%	3,1608%	45,27%	3,1608%	3,1608%	30	1.789.906,00	56.575,18	2.372.088,51	4.161.994,51
30,84%	0,00%	1-mar-23	31-mar-23	46,26%	3,2192%	46,26%	3,2192%	46,26%	3,2192%	3,2192%	30	1.789.906,00	57.620,55	2.429.709,06	4.219.615,06
31,39%	0,00%	1-abr-23	30-abr-23	47,09%	3,2676%	47,09%	3,2676%	47,09%	3,2676%	3,2676%	30	1.789.906,00	58.486,75	2.488.195,81	4.278.101,81
30,27%	0,00%	1-may-23	31-may-23	45,41%	3,1688%	45,41%	3,1688%	45,41%	3,1688%	3,1688%	30	1.789.906,00	56.718,11	2.544.913,92	4.334.819,92
29,76%	0,00%	1-jun-23	30-jun-23	44,64%	3,1234%	44,64%	3,1234%	44,64%	3,1234%	3,1234%	30	1.789.906,00	55.906,54	2.600.820,46	4.390.726,46
29,36%	0,00%	1-jul-23	31-jul-23	44,04%	3,0877%	44,04%	3,0877%	44,04%	3,0877%	3,0877%	30	1.789.906,00	55.267,25	2.656.087,71	4.445.993,71
28,75%	0,00%	1-ago-23	31-ago-23	43,13%	3,0330%	43,13%	3,0330%	43,13%	3,0330%	3,0330%	30	1.789.906,00	54.287,62	2.710.375,33	4.500.281,33
28,03%	0,00%	1-sep-23	19-sep-23	42,05%	2,9680%	42,05%	2,9680%	42,05%	2,9680%	2,9680%	19	1.789.906,00	33.645,15	2.744.020,48	4.533.926,48
SUBTOTAL												2.744.020,48	0,00	2.744.020,48	4.533.926,48

TOTAL INTERESES	→	\$	2.744.020,48
CAPITAL	→	\$	1.789.906,00
TOTAL: INTERESES MORA+CAPITAL	→	\$	4.533.926,48
INTERESES CORRIENTES		\$	1.497.583,00
AGENCIAS EN DERECHO			
TOTAL			6.031.509

21,28%	0,00%	1-jul-22	31-jul-22	31,92%	2,3354%	31,92%	2,3354%	31,92%	2,3354%	2,3354%	30	1.808.949,00	42.246,18	1.999.654,80	3.808.603,80
22,21%	0,00%	1-ago-22	31-ago-22	33,32%	2,4251%	33,32%	2,4251%	33,32%	2,4251%	2,4251%	30	1.808.949,00	43.869,62	2.043.524,42	3.852.473,42
23,50%	0,00%	1-sep-22	30-sep-22	35,25%	2,5482%	35,25%	2,5482%	35,25%	2,5482%	2,5482%	30	1.808.949,00	46.095,91	2.089.620,34	3.898.569,34
24,61%	0,00%	1-oct-22	31-oct-22	36,92%	2,6528%	36,92%	2,6528%	36,92%	2,6528%	2,6528%	30	1.808.949,00	47.988,31	2.137.608,65	3.946.557,65
25,78%	0,00%	1-nov-22	30-nov-22	38,67%	2,7618%	38,67%	2,7618%	38,67%	2,7618%	2,7618%	30	1.808.949,00	49.960,30	2.187.568,94	3.996.517,94
27,64%	0,00%	1-dic-22	31-dic-22	41,46%	2,9326%	41,46%	2,9326%	41,46%	2,9326%	2,9326%	30	1.808.949,00	53.048,65	2.240.617,59	4.049.566,59
28,84%	0,00%	1-ene-23	31-ene-23	43,26%	3,0411%	43,26%	3,0411%	43,26%	3,0411%	3,0411%	30	1.808.949,00	55.011,63	2.295.629,22	4.104.578,22
30,18%	0,00%	1-feb-23	28-feb-23	45,27%	3,1608%	45,27%	3,1608%	45,27%	3,1608%	3,1608%	30	1.808.949,00	57.177,09	2.352.806,30	4.161.755,30
30,84%	0,00%	1-mar-23	31-mar-23	46,26%	3,2192%	46,26%	3,2192%	46,26%	3,2192%	3,2192%	30	1.808.949,00	58.233,58	2.411.039,88	4.219.988,88
31,39%	0,00%	1-abr-23	30-abr-23	47,09%	3,2676%	47,09%	3,2676%	47,09%	3,2676%	3,2676%	30	1.808.949,00	59.108,99	2.470.148,88	4.279.097,88
30,27%	0,00%	1-may-23	31-may-23	45,41%	3,1688%	45,41%	3,1688%	45,41%	3,1688%	3,1688%	30	1.808.949,00	57.321,54	2.527.470,42	4.336.419,42
29,76%	0,00%	1-jun-23	30-jun-23	44,64%	3,1234%	44,64%	3,1234%	44,64%	3,1234%	3,1234%	30	1.808.949,00	56.501,33	2.583.971,76	4.392.920,76
29,36%	0,00%	1-jul-23	31-jul-23	44,04%	3,0877%	44,04%	3,0877%	44,04%	3,0877%	3,0877%	30	1.808.949,00	55.855,24	2.639.827,00	4.448.776,00
28,75%	0,00%	1-ago-23	31-ago-23	43,13%	3,0330%	43,13%	3,0330%	43,13%	3,0330%	3,0330%	30	1.808.949,00	54.865,19	2.694.692,19	4.503.641,19
28,03%	0,00%	1-sep-23	19-sep-23	42,05%	2,9680%	42,05%	2,9680%	42,05%	2,9680%	2,9680%	19	1.808.949,00	34.003,11	2.728.695,30	4.537.644,30
										S U B T O T A L		2.728.695,30	0,00	2.728.695,30	4.537.644,30

TOTAL INTERESES	→	\$	2.728.695,30
CAPITAL	→	\$	1.808.949,00
TOTAL: INTERESES MORA+CAPITAL	→	\$	4.537.644,30
INTERESES CORRIENTES		\$	1.478.540,00
AGENCIAS EN DERECHO			
TOTAL			6.016.184

CAPITAL \$1.828.195,00

INT.DE PLAZO O SANC. 20% \$0,00

Tasa anual pactada o pedida en la demanda →

maxima legal

Tasa mensual pactada o pedida en la demanda →

0,00%

TASA EF. ANUAL		VIGENCIA		INT.MORATORIO		LIMITE USURA		T. PACTADA ó PEDIDA		TASA	LIQ. CREDITO	VALOR INTERESES	ABONOS	SALDO	SALDO
B/RIO.CTE	RED. OR.	DESDE	HASTA	EF.ANUAL	NOM.MEN	EF.ANUAL	NOM. MEN	EF. ANUAL	NOM.MEN	APLICADA				VALOR CAPITAL	INTERESES
											1.828.195,00			0,00	1.828.195,00
21,01%	0,00%			31,52%	2,3092%	31,52%	2,3092%	31,52%	2,3092%	2,3092%	0	1.828.195,00		0,00	1.828.195,00
20,68%	0,00%	29-mar-18	31-mar-18	31,02%	2,2770%	31,02%	2,2770%	31,02%	2,2770%	2,2770%	2	1.828.195,00	2.775,24	2.775,24	1.830.970,24
20,48%	0,00%	1-abr-18	30-abr-18	30,72%	2,2575%	30,72%	2,2575%	30,72%	2,2575%	2,2575%	30	1.828.195,00	41.271,50	44.046,74	1.872.241,74
20,44%	0,00%	1-may-18	31-may-18	30,66%	2,2536%	30,66%	2,2536%	30,66%	2,2536%	2,2536%	30	1.828.195,00	41.199,98	85.246,72	1.913.441,72
20,28%	0,00%	1-jun-18	30-jun-18	30,42%	2,2379%	30,42%	2,2379%	30,42%	2,2379%	2,2379%	30	1.828.195,00	40.913,59	126.160,31	1.954.355,31
20,03%	0,00%	1-jul-18	31-jul-18	30,05%	2,2134%	30,05%	2,2134%	30,05%	2,2134%	2,2134%	30	1.828.195,00	40.465,14	166.625,45	1.994.820,45
19,94%	0,00%	1-ago-18	31-ago-18	29,91%	2,2045%	29,91%	2,2045%	29,91%	2,2045%	2,2045%	30	1.828.195,00	40.303,41	206.928,85	2.035.123,85
19,81%	0,00%	1-sep-18	30-sep-18	29,72%	2,1918%	29,72%	2,1918%	29,72%	2,1918%	2,1918%	30	1.828.195,00	40.069,52	246.998,38	2.075.193,38
19,63%	0,00%	1-oct-18	31-oct-18	29,45%	2,1740%	29,45%	2,1740%	29,45%	2,1740%	2,1740%	30	1.828.195,00	39.745,15	286.743,53	2.114.938,53
19,49%	0,00%	1-nov-18	30-nov-18	29,24%	2,1602%	29,24%	2,1602%	29,24%	2,1602%	2,1602%	30	1.828.195,00	39.492,43	326.235,96	2.154.430,96
19,40%	0,00%	1-dic-18	31-dic-18	29,10%	2,1513%	29,10%	2,1513%	29,10%	2,1513%	2,1513%	30	1.828.195,00	39.329,77	365.565,72	2.193.760,72
19,16%	0,00%	1-ene-19	31-ene-19	28,74%	2,1275%	28,74%	2,1275%	28,74%	2,1275%	2,1275%	30	1.828.195,00	38.895,24	404.460,96	2.232.655,96
19,70%	0,00%	1-feb-19	28-feb-19	29,55%	2,1809%	29,55%	2,1809%	29,55%	2,1809%	2,1809%	30	1.828.195,00	39.871,37	444.332,33	2.272.527,33
19,37%	0,00%	1-mar-19	31-mar-19	29,06%	2,1483%	29,06%	2,1483%	29,06%	2,1483%	2,1483%	30	1.828.195,00	39.275,51	483.607,85	2.311.802,85
19,32%	0,00%	1-abr-19	30-abr-19	28,98%	2,1434%	28,98%	2,1434%	28,98%	2,1434%	2,1434%	30	1.828.195,00	39.185,05	522.792,89	2.350.987,89
19,34%	0,00%	1-may-19	31-may-19	29,01%	2,1454%	29,01%	2,1454%	29,01%	2,1454%	2,1454%	30	1.828.195,00	39.221,24	562.014,14	2.390.209,14
19,30%	0,00%	1-jun-19	30-jun-19	28,95%	2,1414%	28,95%	2,1414%	28,95%	2,1414%	2,1414%	30	1.828.195,00	39.148,85	601.162,99	2.429.357,99
19,28%	0,00%	1-jul-19	31-jul-19	28,92%	2,1394%	28,92%	2,1394%	28,92%	2,1394%	2,1394%	30	1.828.195,00	39.112,64	640.275,63	2.468.470,63
19,28%	0,00%	1-ago-19	31-ago-19	28,92%	2,1394%	28,92%	2,1394%	28,92%	2,1394%	2,1394%	30	1.828.195,00	39.112,64	679.388,27	2.507.583,27
19,32%	0,00%	1-sep-19	30-sep-19	28,98%	2,1434%	28,98%	2,1434%	28,98%	2,1434%	2,1434%	30	1.828.195,00	39.185,05	718.573,32	2.546.768,32
19,10%	0,00%	1-oct-19	31-oct-19	28,65%	2,1216%	28,65%	2,1216%	28,65%	2,1216%	2,1216%	30	1.828.195,00	38.786,43	757.359,76	2.585.554,76
19,03%	0,00%	1-nov-19	30-nov-19	28,55%	2,1146%	28,55%	2,1146%	28,55%	2,1146%	2,1146%	30	1.828.195,00	38.659,41	796.019,16	2.624.214,16
18,91%	0,00%	1-dic-19	31-dic-19	28,37%	2,1027%	28,37%	2,1027%	28,37%	2,1027%	2,1027%	30	1.828.195,00	38.441,42	834.460,58	2.662.655,58
18,77%	0,00%	1-ene-20	31-ene-20	28,16%	2,0888%	28,16%	2,0888%	28,16%	2,0888%	2,0888%	30	1.828.195,00	38.186,75	872.647,34	2.700.842,34
19,06%	0,00%	1-feb-20	29-feb-20	28,59%	2,1176%	28,59%	2,1176%	28,59%	2,1176%	2,1176%	30	1.828.195,00	38.713,86	911.361,20	2.739.556,20
18,95%	0,00%	1-mar-20	31-mar-20	28,43%	2,1067%	28,43%	2,1067%	28,43%	2,1067%	2,1067%	30	1.828.195,00	38.514,11	949.875,31	2.778.070,31
18,69%	0,00%	1-abr-20	30-abr-20	28,04%	2,0808%	28,04%	2,0808%	28,04%	2,0808%	2,0808%	30	1.828.195,00	38.041,06	987.916,37	2.816.111,37
18,19%	0,00%	1-may-20	31-may-20	27,29%	2,0308%	27,29%	2,0308%	27,29%	2,0308%	2,0308%	30	1.828.195,00	37.127,60	1.025.043,97	2.853.238,97
18,12%	0,00%	1-jun-20	30-jun-20	27,18%	2,0238%	27,18%	2,0238%	27,18%	2,0238%	2,0238%	30	1.828.195,00	36.999,32	1.062.043,29	2.890.238,29
18,12%	0,00%	1-jul-20	31-jul-20	27,18%	2,0238%	27,18%	2,0238%	27,18%	2,0238%	2,0238%	30	1.828.195,00	36.999,32	1.099.042,62	2.927.237,62
18,29%	0,00%	1-ago-20	31-ago-20	27,44%	2,0408%	27,44%	2,0408%	27,44%	2,0408%	2,0408%	30	1.828.195,00	37.310,69	1.136.353,30	2.964.548,30
18,35%	0,00%	1-sep-20	30-sep-20	27,53%	2,0469%	27,53%	2,0469%	27,53%	2,0469%	2,0469%	30	1.828.195,00	37.420,44	1.173.773,74	3.001.968,74
18,09%	0,00%	1-oct-20	31-oct-20	27,14%	2,0208%	27,14%	2,0208%	27,14%	2,0208%	2,0208%	30	1.828.195,00	36.944,32	1.210.718,06	3.038.913,06
17,84%	0,00%	1-nov-20	30-nov-20	26,76%	1,9957%	26,76%	1,9957%	26,76%	1,9957%	1,9957%	30	1.828.195,00	36.485,24	1.247.203,31	3.075.398,31
17,46%	0,00%	1-dic-20	31-dic-20	26,19%	1,9574%	26,19%	1,9574%	26,19%	1,9574%	1,9574%	30	1.828.195,00	35.785,06	1.282.988,36	3.111.183,36
17,32%	0,00%	1-ene-21	31-ene-21	25,98%	1,9432%	25,98%	1,9432%	25,98%	1,9432%	1,9432%	30	1.828.195,00	35.526,37	1.318.514,73	3.146.709,73
17,54%	0,00%	1-feb-21	28-feb-21	26,31%	1,9655%	26,31%	1,9655%	26,31%	1,9655%	1,9655%	30	1.828.195,00	35.932,71	1.354.447,44	3.182.642,44
17,41%	0,00%	1-mar-21	31-mar-21	26,12%	1,9523%	26,12%	1,9523%	26,12%	1,9523%	1,9523%	30	1.828.195,00	35.692,71	1.390.140,15	3.218.335,15
17,31%	0,00%	1-abr-21	30-abr-21	25,97%	1,9422%	25,97%	1,9422%	25,97%	1,9422%	1,9422%	30	1.828.195,00	35.507,87	1.425.648,02	3.253.843,02
17,22%	0,00%	1-may-21	31-may-21	25,83%	1,9331%	25,83%	1,9331%	25,83%	1,9331%	1,9331%	30	1.828.195,00	35.341,34	1.460.989,36	3.289.184,36
17,21%	0,00%	1-jun-21	30-jun-21	25,82%	1,9321%	25,82%	1,9321%	25,82%	1,9321%	1,9321%	30	1.828.195,00	35.322,83	1.496.312,19	3.324.507,19
17,18%	0,00%	1-jul-21	31-jul-21	25,77%	1,9291%	25,77%	1,9291%	25,77%	1,9291%	1,9291%	30	1.828.195,00	35.267,28	1.531.579,47	3.359.774,47
17,24%	0,00%	1-ago-21	31-ago-21	25,86%	1,9352%	25,86%	1,9352%	25,86%	1,9352%	1,9352%	30	1.828.195,00	35.378,36	1.566.957,83	3.395.152,83
17,19%	0,00%	1-sep-21	30-sep-21	25,79%	1,9301%	25,79%	1,9301%	25,79%	1,9301%	1,9301%	30	1.828.195,00	35.285,80	1.602.243,63	3.430.438,63
17,08%	0,00%	1-oct-21	31-oct-21	25,62%	1,9189%	25,62%	1,9189%	25,62%	1,9189%	1,9189%	30	1.828.195,00	35.081,97	1.637.325,59	3.465.520,59
17,27%	0,00%	1-nov-21	30-nov-21	25,91%	1,9382%	25,91%	1,9382%	25,91%	1,9382%	1,9382%	30	1.828.195,00	35.433,88	1.672.759,47	3.500.954,47
17,46%	0,00%	1-dic-21	31-dic-21	26,19%	1,9574%	26,19%	1,9574%	26,19%	1,9574%	1,9574%	30	1.828.195,00	35.785,06	1.708.544,53	3.536.739,53
17,66%	0,00%	1-ene-22	31-ene-22	26,49%	1,9776%	26,49%	1,9776%	26,49%	1,9776%	1,9776%	30	1.828.195,00	36.153,94	1.744.698,47	3.572.893,47
18,30%	0,00%	1-feb-22	28-feb-22	27,45%	2,0418%	27,45%	2,0418%	27,45%	2,0418%	2,0418%	30	1.828.195,00	37.328,98	1.782.027,45	3.610.222,45
18,47%	0,00%	1-mar-22	31-mar-22	27,71%	2,0588%	27,71%	2,0588%	27,71%	2,0588%	2,0588%	30	1.828.195,00	37.639,74	1.819.667,19	3.647.862,19
19,05%	0,00%	1-abr-22	30-abr-22	28,58%	2,1166%	28,58%	2,1166%	28,58%	2,1166%	2,1166%	30	1.828.195,00	38.695,71	1.858.362,90	3.686.557,90
19,71%	0,00%	1-may-22	31-may-22	29,57%	2,1819%	29,57%	2,1819%	29,57%	2,1819%	2,1819%	30	1.828.195,00	39.889,39	1.898.252,30	3.726.447,30
20,40%	0,00%	1-jun-22	30-jun-22	30,60%	2,2497%	30,60%	2,2497%	30,60%	2,2497%	2,2497%	30	1.828.195,00	41.128,42	1.939.380,72	3.767.575,72

21,28%	0,00%	1-jul-22	31-jul-22	31,92%	2,3354%	31,92%	2,3354%	31,92%	2,3354%	2,3354%	30	1.828.195,00	42.695,65	1.982.076,37	3.810.271,37
22,21%	0,00%	1-ago-22	31-ago-22	33,32%	2,4251%	33,32%	2,4251%	33,32%	2,4251%	2,4251%	30	1.828.195,00	44.336,37	2.026.412,74	3.854.607,74
23,50%	0,00%	1-sep-22	30-sep-22	35,25%	2,5482%	35,25%	2,5482%	35,25%	2,5482%	2,5482%	30	1.828.195,00	46.586,34	2.072.999,08	3.901.194,08
24,61%	0,00%	1-oct-22	31-oct-22	36,92%	2,6528%	36,92%	2,6528%	36,92%	2,6528%	2,6528%	30	1.828.195,00	48.498,87	2.121.497,95	3.949.692,95
25,78%	0,00%	1-nov-22	30-nov-22	38,67%	2,7618%	38,67%	2,7618%	38,67%	2,7618%	2,7618%	30	1.828.195,00	50.491,84	2.171.989,79	4.000.184,79
27,64%	0,00%	1-dic-22	31-dic-22	41,46%	2,9326%	41,46%	2,9326%	41,46%	2,9326%	2,9326%	30	1.828.195,00	53.613,05	2.225.602,84	4.053.797,84
28,84%	0,00%	1-ene-23	31-ene-23	43,26%	3,0411%	43,26%	3,0411%	43,26%	3,0411%	3,0411%	30	1.828.195,00	55.596,92	2.281.199,75	4.109.394,75
30,18%	0,00%	1-feb-23	28-feb-23	45,27%	3,1608%	45,27%	3,1608%	45,27%	3,1608%	3,1608%	30	1.828.195,00	57.785,41	2.338.985,17	4.167.180,17
30,84%	0,00%	1-mar-23	31-mar-23	46,26%	3,2192%	46,26%	3,2192%	46,26%	3,2192%	3,2192%	30	1.828.195,00	58.853,15	2.397.838,32	4.226.033,32
31,39%	0,00%	1-abr-23	30-abr-23	47,09%	3,2676%	47,09%	3,2676%	47,09%	3,2676%	3,2676%	30	1.828.195,00	59.737,87	2.457.576,19	4.285.771,19
30,27%	0,00%	1-may-23	31-may-23	45,41%	3,1688%	45,41%	3,1688%	45,41%	3,1688%	3,1688%	30	1.828.195,00	57.931,41	2.515.507,60	4.343.702,60
29,76%	0,00%	1-jun-23	30-jun-23	44,64%	3,1234%	44,64%	3,1234%	44,64%	3,1234%	3,1234%	30	1.828.195,00	57.102,47	2.572.610,06	4.400.805,06
29,36%	0,00%	1-jul-23	31-jul-23	44,04%	3,0877%	44,04%	3,0877%	44,04%	3,0877%	3,0877%	30	1.828.195,00	56.449,51	2.629.059,57	4.457.254,57
28,75%	0,00%	1-ago-23	31-ago-23	43,13%	3,0330%	43,13%	3,0330%	43,13%	3,0330%	3,0330%	30	1.828.195,00	55.448,92	2.684.508,49	4.512.703,49
28,03%	0,00%	1-sep-23	19-sep-23	42,05%	2,9680%	42,05%	2,9680%	42,05%	2,9680%	2,9680%	19	1.828.195,00	34.364,88	2.718.873,37	4.547.068,37
SUBTOTAL											2.718.873,37	0,00	2.718.873,37	4.547.068,37	

TOTAL INTERESES	→	\$	2.718.873,37
CAPITAL	→	\$	1.828.195,00
TOTAL: INTERESES MORA+CAPITAL	→	\$	4.547.068,37
INTERESES CORRIENTES		\$	1.459.294,00
AGENCIAS EN DERECHO			
TOTAL			6.006.362

CAPITAL \$1.857.360,00

INT.DE PLAZO O SANC. 20% \$0,00

Tasa anual pactada o pedida en la demanda →

maxima legal

Tasa mensual pactada o pedida en la demanda →

0,00%

TASA EF. ANUAL		VIGENCIA		INT.MORATORIO		LIMITE USURA		T. PACTADA ó PEDIDA		TASA	LIQ. CREDITO	VALOR INTERESES	ABONOS	SALDO INTERESES	SALDO ADEUDADO
B/RIO.CTE	RED. OR	DESDE	HASTA	EF.ANUAL	NOM.MEN	EF.ANUAL	NOM. MEN	EF. ANUAL	NOM.MEN	APLICADA					
												1.857.360,00		0,00	1.857.360,00
20,48%	0,00%	29-abr-18	30-abr-18	30,72%	2,2575%	30,72%	2,2575%	30,72%	2,2575%	2,2575%	2	1.857.360,00	2.795,33	2.795,33	1.860.155,33
20,44%	0,00%	1-may-18	31-may-18	30,66%	2,2536%	30,66%	2,2536%	30,66%	2,2536%	2,2536%	30	1.857.360,00	41.857,24	44.652,56	1.902.012,56
20,28%	0,00%	1-jun-18	30-jun-18	30,42%	2,2379%	30,42%	2,2379%	30,42%	2,2379%	2,2379%	30	1.857.360,00	41.566,28	86.218,84	1.943.578,84
20,03%	0,00%	1-jul-18	31-jul-18	30,05%	2,2134%	30,05%	2,2134%	30,05%	2,2134%	2,2134%	30	1.857.360,00	41.110,68	127.329,52	1.984.689,52
19,94%	0,00%	1-ago-18	31-ago-18	29,91%	2,2045%	29,91%	2,2045%	29,91%	2,2045%	2,2045%	30	1.857.360,00	40.946,36	168.275,88	2.025.635,88
19,81%	0,00%	1-sep-18	30-sep-18	29,72%	2,1918%	29,72%	2,1918%	29,72%	2,1918%	2,1918%	30	1.857.360,00	40.708,75	208.984,63	2.066.344,63
19,63%	0,00%	1-oct-18	31-oct-18	29,45%	2,1740%	29,45%	2,1740%	29,45%	2,1740%	2,1740%	30	1.857.360,00	40.379,20	249.363,83	2.106.723,83
19,49%	0,00%	1-nov-18	30-nov-18	29,24%	2,1602%	29,24%	2,1602%	29,24%	2,1602%	2,1602%	30	1.857.360,00	40.122,45	289.486,27	2.146.846,27
19,40%	0,00%	1-dic-18	31-dic-18	29,10%	2,1513%	29,10%	2,1513%	29,10%	2,1513%	2,1513%	30	1.857.360,00	39.957,19	329.443,47	2.186.803,47
19,16%	0,00%	1-ene-19	31-ene-19	28,74%	2,1275%	28,74%	2,1275%	28,74%	2,1275%	2,1275%	30	1.857.360,00	39.515,73	368.959,20	2.226.319,20
19,70%	0,00%	1-feb-19	28-feb-19	29,55%	2,1809%	29,55%	2,1809%	29,55%	2,1809%	2,1809%	30	1.857.360,00	40.507,43	409.466,63	2.266.826,63
19,37%	0,00%	1-mar-19	31-mar-19	29,06%	2,1483%	29,06%	2,1483%	29,06%	2,1483%	2,1483%	30	1.857.360,00	39.902,07	449.368,70	2.306.728,70
19,32%	0,00%	1-abr-19	30-abr-19	28,98%	2,1434%	28,98%	2,1434%	28,98%	2,1434%	2,1434%	30	1.857.360,00	39.810,16	489.178,87	2.346.538,87
19,34%	0,00%	1-may-19	31-may-19	29,01%	2,1454%	29,01%	2,1454%	29,01%	2,1454%	2,1454%	30	1.857.360,00	39.846,93	529.025,80	2.386.385,80
19,30%	0,00%	1-jun-19	30-jun-19	28,95%	2,1414%	28,95%	2,1414%	28,95%	2,1414%	2,1414%	30	1.857.360,00	39.773,39	568.799,19	2.426.159,19
19,28%	0,00%	1-jul-19	31-jul-19	28,92%	2,1394%	28,92%	2,1394%	28,92%	2,1394%	2,1394%	30	1.857.360,00	39.736,60	608.535,79	2.465.895,79
19,28%	0,00%	1-ago-19	31-ago-19	28,92%	2,1394%	28,92%	2,1394%	28,92%	2,1394%	2,1394%	30	1.857.360,00	39.736,60	648.272,39	2.505.632,39
19,32%	0,00%	1-sep-19	30-sep-19	28,98%	2,1434%	28,98%	2,1434%	28,98%	2,1434%	2,1434%	30	1.857.360,00	39.810,16	688.082,56	2.545.442,56
19,10%	0,00%	1-oct-19	31-oct-19	28,65%	2,1216%	28,65%	2,1216%	28,65%	2,1216%	2,1216%	30	1.857.360,00	39.405,19	727.487,75	2.584.847,75
19,03%	0,00%	1-nov-19	30-nov-19	28,55%	2,1146%	28,55%	2,1146%	28,55%	2,1146%	2,1146%	30	1.857.360,00	39.276,14	766.763,88	2.624.123,88
18,91%	0,00%	1-dic-19	31-dic-19	28,37%	2,1027%	28,37%	2,1027%	28,37%	2,1027%	2,1027%	30	1.857.360,00	39.054,67	805.818,56	2.663.178,56
18,77%	0,00%	1-ene-20	31-ene-20	28,16%	2,0888%	28,16%	2,0888%	28,16%	2,0888%	2,0888%	30	1.857.360,00	38.795,94	844.614,50	2.701.974,50
19,06%	0,00%	1-feb-20	29-feb-20	28,59%	2,1176%	28,59%	2,1176%	28,59%	2,1176%	2,1176%	30	1.857.360,00	39.331,46	883.945,96	2.741.305,96
18,95%	0,00%	1-mar-20	31-mar-20	28,43%	2,1067%	28,43%	2,1067%	28,43%	2,1067%	2,1067%	30	1.857.360,00	39.128,53	923.074,48	2.780.434,48
18,69%	0,00%	1-abr-20	30-abr-20	28,04%	2,0808%	28,04%	2,0808%	28,04%	2,0808%	2,0808%	30	1.857.360,00	38.647,92	961.722,40	2.819.082,40
18,19%	0,00%	1-may-20	31-may-20	27,29%	2,0308%	27,29%	2,0308%	27,29%	2,0308%	2,0308%	30	1.857.360,00	37.719,89	999.442,30	2.856.802,30
18,12%	0,00%	1-jun-20	30-jun-20	27,18%	2,0238%	27,18%	2,0238%	27,18%	2,0238%	2,0238%	30	1.857.360,00	37.589,57	1.037.031,87	2.894.391,87
18,12%	0,00%	1-jul-20	31-jul-20	27,18%	2,0238%	27,18%	2,0238%	27,18%	2,0238%	2,0238%	30	1.857.360,00	37.589,57	1.074.621,44	2.931.981,44
18,29%	0,00%	1-ago-20	31-ago-20	27,44%	2,0408%	27,44%	2,0408%	27,44%	2,0408%	2,0408%	30	1.857.360,00	37.905,90	1.112.527,34	2.969.887,34
18,35%	0,00%	1-sep-20	30-sep-20	27,53%	2,0469%	27,53%	2,0469%	27,53%	2,0469%	2,0469%	30	1.857.360,00	38.017,41	1.150.544,74	3.007.904,74
18,09%	0,00%	1-oct-20	31-oct-20	27,14%	2,0208%	27,14%	2,0208%	27,14%	2,0208%	2,0208%	30	1.857.360,00	37.533,69	1.188.078,43	3.045.438,43
17,84%	0,00%	1-nov-20	30-nov-20	26,76%	1,9957%	26,76%	1,9957%	26,76%	1,9957%	1,9957%	30	1.857.360,00	37.067,29	1.225.145,72	3.082.505,72
17,46%	0,00%	1-dic-20	31-dic-20	26,19%	1,9574%	26,19%	1,9574%	26,19%	1,9574%	1,9574%	30	1.857.360,00	36.355,93	1.261.501,65	3.118.861,65
17,32%	0,00%	1-ene-21	31-ene-21	25,98%	1,9432%	25,98%	1,9432%	25,98%	1,9432%	1,9432%	30	1.857.360,00	36.093,11	1.297.594,77	3.154.954,77
17,54%	0,00%	1-feb-21	28-feb-21	26,31%	1,9655%	26,31%	1,9655%	26,31%	1,9655%	1,9655%	30	1.857.360,00	36.505,94	1.334.100,70	3.191.460,70
17,41%	0,00%	1-mar-21	31-mar-21	26,12%	1,9523%	26,12%	1,9523%	26,12%	1,9523%	1,9523%	30	1.857.360,00	36.262,12	1.370.362,82	3.227.722,82
17,31%	0,00%	1-abr-21	30-abr-21	25,97%	1,9422%	25,97%	1,9422%	25,97%	1,9422%	1,9422%	30	1.857.360,00	36.074,33	1.406.437,14	3.263.797,14
17,22%	0,00%	1-may-21	31-may-21	25,83%	1,9331%	25,83%	1,9331%	25,83%	1,9331%	1,9331%	30	1.857.360,00	35.905,14	1.442.342,28	3.299.702,28
17,21%	0,00%	1-jun-21	30-jun-21	25,82%	1,9321%	25,82%	1,9321%	25,82%	1,9321%	1,9321%	30	1.857.360,00	35.886,33	1.478.228,61	3.335.588,61
17,18%	0,00%	1-jul-21	31-jul-21	25,77%	1,9291%	25,77%	1,9291%	25,77%	1,9291%	1,9291%	30	1.857.360,00	35.829,89	1.514.058,50	3.371.418,50
17,24%	0,00%	1-ago-21	31-ago-21	25,86%	1,9352%	25,86%	1,9352%	25,86%	1,9352%	1,9352%	30	1.857.360,00	35.942,75	1.550.001,25	3.407.361,25
17,19%	0,00%	1-sep-21	30-sep-21	25,79%	1,9301%	25,79%	1,9301%	25,79%	1,9301%	1,9301%	30	1.857.360,00	35.848,71	1.585.849,96	3.443.209,96
17,08%	0,00%	1-oct-21	31-oct-21	25,62%	1,9189%	25,62%	1,9189%	25,62%	1,9189%	1,9189%	30	1.857.360,00	35.641,63	1.621.491,59	3.478.851,59
17,27%	0,00%	1-nov-21	30-nov-21	25,91%	1,9382%	25,91%	1,9382%	25,91%	1,9382%	1,9382%	30	1.857.360,00	35.999,15	1.657.490,74	3.514.850,74
17,46%	0,00%	1-dic-21	31-dic-21	26,19%	1,9574%	26,19%	1,9574%	26,19%	1,9574%	1,9574%	30	1.857.360,00	36.355,93	1.693.846,67	3.551.206,67
17,66%	0,00%	1-ene-22	31-ene-22	26,49%	1,9776%	26,49%	1,9776%	26,49%	1,9776%	1,9776%	30	1.857.360,00	36.730,70	1.730.577,37	3.587.937,37
18,30%	0,00%	1-feb-22	28-feb-22	27,45%	2,0418%	27,45%	2,0418%	27,45%	2,0418%	2,0418%	30	1.857.360,00	37.924,49	1.768.501,86	3.625.861,86
18,47%	0,00%	1-mar-22	31-mar-22	27,71%	2,0588%	27,71%	2,0588%	27,71%	2,0588%	2,0588%	30	1.857.360,00	38.240,20	1.806.742,06	3.664.102,06
19,05%	0,00%	1-abr-22	30-abr-22	28,58%	2,1166%	28,58%	2,1166%	28,58%	2,1166%	2,1166%	30	1.857.360,00	39.313,02	1.846.055,08	3.703.415,08
19,71%	0,00%	1-may-22	31-may-22	29,57%	2,1819%	29,57%	2,1819%	29,57%	2,1819%	2,1819%	30	1.857.360,00	40.525,74	1.886.580,82	3.743.940,82
20,40%	0,00%	1-jun-22	30-jun-22	30,60%	2,2497%	30,60%	2,2497%	30,60%	2,2497%	2,2497%	30	1.857.360,00	41.784,54	1.928.365,37	3.785.725,37
21,28%	0,00%	1-jul-22	31-jul-22	31,92%	2,3354%	31,92%	2,3354%	31,92%	2,3354%	2,3354%	30	1.857.360,00	43.376,77	1.971.742,13	3.829.102,13
22,21%	0,00%	1-ago-22	31-ago-22	33,32%	2,4251%	33,32%	2,4251%	33,32%	2,4251%	2,4251%	30	1.857.360,00	45.043,66	2.016.785,79	3.874.145,79

23,50%	0,00%	1-sep-22	30-sep-22	35,25%	2,5482%	35,25%	2,5482%	35,25%	2,5482%	2,5482%	30	1.857.360,00	47.329,53	2.064.115,32	3.921.475,32
24,61%	0,00%	1-oct-22	31-oct-22	36,92%	2,6528%	36,92%	2,6528%	36,92%	2,6528%	2,6528%	30	1.857.360,00	49.272,57	2.113.387,89	3.970.747,89
25,78%	0,00%	1-nov-22	30-nov-22	38,67%	2,7618%	38,67%	2,7618%	38,67%	2,7618%	2,7618%	30	1.857.360,00	51.297,33	2.164.685,22	4.022.045,22
27,64%	0,00%	1-dic-22	31-dic-22	41,46%	2,9326%	41,46%	2,9326%	41,46%	2,9326%	2,9326%	30	1.857.360,00	54.468,33	2.219.153,55	4.076.513,55
28,84%	0,00%	1-ene-23	31-ene-23	43,26%	3,0411%	43,26%	3,0411%	43,26%	3,0411%	3,0411%	30	1.857.360,00	56.483,85	2.275.637,40	4.132.997,40
30,18%	0,00%	1-feb-23	28-feb-23	45,27%	3,1608%	45,27%	3,1608%	45,27%	3,1608%	3,1608%	30	1.857.360,00	58.707,26	2.334.344,66	4.191.704,66
30,84%	0,00%	1-mar-23	31-mar-23	46,26%	3,2192%	46,26%	3,2192%	46,26%	3,2192%	3,2192%	30	1.857.360,00	59.792,02	2.394.136,69	4.251.496,69
31,39%	0,00%	1-abr-23	30-abr-23	47,09%	3,2676%	47,09%	3,2676%	47,09%	3,2676%	3,2676%	30	1.857.360,00	60.690,87	2.454.827,55	4.312.187,55
30,27%	0,00%	1-may-23	31-may-23	45,41%	3,1688%	45,41%	3,1688%	45,41%	3,1688%	3,1688%	30	1.857.360,00	58.855,58	2.513.683,13	4.371.043,13
29,76%	0,00%	1-jun-23	30-jun-23	44,64%	3,1234%	44,64%	3,1234%	44,64%	3,1234%	3,1234%	30	1.857.360,00	58.013,42	2.571.696,55	4.429.056,55
29,36%	0,00%	1-jul-23	31-jul-23	44,04%	3,0877%	44,04%	3,0877%	44,04%	3,0877%	3,0877%	30	1.857.360,00	57.350,04	2.629.046,59	4.486.406,59
28,75%	0,00%	1-ago-23	31-ago-23	43,13%	3,0330%	43,13%	3,0330%	43,13%	3,0330%	3,0330%	30	1.857.360,00	56.333,49	2.685.380,08	4.542.740,08
28,03%	0,00%	1-sep-23	19-sep-23	42,05%	2,9680%	42,05%	2,9680%	42,05%	2,9680%	2,9680%	19	1.857.360,00	34.913,10	2.720.293,18	4.577.653,18
										S U B T O T A L		2.720.293,18	0,00	2.720.293,18	4.577.653,18

TOTAL INTERESES	→	\$	2.720.293,18
CAPITAL	→	\$	1.857.360,00
TOTAL: INTERESES MORA+CAPITAL	→	\$	4.577.653,18
INTERESES CORRIENTES		\$	1.415.144,00
AGENCIAS EN DERECHO			
TOTAL			5.992.797

CAPITAL \$1.876.782,00

INT.DE PLAZO O SANC. 20% \$0,00

Tasa anual pactada o pedida en la demanda →

maxima legal

Tasa mensual pactada o pedida en la demanda →

0,00%

TASA EF. ANUAL		VIGENCIA		INT.MORATORIO		LIMITE USURA		T. PACTADA ó PEDIDA		TASA		LIQ. CREDITO	VALOR INTERESES	ABONOS	SALDO	
B/RIO.CTE	RED. OR.	DESDE	HASTA	EF.ANUAL	NOM.MEN	EF.ANUAL	NOM.MEN	EF. ANUAL	NOM.MEN	APLICADA	Dias				VALOR CAPITAL	INTERESES
												1.876.782,00			0,00	1.876.782,00
20,44%	0,00%	29-may-18	31-may-18	30,66%	2,2536%	30,66%	2,2536%	30,66%	2,2536%	2,2536%	2	1.876.782,00	2.819,66		2.819,66	1.879.601,66
20,28%	0,00%	1-jun-18	30-jun-18	30,42%	2,2379%	30,42%	2,2379%	30,42%	2,2379%	2,2379%	30	1.876.782,00	42.000,93		44.820,59	1.921.602,59
20,03%	0,00%	1-jul-18	31-jul-18	30,05%	2,2134%	30,05%	2,2134%	30,05%	2,2134%	2,2134%	30	1.876.782,00	41.540,56		86.361,15	1.963.143,15
19,94%	0,00%	1-ago-18	31-ago-18	29,91%	2,2045%	29,91%	2,2045%	29,91%	2,2045%	2,2045%	30	1.876.782,00	41.374,53		127.735,68	2.004.517,68
19,81%	0,00%	1-sep-18	30-sep-18	29,72%	2,1918%	29,72%	2,1918%	29,72%	2,1918%	2,1918%	30	1.876.782,00	41.134,43		168.870,11	2.045.652,11
19,63%	0,00%	1-oct-18	31-oct-18	29,45%	2,1740%	29,45%	2,1740%	29,45%	2,1740%	2,1740%	30	1.876.782,00	40.801,44		209.671,55	2.086.453,55
19,49%	0,00%	1-nov-18	30-nov-18	29,24%	2,1602%	29,24%	2,1602%	29,24%	2,1602%	2,1602%	30	1.876.782,00	40.542,00		250.213,55	2.126.995,55
19,40%	0,00%	1-dic-18	31-dic-18	29,10%	2,1513%	29,10%	2,1513%	29,10%	2,1513%	2,1513%	30	1.876.782,00	40.375,02		290.588,56	2.167.370,56
19,16%	0,00%	1-ene-19	31-ene-19	28,74%	2,1275%	28,74%	2,1275%	28,74%	2,1275%	2,1275%	30	1.876.782,00	39.928,94		330.517,50	2.207.299,50
19,70%	0,00%	1-feb-19	28-feb-19	29,55%	2,1809%	29,55%	2,1809%	29,55%	2,1809%	2,1809%	30	1.876.782,00	40.931,01		371.448,51	2.248.230,51
19,37%	0,00%	1-mar-19	31-mar-19	29,06%	2,1483%	29,06%	2,1483%	29,06%	2,1483%	2,1483%	30	1.876.782,00	40.319,32		411.767,83	2.288.549,83
19,32%	0,00%	1-abr-19	30-abr-19	28,98%	2,1434%	28,98%	2,1434%	28,98%	2,1434%	2,1434%	30	1.876.782,00	40.226,45		451.994,28	2.328.776,28
19,34%	0,00%	1-may-19	31-may-19	29,01%	2,1454%	29,01%	2,1454%	29,01%	2,1454%	2,1454%	30	1.876.782,00	40.263,60		492.257,88	2.369.039,88
19,30%	0,00%	1-jun-19	30-jun-19	28,95%	2,1414%	28,95%	2,1414%	28,95%	2,1414%	2,1414%	30	1.876.782,00	40.189,29		532.447,17	2.409.229,17
19,28%	0,00%	1-jul-19	31-jul-19	28,92%	2,1394%	28,92%	2,1394%	28,92%	2,1394%	2,1394%	30	1.876.782,00	40.152,12		572.599,29	2.449.381,29
19,28%	0,00%	1-ago-19	31-ago-19	28,92%	2,1394%	28,92%	2,1394%	28,92%	2,1394%	2,1394%	30	1.876.782,00	40.152,12		612.751,41	2.489.533,41
19,32%	0,00%	1-sep-19	30-sep-19	28,98%	2,1434%	28,98%	2,1434%	28,98%	2,1434%	2,1434%	30	1.876.782,00	40.226,45		652.977,86	2.529.759,86
19,10%	0,00%	1-oct-19	31-oct-19	28,65%	2,1216%	28,65%	2,1216%	28,65%	2,1216%	2,1216%	30	1.876.782,00	39.817,24		692.795,10	2.569.577,10
19,03%	0,00%	1-nov-19	30-nov-19	28,55%	2,1146%	28,55%	2,1146%	28,55%	2,1146%	2,1146%	30	1.876.782,00	39.686,84		732.481,94	2.609.263,94
18,91%	0,00%	1-dic-19	31-dic-19	28,37%	2,1027%	28,37%	2,1027%	28,37%	2,1027%	2,1027%	30	1.876.782,00	39.463,06		771.945,00	2.648.727,00
18,77%	0,00%	1-ene-20	31-ene-20	28,16%	2,0888%	28,16%	2,0888%	28,16%	2,0888%	2,0888%	30	1.876.782,00	39.201,62		811.146,62	2.687.928,62
19,06%	0,00%	1-feb-20	29-feb-20	28,59%	2,1176%	28,59%	2,1176%	28,59%	2,1176%	2,1176%	30	1.876.782,00	39.742,74		850.889,36	2.727.671,36
18,95%	0,00%	1-mar-20	31-mar-20	28,43%	2,1067%	28,43%	2,1067%	28,43%	2,1067%	2,1067%	30	1.876.782,00	39.537,68		890.427,04	2.767.209,04
18,69%	0,00%	1-abr-20	30-abr-20	28,04%	2,0808%	28,04%	2,0808%	28,04%	2,0808%	2,0808%	30	1.876.782,00	39.052,05		929.479,10	2.806.261,10
18,19%	0,00%	1-may-20	31-may-20	27,29%	2,0308%	27,29%	2,0308%	27,29%	2,0308%	2,0308%	30	1.876.782,00	38.114,32		967.593,42	2.844.375,42
18,12%	0,00%	1-jun-20	30-jun-20	27,18%	2,0238%	27,18%	2,0238%	27,18%	2,0238%	2,0238%	30	1.876.782,00	37.982,64		1.005.576,06	2.882.358,06
18,12%	0,00%	1-jul-20	31-jul-20	27,18%	2,0238%	27,18%	2,0238%	27,18%	2,0238%	2,0238%	30	1.876.782,00	37.982,64		1.043.558,69	2.920.340,69
18,29%	0,00%	1-ago-20	31-ago-20	27,44%	2,0408%	27,44%	2,0408%	27,44%	2,0408%	2,0408%	30	1.876.782,00	38.302,27		1.081.860,97	2.958.642,97
18,35%	0,00%	1-sep-20	30-sep-20	27,53%	2,0469%	27,53%	2,0469%	27,53%	2,0469%	2,0469%	30	1.876.782,00	38.414,95		1.120.275,91	2.997.057,91
18,09%	0,00%	1-oct-20	31-oct-20	27,14%	2,0208%	27,14%	2,0208%	27,14%	2,0208%	2,0208%	30	1.876.782,00	37.926,17		1.158.202,08	3.034.984,08
17,84%	0,00%	1-nov-20	30-nov-20	26,76%	1,9957%	26,76%	1,9957%	26,76%	1,9957%	1,9957%	30	1.876.782,00	37.454,89		1.195.656,97	3.072.438,97
17,46%	0,00%	1-dic-20	31-dic-20	26,19%	1,9574%	26,19%	1,9574%	26,19%	1,9574%	1,9574%	30	1.876.782,00	36.736,10		1.232.393,07	3.109.175,07
17,32%	0,00%	1-ene-21	31-ene-21	25,98%	1,9432%	25,98%	1,9432%	25,98%	1,9432%	1,9432%	30	1.876.782,00	36.470,53		1.268.863,60	3.145.645,60
17,54%	0,00%	1-feb-21	28-feb-21	26,31%	1,9655%	26,31%	1,9655%	26,31%	1,9655%	1,9655%	30	1.876.782,00	36.887,67		1.305.751,28	3.182.533,28
17,41%	0,00%	1-mar-21	31-mar-21	26,12%	1,9523%	26,12%	1,9523%	26,12%	1,9523%	1,9523%	30	1.876.782,00	36.641,30		1.342.392,58	3.219.174,58
17,31%	0,00%	1-abr-21	30-abr-21	25,97%	1,9422%	25,97%	1,9422%	25,97%	1,9422%	1,9422%	30	1.876.782,00	36.451,55		1.378.844,12	3.255.626,12
17,22%	0,00%	1-may-21	31-may-21	25,83%	1,9331%	25,83%	1,9331%	25,83%	1,9331%	1,9331%	30	1.876.782,00	36.280,59		1.415.124,71	3.291.906,71
17,21%	0,00%	1-jun-21	30-jun-21	25,82%	1,9321%	25,82%	1,9321%	25,82%	1,9321%	1,9321%	30	1.876.782,00	36.261,58		1.451.386,30	3.328.168,30
17,18%	0,00%	1-jul-21	31-jul-21	25,77%	1,9291%	25,77%	1,9291%	25,77%	1,9291%	1,9291%	30	1.876.782,00	36.204,56		1.487.590,85	3.364.372,85
17,24%	0,00%	1-ago-21	31-ago-21	25,86%	1,9352%	25,86%	1,9352%	25,86%	1,9352%	1,9352%	30	1.876.782,00	36.318,60		1.523.909,45	3.400.691,45
17,19%	0,00%	1-sep-21	30-sep-21	25,79%	1,9301%	25,79%	1,9301%	25,79%	1,9301%	1,9301%	30	1.876.782,00	36.223,57		1.560.133,02	3.436.915,02
17,08%	0,00%	1-oct-21	31-oct-21	25,62%	1,9189%	25,62%	1,9189%	25,62%	1,9189%	1,9189%	30	1.876.782,00	36.014,32		1.596.147,34	3.472.929,34
17,27%	0,00%	1-nov-21	30-nov-21	25,91%	1,9382%	25,91%	1,9382%	25,91%	1,9382%	1,9382%	30	1.876.782,00	36.375,59		1.632.522,93	3.509.304,93
17,46%	0,00%	1-dic-21	31-dic-21	26,19%	1,9574%	26,19%	1,9574%	26,19%	1,9574%	1,9574%	30	1.876.782,00	36.736,10		1.669.259,03	3.546.041,03
17,66%	0,00%	1-ene-22	31-ene-22	26,49%	1,9776%	26,49%	1,9776%	26,49%	1,9776%	1,9776%	30	1.876.782,00	37.114,78		1.706.373,81	3.583.155,81
18,30%	0,00%	1-feb-22	28-feb-22	27,45%	2,0418%	27,45%	2,0418%	27,45%	2,0418%	2,0418%	30	1.876.782,00	38.321,06		1.744.694,87	3.621.476,87
18,47%	0,00%	1-mar-22	31-mar-22	27,71%	2,0588%	27,71%	2,0588%	27,71%	2,0588%	2,0588%	30	1.876.782,00	38.640,07		1.783.334,94	3.660.116,94
19,05%	0,00%	1-abr-22	30-abr-22	28,58%	2,1166%	28,58%	2,1166%	28,58%	2,1166%	2,1166%	30	1.876.782,00	39.724,11		1.823.059,05	3.699.841,05
19,71%	0,00%	1-may-22	31-may-22	29,57%	2,1819%	29,57%	2,1819%	29,57%	2,1819%	2,1819%	30	1.876.782,00	40.949,51		1.864.008,56	3.740.790,56
20,40%	0,00%	1-jun-22	30-jun-22	30,60%	2,2497%	30,60%	2,2497%	30,60%	2,2497%	2,2497%	30	1.876.782,00	42.221,47		1.906.230,03	3.783.012,03
21,28%	0,00%	1-jul-22	31-jul-22	31,92%	2,3354%	31,92%	2,3354%	31,92%	2,3354%	2,3354%	30	1.876.782,00	43.830,35		1.950.060,38	3.826.842,38
22,21%	0,00%	1-ago-22	31-ago-22	33,32%	2,4251%	33,32%	2,4251%	33,32%	2,4251%	2,4251%	30	1.876.782,00	45.514,67		1.995.575,05	3.872.357,05
23,50%	0,00%	1-sep-22	30-sep-22	35,25%	2,5482%	35,25%	2,5482%	35,25%	2,5482%	2,5482%	30	1.876.782,00	47.824,44		2.043.399,50	3.920.181,50

24,61%	0,00%	1-oct-22	31-oct-22	36,92%	2,6528%	36,92%	2,6528%	36,92%	2,6528%	2,6528%	30	1.876.782,00	49.787,80	2.093.187,30	3.969.969,30
25,78%	0,00%	1-nov-22	30-nov-22	38,67%	2,7618%	38,67%	2,7618%	38,67%	2,7618%	2,7618%	30	1.876.782,00	51.833,74	2.145.021,03	4.021.803,03
27,64%	0,00%	1-dic-22	31-dic-22	41,46%	2,9326%	41,46%	2,9326%	41,46%	2,9326%	2,9326%	30	1.876.782,00	55.037,89	2.200.058,93	4.076.840,93
28,84%	0,00%	1-ene-23	31-ene-23	43,26%	3,0411%	43,26%	3,0411%	43,26%	3,0411%	3,0411%	30	1.876.782,00	57.074,49	2.257.133,41	4.133.915,41
30,18%	0,00%	1-feb-23	28-feb-23	45,27%	3,1608%	45,27%	3,1608%	45,27%	3,1608%	3,1608%	30	1.876.782,00	59.321,15	2.316.454,56	4.193.236,56
30,84%	0,00%	1-mar-23	31-mar-23	46,26%	3,2192%	46,26%	3,2192%	46,26%	3,2192%	3,2192%	30	1.876.782,00	60.417,26	2.376.871,82	4.253.653,82
31,39%	0,00%	1-abr-23	30-abr-23	47,09%	3,2676%	47,09%	3,2676%	47,09%	3,2676%	3,2676%	30	1.876.782,00	61.325,50	2.438.197,32	4.314.979,32
30,27%	0,00%	1-may-23	31-may-23	45,41%	3,1688%	45,41%	3,1688%	45,41%	3,1688%	3,1688%	30	1.876.782,00	59.471,02	2.497.668,33	4.374.450,33
29,76%	0,00%	1-jun-23	30-jun-23	44,64%	3,1234%	44,64%	3,1234%	44,64%	3,1234%	3,1234%	30	1.876.782,00	58.620,05	2.556.288,39	4.433.070,39
29,36%	0,00%	1-jul-23	31-jul-23	44,04%	3,0877%	44,04%	3,0877%	44,04%	3,0877%	3,0877%	30	1.876.782,00	57.949,74	2.614.238,12	4.491.020,12
28,75%	0,00%	1-ago-23	31-ago-23	43,13%	3,0330%	43,13%	3,0330%	43,13%	3,0330%	3,0330%	30	1.876.782,00	56.922,56	2.671.160,68	4.547.942,68
28,03%	0,00%	1-sep-23	19-sep-23	42,05%	2,9680%	42,05%	2,9680%	42,05%	2,9680%	2,9680%	19	1.876.782,00	35.278,17	2.706.438,86	4.583.220,86
										S U B T O T A L		2.706.438,86	0,00	2.706.438,86	4.583.220,86

TOTAL INTERESES	→	\$	2.706.438,86
CAPITAL	→	\$	1.876.782,00
TOTAL: INTERESES MORA+CAPITAL	→	\$	4.583.220,86
INTERESES CORRIENTES		\$	1.395.722,00
AGENCIAS EN DERECHO			
TOTAL			5.978.943

CAPITAL \$1.896.406,00

INT.DE PLAZO O SANC. 20% \$0,00

Tasa anual pactada o pedida en la demanda

maxima legal

Tasa mensual pactada o pedida en la demanda

0,00%

Table with columns: TASA EF. ANUAL, VIGENCIA, INT.MORATORIO, LIMITE USURA, T. PACTADA o PEDIDA, TASA APLICADA, LIQ. CREDITO, VALOR INTERESES, ABONOS, SALDO INTERESES, SALDO ADEUDADO. Rows show monthly lease payment details from 2018 to 2022.

24,61%	0,00%	1-oct-22	31-oct-22	36,92%	2,6528%	36,92%	2,6528%	36,92%	2,6528%	2,6528%	30	1.896.406,00	50.308,39	2.072.614,17	3.969.020,17
25,78%	0,00%	1-nov-22	30-nov-22	38,67%	2,7618%	38,67%	2,7618%	38,67%	2,7618%	2,7618%	30	1.896.406,00	52.375,72	2.124.989,89	4.021.395,89
27,64%	0,00%	1-dic-22	31-dic-22	41,46%	2,9326%	41,46%	2,9326%	41,46%	2,9326%	2,9326%	30	1.896.406,00	55.613,38	2.180.603,27	4.077.009,27
28,84%	0,00%	1-ene-23	31-ene-23	43,26%	3,0411%	43,26%	3,0411%	43,26%	3,0411%	3,0411%	30	1.896.406,00	57.671,27	2.238.274,54	4.134.680,54
30,18%	0,00%	1-feb-23	28-feb-23	45,27%	3,1608%	45,27%	3,1608%	45,27%	3,1608%	3,1608%	30	1.896.406,00	59.941,42	2.298.215,96	4.194.621,96
30,84%	0,00%	1-mar-23	31-mar-23	46,26%	3,2192%	46,26%	3,2192%	46,26%	3,2192%	3,2192%	30	1.896.406,00	61.048,99	2.359.264,95	4.255.670,95
31,39%	0,00%	1-abr-23	30-abr-23	47,09%	3,2676%	47,09%	3,2676%	47,09%	3,2676%	3,2676%	30	1.896.406,00	61.966,73	2.421.231,68	4.317.637,68
30,27%	0,00%	1-may-23	31-may-23	45,41%	3,1688%	45,41%	3,1688%	45,41%	3,1688%	3,1688%	30	1.896.406,00	60.092,86	2.481.324,54	4.377.730,54
29,76%	0,00%	1-jun-23	30-jun-23	44,64%	3,1234%	44,64%	3,1234%	44,64%	3,1234%	3,1234%	30	1.896.406,00	59.233,00	2.540.557,54	4.436.963,54
29,36%	0,00%	1-jul-23	31-jul-23	44,04%	3,0877%	44,04%	3,0877%	44,04%	3,0877%	3,0877%	30	1.896.406,00	58.555,67	2.599.113,21	4.495.519,21
28,75%	0,00%	1-ago-23	31-ago-23	43,13%	3,0330%	43,13%	3,0330%	43,13%	3,0330%	3,0330%	30	1.896.406,00	57.517,75	2.656.630,96	4.553.036,96
28,03%	0,00%	1-sep-23	19-sep-23	42,05%	2,9680%	42,05%	2,9680%	42,05%	2,9680%	2,9680%	19	1.896.406,00	35.647,05	2.692.278,01	4.588.684,01
S U B T O T A L											2.692.278,01	0,00	2.692.278,01	4.588.684,01	

TOTAL INTERESES	→	\$	2.692.278,01
CAPITAL	→	\$	1.896.406,00
TOTAL: INTERESES MORA+CAPITAL	→	\$	4.588.684,01
INTERESES CORRIENTES		\$	1.376.098,00
AGENCIAS EN DERECHO			
TOTAL			5.964.782

27,64%	0,00%	1-dic-22	31-dic-22	41,46%	2,9326%	41,46%	2,9326%	41,46%	2,9326%	2,9326%	30	1.916.236,00	56.194,91	2.160.959,84	4.077.195,84	
28,84%	0,00%	1-ene-23	31-ene-23	43,26%	3,0411%	43,26%	3,0411%	43,26%	3,0411%	3,0411%	30	1.916.236,00	58.274,32	2.219.234,16	4.135.470,16	
30,18%	0,00%	1-feb-23	28-feb-23	45,27%	3,1608%	45,27%	3,1608%	45,27%	3,1608%	3,1608%	30	1.916.236,00	60.568,21	2.279.802,37	4.196.038,37	
30,84%	0,00%	1-mar-23	31-mar-23	46,26%	3,2192%	46,26%	3,2192%	46,26%	3,2192%	3,2192%	30	1.916.236,00	61.687,36	2.341.489,72	4.257.725,72	
31,39%	0,00%	1-abr-23	30-abr-23	47,09%	3,2676%	47,09%	3,2676%	47,09%	3,2676%	3,2676%	30	1.916.236,00	62.614,69	2.404.104,42	4.320.340,42	
30,27%	0,00%	1-may-23	31-may-23	45,41%	3,1688%	45,41%	3,1688%	45,41%	3,1688%	3,1688%	30	1.916.236,00	60.721,23	2.464.825,64	4.381.061,64	
29,76%	0,00%	1-jun-23	30-jun-23	44,64%	3,1234%	44,64%	3,1234%	44,64%	3,1234%	3,1234%	30	1.916.236,00	59.852,37	2.524.678,02	4.440.914,02	
29,36%	0,00%	1-jul-23	31-jul-23	44,04%	3,0877%	44,04%	3,0877%	44,04%	3,0877%	3,0877%	30	1.916.236,00	59.167,96	2.583.845,98	4.500.081,98	
28,75%	0,00%	1-ago-23	31-ago-23	43,13%	3,0330%	43,13%	3,0330%	43,13%	3,0330%	3,0330%	30	1.916.236,00	58.119,19	2.641.965,17	4.558.201,17	
28,03%	0,00%	1-sep-23	19-sep-23	42,05%	2,9680%	42,05%	2,9680%	42,05%	2,9680%	2,9680%	19	1.916.236,00	36.019,80	2.677.984,97	4.594.220,97	
										SUBTOTAL			2.677.984,97	0,00	2.677.984,97	4.594.220,97

TOTAL INTERESES	→	\$	2.677.984,97
CAPITAL	→	\$	1.916.236,00
TOTAL: INTERESES MORA+CAPITAL	→	\$	4.594.220,97
INTERESES CORRIENTES		\$	1.356.268,00
AGENCIAS EN DERECHO			
TOTAL			5.950.489

27,64%	0,00%	1-dic-22	31-dic-22	41,46%	2,9326%	41,46%	2,9326%	41,46%	2,9326%	2,9326%	30	1.936.273,00	56.782,51	2.140.858,33	4.077.131,33
28,84%	0,00%	1-ene-23	31-ene-23	43,26%	3,0411%	43,26%	3,0411%	43,26%	3,0411%	3,0411%	30	1.936.273,00	58.883,66	2.199.741,99	4.136.014,99
30,18%	0,00%	1-feb-23	28-feb-23	45,27%	3,1608%	45,27%	3,1608%	45,27%	3,1608%	3,1608%	30	1.936.273,00	61.201,53	2.260.943,52	4.197.216,52
30,84%	0,00%	1-mar-23	31-mar-23	46,26%	3,2192%	46,26%	3,2192%	46,26%	3,2192%	3,2192%	30	1.936.273,00	62.332,39	2.323.275,91	4.259.548,91
31,39%	0,00%	1-abr-23	30-abr-23	47,09%	3,2676%	47,09%	3,2676%	47,09%	3,2676%	3,2676%	30	1.936.273,00	63.269,42	2.386.545,32	4.322.818,32
30,27%	0,00%	1-may-23	31-may-23	45,41%	3,1688%	45,41%	3,1688%	45,41%	3,1688%	3,1688%	30	1.936.273,00	61.356,16	2.447.901,48	4.384.174,48
29,76%	0,00%	1-jun-23	30-jun-23	44,64%	3,1234%	44,64%	3,1234%	44,64%	3,1234%	3,1234%	30	1.936.273,00	60.478,21	2.508.379,69	4.444.652,69
29,36%	0,00%	1-jul-23	31-jul-23	44,04%	3,0877%	44,04%	3,0877%	44,04%	3,0877%	3,0877%	30	1.936.273,00	59.786,65	2.568.166,34	4.504.439,34
28,75%	0,00%	1-ago-23	31-ago-23	43,13%	3,0330%	43,13%	3,0330%	43,13%	3,0330%	3,0330%	30	1.936.273,00	58.726,91	2.626.893,26	4.563.166,26
28,03%	0,00%	1-sep-23	19-sep-23	42,05%	2,9680%	42,05%	2,9680%	42,05%	2,9680%	2,9680%	19	1.936.273,00	36.396,44	2.663.289,69	4.599.562,69
										SUBTOTAL			2.663.289,69	0,00	4.599.562,69

TOTAL INTERESES	→	\$	2.663.289,69
CAPITAL	→	\$	1.936.273,00
TOTAL: INTERESES MORA+CAPITAL	→	\$	4.599.562,69
INTERESES CORRIENTES		\$	1.336.231,00
AGENCIAS EN DERECHO			
TOTAL			5.935.794

30,18%	0,00%	1-feb-23	28-feb-23	45,27%	3,1608%	45,27%	3,1608%	45,27%	3,1608%	3,1608%	30	1.956.520,00	61.841,50	2.241.686,72	4.198.206,72
30,84%	0,00%	1-mar-23	31-mar-23	46,26%	3,2192%	46,26%	3,2192%	46,26%	3,2192%	3,2192%	30	1.956.520,00	62.984,18	2.304.670,90	4.261.190,90
31,39%	0,00%	1-abr-23	30-abr-23	47,09%	3,2676%	47,09%	3,2676%	47,09%	3,2676%	3,2676%	30	1.956.520,00	63.931,01	2.368.601,90	4.325.121,90
30,27%	0,00%	1-may-23	31-may-23	45,41%	3,1688%	45,41%	3,1688%	45,41%	3,1688%	3,1688%	30	1.956.520,00	61.997,74	2.430.599,64	4.387.119,64
29,76%	0,00%	1-jun-23	30-jun-23	44,64%	3,1234%	44,64%	3,1234%	44,64%	3,1234%	3,1234%	30	1.956.520,00	61.110,62	2.491.710,26	4.448.230,26
29,36%	0,00%	1-jul-23	31-jul-23	44,04%	3,0877%	44,04%	3,0877%	44,04%	3,0877%	3,0877%	30	1.956.520,00	60.411,82	2.552.122,08	4.508.642,08
28,75%	0,00%	1-ago-23	31-ago-23	43,13%	3,0330%	43,13%	3,0330%	43,13%	3,0330%	3,0330%	30	1.956.520,00	59.341,00	2.611.463,08	4.567.983,08
28,03%	0,00%	1-sep-23	19-sep-23	42,05%	2,9680%	42,05%	2,9680%	42,05%	2,9680%	2,9680%	19	1.956.520,00	36.777,02	2.648.240,10	4.604.760,10
SUBTOTAL												2.648.240,10	0,00	2.648.240,10	4.604.760,10

TOTAL INTERESES	→	\$	2.648.240,10
CAPITAL	→	\$	1.956.520,00
TOTAL: INTERESES MORA+CAPITAL	→	\$	4.604.760,10
INTERESES CORRIENTES		\$	1.315.984,00
AGENCIAS EN DERECHO			
TOTAL			5.920.744

30,84%	0,00%	1-mar-23	31-mar-23	46,26%	3,2192%	46,26%	3,2192%	46,26%	3,2192%	3,2192%	30	1.976.979,00	63.642,79	2.285.767,34	4.262.746,34
31,39%	0,00%	1-abr-23	30-abr-23	47,09%	3,2676%	47,09%	3,2676%	47,09%	3,2676%	3,2676%	30	1.976.979,00	64.599,52	2.350.366,86	4.327.345,86
30,27%	0,00%	1-may-23	31-may-23	45,41%	3,1688%	45,41%	3,1688%	45,41%	3,1688%	3,1688%	30	1.976.979,00	62.646,04	2.413.012,90	4.389.991,90
29,76%	0,00%	1-jun-23	30-jun-23	44,64%	3,1234%	44,64%	3,1234%	44,64%	3,1234%	3,1234%	30	1.976.979,00	61.749,64	2.474.762,54	4.451.741,54
29,36%	0,00%	1-jul-23	31-jul-23	44,04%	3,0877%	44,04%	3,0877%	44,04%	3,0877%	3,0877%	30	1.976.979,00	61.043,54	2.535.806,08	4.512.785,08
28,75%	0,00%	1-ago-23	31-ago-23	43,13%	3,0330%	43,13%	3,0330%	43,13%	3,0330%	3,0330%	30	1.976.979,00	59.961,52	2.595.767,60	4.572.746,60
28,03%	0,00%	1-sep-23	19-sep-23	42,05%	2,9680%	42,05%	2,9680%	42,05%	2,9680%	2,9680%	19	1.976.979,00	37.161,59	2.632.929,19	4.609.908,19
SUBTOTAL											2.632.929,19	0,00	2.632.929,19	4.609.908,19	

TOTAL INTERESES	→	\$	2.632.929,19
CAPITAL	→	\$	1.976.979,00
TOTAL: INTERESES MORA+CAPITAL	→	\$	4.609.908,19
INTERESES CORRIENTES		\$	1.295.525,00
AGENCIAS EN DERECHO			
TOTAL			5.905.433

CAPITAL \$1.997.651,00

INT.DE PLAZO O SANC. 20% \$0,00

Tasa anual pactada o pedida en la demanda

maxima legal

Tasa mensual pactada o pedida en la demanda

0,00%

TASA EF. ANUAL		VIGENCIA		INT.MORATORIO		LIMITE USURA		T. PACTADA ó PEDIDA		TASA	LIQ. CREDITO	VALOR INTERESES	ABONOS	SALDO INTERESES	SALDO ADEUDADO
B/RIO.CTE	RED. OR.	DESDE	HASTA	EF.ANUAL	NOM.MEN	EF.ANUAL	NOM.MEN	EF. ANUAL	NOM.MEN	APLICADA					
19,63%	0,00%			29,45%	2,1740%	29,45%	2,1740%	29,45%	2,1740%	2,1740%	0	1.997.651,00		0,00	1.997.651,00
19,49%	0,00%	29-nov-18	30-nov-18	29,24%	2,1602%	29,24%	2,1602%	29,24%	2,1602%	2,1602%	2	1.997.651,00	2.876,87	2.876,87	2.000.527,87
19,40%	0,00%	1-dic-18	31-dic-18	29,10%	2,1513%	29,10%	2,1513%	29,10%	2,1513%	2,1513%	30	1.997.651,00	42.975,26	45.852,12	2.043.503,12
19,16%	0,00%	1-ene-19	31-ene-19	28,74%	2,1275%	28,74%	2,1275%	28,74%	2,1275%	2,1275%	30	1.997.651,00	42.500,45	88.352,58	2.086.003,58
19,70%	0,00%	1-feb-19	28-feb-19	29,55%	2,1809%	29,55%	2,1809%	29,55%	2,1809%	2,1809%	30	1.997.651,00	43.567,06	131.919,64	2.129.570,64
19,37%	0,00%	1-mar-19	31-mar-19	29,06%	2,1483%	29,06%	2,1483%	29,06%	2,1483%	2,1483%	30	1.997.651,00	42.915,97	174.835,61	2.172.486,61
19,32%	0,00%	1-abr-19	30-abr-19	28,98%	2,1434%	28,98%	2,1434%	28,98%	2,1434%	2,1434%	30	1.997.651,00	42.817,12	217.652,73	2.215.303,73
19,34%	0,00%	1-may-19	31-may-19	29,01%	2,1454%	29,01%	2,1454%	29,01%	2,1454%	2,1454%	30	1.997.651,00	42.856,67	260.509,40	2.258.160,40
19,30%	0,00%	1-jun-19	30-jun-19	28,95%	2,1414%	28,95%	2,1414%	28,95%	2,1414%	2,1414%	30	1.997.651,00	42.777,57	303.286,97	2.300.937,97
19,28%	0,00%	1-jul-19	31-jul-19	28,92%	2,1394%	28,92%	2,1394%	28,92%	2,1394%	2,1394%	30	1.997.651,00	42.738,01	346.024,98	2.343.675,98
19,28%	0,00%	1-ago-19	31-ago-19	28,92%	2,1394%	28,92%	2,1394%	28,92%	2,1394%	2,1394%	30	1.997.651,00	42.738,01	388.762,99	2.386.413,99
19,32%	0,00%	1-sep-19	30-sep-19	28,98%	2,1434%	28,98%	2,1434%	28,98%	2,1434%	2,1434%	30	1.997.651,00	42.817,12	431.580,11	2.429.231,11
19,10%	0,00%	1-oct-19	31-oct-19	28,65%	2,1216%	28,65%	2,1216%	28,65%	2,1216%	2,1216%	30	1.997.651,00	42.381,56	473.961,67	2.471.612,67
19,03%	0,00%	1-nov-19	30-nov-19	28,55%	2,1146%	28,55%	2,1146%	28,55%	2,1146%	2,1146%	30	1.997.651,00	42.242,76	516.204,43	2.513.855,43
18,91%	0,00%	1-dic-19	31-dic-19	28,37%	2,1027%	28,37%	2,1027%	28,37%	2,1027%	2,1027%	30	1.997.651,00	42.004,57	558.209,00	2.555.860,00
18,77%	0,00%	1-ene-20	31-ene-20	28,16%	2,0888%	28,16%	2,0888%	28,16%	2,0888%	2,0888%	30	1.997.651,00	41.726,30	599.935,30	2.597.586,30
19,06%	0,00%	1-feb-20	29-feb-20	28,59%	2,1176%	28,59%	2,1176%	28,59%	2,1176%	2,1176%	30	1.997.651,00	42.302,26	642.237,56	2.639.888,56
18,95%	0,00%	1-mar-20	31-mar-20	28,43%	2,1067%	28,43%	2,1067%	28,43%	2,1067%	2,1067%	30	1.997.651,00	42.084,00	684.321,56	2.681.972,56
18,69%	0,00%	1-abr-20	30-abr-20	28,04%	2,0808%	28,04%	2,0808%	28,04%	2,0808%	2,0808%	30	1.997.651,00	41.567,09	725.888,65	2.723.539,65
18,19%	0,00%	1-may-20	31-may-20	27,29%	2,0308%	27,29%	2,0308%	27,29%	2,0308%	2,0308%	30	1.997.651,00	40.568,97	766.457,62	2.764.108,62
18,12%	0,00%	1-jun-20	30-jun-20	27,18%	2,0238%	27,18%	2,0238%	27,18%	2,0238%	2,0238%	30	1.997.651,00	40.428,80	806.886,43	2.804.537,43
18,12%	0,00%	1-jul-20	31-jul-20	27,18%	2,0238%	27,18%	2,0238%	27,18%	2,0238%	2,0238%	30	1.997.651,00	40.428,80	847.315,23	2.844.966,23
18,29%	0,00%	1-ago-20	31-ago-20	27,44%	2,0408%	27,44%	2,0408%	27,44%	2,0408%	2,0408%	30	1.997.651,00	40.769,03	888.084,26	2.885.735,26
18,35%	0,00%	1-sep-20	30-sep-20	27,53%	2,0469%	27,53%	2,0469%	27,53%	2,0469%	2,0469%	30	1.997.651,00	40.888,96	928.973,21	2.926.624,21
18,09%	0,00%	1-oct-20	31-oct-20	27,14%	2,0208%	27,14%	2,0208%	27,14%	2,0208%	2,0208%	30	1.997.651,00	40.368,70	969.341,91	2.966.992,91
17,84%	0,00%	1-nov-20	30-nov-20	26,76%	1,9957%	26,76%	1,9957%	26,76%	1,9957%	1,9957%	30	1.997.651,00	39.867,07	1.009.208,99	3.006.859,99
17,46%	0,00%	1-dic-20	31-dic-20	26,19%	1,9574%	26,19%	1,9574%	26,19%	1,9574%	1,9574%	30	1.997.651,00	39.101,99	1.048.310,97	3.045.961,97
17,32%	0,00%	1-ene-21	31-ene-21	25,98%	1,9432%	25,98%	1,9432%	25,98%	1,9432%	1,9432%	30	1.997.651,00	38.819,32	1.087.130,29	3.084.781,29
17,54%	0,00%	1-feb-21	28-feb-21	26,31%	1,9655%	26,31%	1,9655%	26,31%	1,9655%	1,9655%	30	1.997.651,00	39.263,32	1.126.393,61	3.124.044,61
17,41%	0,00%	1-mar-21	31-mar-21	26,12%	1,9523%	26,12%	1,9523%	26,12%	1,9523%	1,9523%	30	1.997.651,00	39.001,08	1.165.394,69	3.163.045,69
17,31%	0,00%	1-abr-21	30-abr-21	25,97%	1,9422%	25,97%	1,9422%	25,97%	1,9422%	1,9422%	30	1.997.651,00	38.799,11	1.204.193,80	3.201.844,80
17,22%	0,00%	1-may-21	31-may-21	25,83%	1,9331%	25,83%	1,9331%	25,83%	1,9331%	1,9331%	30	1.997.651,00	38.617,14	1.242.810,94	3.240.461,94
17,21%	0,00%	1-jun-21	30-jun-21	25,82%	1,9321%	25,82%	1,9321%	25,82%	1,9321%	1,9321%	30	1.997.651,00	38.596,91	1.281.407,86	3.279.058,86
17,18%	0,00%	1-jul-21	31-jul-21	25,77%	1,9291%	25,77%	1,9291%	25,77%	1,9291%	1,9291%	30	1.997.651,00	38.536,21	1.319.944,07	3.317.595,07
17,24%	0,00%	1-ago-21	31-ago-21	25,86%	1,9352%	25,86%	1,9352%	25,86%	1,9352%	1,9352%	30	1.997.651,00	38.657,59	1.358.601,66	3.356.252,66
17,19%	0,00%	1-sep-21	30-sep-21	25,79%	1,9301%	25,79%	1,9301%	25,79%	1,9301%	1,9301%	30	1.997.651,00	38.556,45	1.397.158,11	3.394.809,11
17,08%	0,00%	1-oct-21	31-oct-21	25,62%	1,9189%	25,62%	1,9189%	25,62%	1,9189%	1,9189%	30	1.997.651,00	38.333,73	1.435.491,84	3.433.142,84
17,27%	0,00%	1-nov-21	30-nov-21	25,91%	1,9382%	25,91%	1,9382%	25,91%	1,9382%	1,9382%	30	1.997.651,00	38.718,26	1.474.210,09	3.471.861,09
17,46%	0,00%	1-dic-21	31-dic-21	26,19%	1,9574%	26,19%	1,9574%	26,19%	1,9574%	1,9574%	30	1.997.651,00	39.101,99	1.513.312,08	3.510.963,08
17,66%	0,00%	1-ene-22	31-ene-22	26,49%	1,9776%	26,49%	1,9776%	26,49%	1,9776%	1,9776%	30	1.997.651,00	39.505,06	1.552.817,14	3.550.468,14
18,30%	0,00%	1-feb-22	28-feb-22	27,45%	2,0418%	27,45%	2,0418%	27,45%	2,0418%	2,0418%	30	1.997.651,00	40.789,02	1.593.606,16	3.591.257,16
18,47%	0,00%	1-mar-22	31-mar-22	27,71%	2,0588%	27,71%	2,0588%	27,71%	2,0588%	2,0588%	30	1.997.651,00	41.128,58	1.634.734,74	3.632.385,74
19,05%	0,00%	1-abr-22	30-abr-22	28,58%	2,1166%	28,58%	2,1166%	28,58%	2,1166%	2,1166%	30	1.997.651,00	42.282,43	1.677.017,17	3.674.668,17
19,71%	0,00%	1-may-22	31-may-22	29,57%	2,1819%	29,57%	2,1819%	29,57%	2,1819%	2,1819%	30	1.997.651,00	43.586,75	1.720.603,92	3.718.254,92
20,40%	0,00%	1-jun-22	30-jun-22	30,60%	2,2497%	30,60%	2,2497%	30,60%	2,2497%	2,2497%	30	1.997.651,00	44.940,63	1.765.544,55	3.763.195,55
21,28%	0,00%	1-jul-22	31-jul-22	31,92%	2,3354%	31,92%	2,3354%	31,92%	2,3354%	2,3354%	30	1.997.651,00	46.653,12	1.812.197,67	3.809.848,67
22,21%	0,00%	1-ago-22	31-ago-22	33,32%	2,4251%	33,32%	2,4251%	33,32%	2,4251%	2,4251%	30	1.997.651,00	48.445,92	1.860.643,59	3.858.294,59
23,50%	0,00%	1-sep-22	30-sep-22	35,25%	2,5482%	35,25%	2,5482%	35,25%	2,5482%	2,5482%	30	1.997.651,00	50.904,45	1.911.548,04	3.909.199,04
24,61%	0,00%	1-oct-22	31-oct-22	36,92%	2,6528%	36,92%	2,6528%	36,92%	2,6528%	2,6528%	30	1.997.651,00	52.994,25	1.964.542,29	3.962.193,29
25,78%	0,00%	1-nov-22	30-nov-22	38,67%	2,7618%	38,67%	2,7618%	38,67%	2,7618%	2,7618%	30	1.997.651,00	55.171,95	2.019.714,24	4.017.365,24
27,64%	0,00%	1-dic-22	31-dic-22	41,46%	2,9326%	41,46%	2,9326%	41,46%	2,9326%	2,9326%	30	1.997.651,00	58.582,46	2.078.296,69	4.075.947,69
28,84%	0,00%	1-ene-23	31-ene-23	43,26%	3,0411%	43,26%	3,0411%	43,26%	3,0411%	3,0411%	30	1.997.651,00	60.750,21	2.139.046,91	4.136.697,91
30,18%	0,00%	1-feb-23	28-feb-23	45,27%	3,1608%	45,27%	3,1608%	45,27%	3,1608%	3,1608%	30	1.997.651,00	63.141,56	2.202.188,47	4.199.839,47

30,84%	0,00%	1-mar-23	31-mar-23	46,26%	3,2192%	46,26%	3,2192%	46,26%	3,2192%	3,2192%	30	1.997.651,00	64.308,26		2.266.496,73	4.264.147,73
31,39%	0,00%	1-abr-23	30-abr-23	47,09%	3,2676%	47,09%	3,2676%	47,09%	3,2676%	3,2676%	30	1.997.651,00	65.275,00		2.331.771,73	4.329.422,73
30,27%	0,00%	1-may-23	31-may-23	45,41%	3,1688%	45,41%	3,1688%	45,41%	3,1688%	3,1688%	30	1.997.651,00	63.301,09		2.395.072,82	4.392.723,82
29,76%	0,00%	1-jun-23	30-jun-23	44,64%	3,1234%	44,64%	3,1234%	44,64%	3,1234%	3,1234%	30	1.997.651,00	62.395,32		2.457.468,14	4.455.119,14
29,36%	0,00%	1-jul-23	31-jul-23	44,04%	3,0877%	44,04%	3,0877%	44,04%	3,0877%	3,0877%	30	1.997.651,00	61.681,83		2.519.149,97	4.516.800,97
28,75%	0,00%	1-ago-23	31-ago-23	43,13%	3,0330%	43,13%	3,0330%	43,13%	3,0330%	3,0330%	30	1.997.651,00	60.588,50		2.579.738,47	4.577.389,47
28,03%	0,00%	1-sep-23	19-sep-23	42,05%	2,9680%	42,05%	2,9680%	42,05%	2,9680%	2,9680%	19	1.997.651,00	37.550,17		2.617.288,63	4.614.939,63
SUBTOTAL												2.617.288,63	0,00	2.617.288,63	4.614.939,63	

TOTAL INTERESES	→	\$	2.617.288,63
CAPITAL	→	\$	1.997.651,00
TOTAL: INTERESES MORA+CAPITAL	→	\$	4.614.939,63
INTERESES CORRIENTES		\$	1.274.853,00
AGENCIAS EN DERECHO			
TOTAL			5.889.793

CAPITAL **\$2.018.540,00**INT.DE PLAZO O SANC. 20% **\$0,00**Tasa **anual** pactada o pedida en la demanda →

maxima legal

Tasa **mensual** pactada o pedida en la demanda →

0,00%

TASA EF. ANUAL		VIGENCIA		INT.MORATORIO		LIMITE USURA		T. PACTADA ó PEDIDA		TASA	LIQ. CREDITO	VALOR INTERESES	ABONOS	SALDO INTERESES	SALDO ADEUDADO
B/RIO.CTE	RED. OR.	DESDE	HASTA	EF.ANUAL	NOM.MEN	EF.ANUAL	NOM. MEN	EF. ANUAL	NOM.MEN	APLICADA					
														0,00	2.018.540,00
19,40%	0,00%	28-dic-18	31-dic-18	29,10%	2,1513%	29,10%	2,1513%	29,10%	2,1513%	2,1513%	3	2.018.540,00	4.342,46	4.342,46	2.022.882,46
19,16%	0,00%	1-ene-19	31-ene-19	28,74%	2,1275%	28,74%	2,1275%	28,74%	2,1275%	2,1275%	30	2.018.540,00	42.944,87	47.287,34	2.065.827,34
19,70%	0,00%	1-feb-19	28-feb-19	29,55%	2,1809%	29,55%	2,1809%	29,55%	2,1809%	2,1809%	30	2.018.540,00	44.022,63	91.309,96	2.109.849,96
19,37%	0,00%	1-mar-19	31-mar-19	29,06%	2,1483%	29,06%	2,1483%	29,06%	2,1483%	2,1483%	30	2.018.540,00	43.364,74	134.674,70	2.153.214,70
19,32%	0,00%	1-abr-19	30-abr-19	28,98%	2,1434%	28,98%	2,1434%	28,98%	2,1434%	2,1434%	30	2.018.540,00	43.264,85	177.939,55	2.196.479,55
19,34%	0,00%	1-may-19	31-may-19	29,01%	2,1454%	29,01%	2,1454%	29,01%	2,1454%	2,1454%	30	2.018.540,00	43.304,81	221.244,37	2.239.784,37
19,30%	0,00%	1-jun-19	30-jun-19	28,95%	2,1414%	28,95%	2,1414%	28,95%	2,1414%	2,1414%	30	2.018.540,00	43.224,89	264.469,25	2.283.009,25
19,28%	0,00%	1-jul-19	31-jul-19	28,92%	2,1394%	28,92%	2,1394%	28,92%	2,1394%	2,1394%	30	2.018.540,00	43.184,91	307.654,16	2.326.194,16
19,28%	0,00%	1-ago-19	31-ago-19	28,92%	2,1394%	28,92%	2,1394%	28,92%	2,1394%	2,1394%	30	2.018.540,00	43.184,91	350.839,07	2.369.379,07
19,32%	0,00%	1-sep-19	30-sep-19	28,98%	2,1434%	28,98%	2,1434%	28,98%	2,1434%	2,1434%	30	2.018.540,00	43.264,85	394.103,93	2.412.643,93
19,10%	0,00%	1-oct-19	31-oct-19	28,65%	2,1216%	28,65%	2,1216%	28,65%	2,1216%	2,1216%	30	2.018.540,00	42.824,74	436.928,66	2.455.468,66
19,03%	0,00%	1-nov-19	30-nov-19	28,55%	2,1146%	28,55%	2,1146%	28,55%	2,1146%	2,1146%	30	2.018.540,00	42.684,48	479.613,15	2.498.153,15
18,91%	0,00%	1-dic-19	31-dic-19	28,37%	2,1027%	28,37%	2,1027%	28,37%	2,1027%	2,1027%	30	2.018.540,00	42.443,80	522.056,95	2.540.596,95
18,77%	0,00%	1-ene-20	31-ene-20	28,16%	2,0888%	28,16%	2,0888%	28,16%	2,0888%	2,0888%	30	2.018.540,00	42.162,62	564.219,57	2.582.759,57
19,06%	0,00%	1-feb-20	29-feb-20	28,59%	2,1176%	28,59%	2,1176%	28,59%	2,1176%	2,1176%	30	2.018.540,00	42.744,60	606.964,17	2.625.504,17
18,95%	0,00%	1-mar-20	31-mar-20	28,43%	2,1067%	28,43%	2,1067%	28,43%	2,1067%	2,1067%	30	2.018.540,00	42.524,06	649.488,24	2.668.028,24
18,69%	0,00%	1-abr-20	30-abr-20	28,04%	2,0808%	28,04%	2,0808%	28,04%	2,0808%	2,0808%	30	2.018.540,00	42.001,75	691.489,99	2.710.029,99
18,19%	0,00%	1-may-20	31-may-20	27,29%	2,0308%	27,29%	2,0308%	27,29%	2,0308%	2,0308%	30	2.018.540,00	40.993,19	732.483,18	2.751.023,18
18,12%	0,00%	1-jun-20	30-jun-20	27,18%	2,0238%	27,18%	2,0238%	27,18%	2,0238%	2,0238%	30	2.018.540,00	40.851,56	773.334,74	2.791.874,74
18,12%	0,00%	1-jul-20	31-jul-20	27,18%	2,0238%	27,18%	2,0238%	27,18%	2,0238%	2,0238%	30	2.018.540,00	40.851,56	814.186,30	2.832.726,30
18,29%	0,00%	1-ago-20	31-ago-20	27,44%	2,0408%	27,44%	2,0408%	27,44%	2,0408%	2,0408%	30	2.018.540,00	41.195,34	855.381,64	2.873.921,64
18,35%	0,00%	1-sep-20	30-sep-20	27,53%	2,0469%	27,53%	2,0469%	27,53%	2,0469%	2,0469%	30	2.018.540,00	41.316,52	896.698,16	2.915.238,16
18,09%	0,00%	1-oct-20	31-oct-20	27,14%	2,0208%	27,14%	2,0208%	27,14%	2,0208%	2,0208%	30	2.018.540,00	40.790,83	937.488,98	2.956.028,98
17,84%	0,00%	1-nov-20	30-nov-20	26,76%	1,9957%	26,76%	1,9957%	26,76%	1,9957%	1,9957%	30	2.018.540,00	40.283,95	977.772,94	2.996.312,94
17,46%	0,00%	1-dic-20	31-dic-20	26,19%	1,9574%	26,19%	1,9574%	26,19%	1,9574%	1,9574%	30	2.018.540,00	39.510,87	1.017.283,81	3.035.823,81
17,32%	0,00%	1-ene-21	31-ene-21	25,98%	1,9432%	25,98%	1,9432%	25,98%	1,9432%	1,9432%	30	2.018.540,00	39.225,24	1.056.509,05	3.075.049,05
17,54%	0,00%	1-feb-21	28-feb-21	26,31%	1,9655%	26,31%	1,9655%	26,31%	1,9655%	1,9655%	30	2.018.540,00	39.673,89	1.096.182,94	3.114.722,94
17,41%	0,00%	1-mar-21	31-mar-21	26,12%	1,9523%	26,12%	1,9523%	26,12%	1,9523%	1,9523%	30	2.018.540,00	39.408,91	1.135.591,85	3.154.131,85
17,31%	0,00%	1-abr-21	30-abr-21	25,97%	1,9422%	25,97%	1,9422%	25,97%	1,9422%	1,9422%	30	2.018.540,00	39.204,82	1.174.796,67	3.193.336,67
17,22%	0,00%	1-may-21	31-may-21	25,83%	1,9331%	25,83%	1,9331%	25,83%	1,9331%	1,9331%	30	2.018.540,00	39.020,95	1.213.817,62	3.232.357,62
17,21%	0,00%	1-jun-21	30-jun-21	25,82%	1,9321%	25,82%	1,9321%	25,82%	1,9321%	1,9321%	30	2.018.540,00	39.000,51	1.252.818,13	3.271.358,13
17,18%	0,00%	1-jul-21	31-jul-21	25,77%	1,9291%	25,77%	1,9291%	25,77%	1,9291%	1,9291%	30	2.018.540,00	38.939,18	1.291.757,31	3.310.297,31
17,24%	0,00%	1-ago-21	31-ago-21	25,86%	1,9352%	25,86%	1,9352%	25,86%	1,9352%	1,9352%	30	2.018.540,00	39.061,83	1.330.819,14	3.349.359,14
17,19%	0,00%	1-sep-21	30-sep-21	25,79%	1,9301%	25,79%	1,9301%	25,79%	1,9301%	1,9301%	30	2.018.540,00	38.959,62	1.369.778,76	3.388.318,76
17,08%	0,00%	1-oct-21	31-oct-21	25,62%	1,9189%	25,62%	1,9189%	25,62%	1,9189%	1,9189%	30	2.018.540,00	38.734,58	1.408.513,34	3.427.053,34
17,27%	0,00%	1-nov-21	30-nov-21	25,91%	1,9382%	25,91%	1,9382%	25,91%	1,9382%	1,9382%	30	2.018.540,00	39.123,12	1.447.636,46	3.466.176,46
17,46%	0,00%	1-dic-21	31-dic-21	26,19%	1,9574%	26,19%	1,9574%	26,19%	1,9574%	1,9574%	30	2.018.540,00	39.510,87	1.487.147,33	3.505.687,33
17,66%	0,00%	1-ene-22	31-ene-22	26,49%	1,9776%	26,49%	1,9776%	26,49%	1,9776%	1,9776%	30	2.018.540,00	39.918,15	1.527.065,48	3.545.605,48
18,30%	0,00%	1-feb-22	28-feb-22	27,45%	2,0418%	27,45%	2,0418%	27,45%	2,0418%	2,0418%	30	2.018.540,00	41.215,54	1.568.281,03	3.586.821,03
18,47%	0,00%	1-mar-22	31-mar-22	27,71%	2,0588%	27,71%	2,0588%	27,71%	2,0588%	2,0588%	30	2.018.540,00	41.558,65	1.609.839,68	3.628.379,68
19,05%	0,00%	1-abr-22	30-abr-22	28,58%	2,1166%	28,58%	2,1166%	28,58%	2,1166%	2,1166%	30	2.018.540,00	42.724,57	1.652.564,25	3.671.104,25
19,71%	0,00%	1-may-22	31-may-22	29,57%	2,1819%	29,57%	2,1819%	29,57%	2,1819%	2,1819%	30	2.018.540,00	44.042,53	1.696.606,78	3.715.146,78
20,40%	0,00%	1-jun-22	30-jun-22	30,60%	2,2497%	30,60%	2,2497%	30,60%	2,2497%	2,2497%	30	2.018.540,00	45.410,57	1.742.017,34	3.760.557,34
21,28%	0,00%	1-jul-22	31-jul-22	31,92%	2,3354%	31,92%	2,3354%	31,92%	2,3354%	2,3354%	30	2.018.540,00	47.140,96	1.789.158,30	3.807.698,30
22,21%	0,00%	1-ago-22	31-ago-22	33,32%	2,4251%	33,32%	2,4251%	33,32%	2,4251%	2,4251%	30	2.018.540,00	48.952,51	1.838.110,81	3.856.650,81
23,50%	0,00%	1-sep-22	30-sep-22	35,25%	2,5482%	35,25%	2,5482%	35,25%	2,5482%	2,5482%	30	2.018.540,00	51.436,74	1.889.547,56	3.908.087,56
24,61%	0,00%	1-oct-22	31-oct-22	36,92%	2,6528%	36,92%	2,6528%	36,92%	2,6528%	2,6528%	30	2.018.540,00	53.548,40	1.943.095,96	3.961.635,96
25,78%	0,00%	1-nov-22	30-nov-22	38,67%	2,7618%	38,67%	2,7618%	38,67%	2,7618%	2,7618%	30	2.018.540,00	55.748,87	1.998.844,82	4.017.384,82
27,64%	0,00%	1-dic-22	31-dic-22	41,46%	2,9326%	41,46%	2,9326%	41,46%	2,9326%	2,9326%	30	2.018.540,00	59.195,04	2.058.039,86	4.076.579,86
28,84%	0,00%	1-ene-23	31-ene-23	43,26%	3,0411%	43,26%	3,0411%	43,26%	3,0411%	3,0411%	30	2.018.540,00	61.385,47	2.119.425,33	4.137.965,33
30,18%	0,00%	1-feb-23	28-feb-23	45,27%	3,1608%	45,27%	3,1608%	45,27%	3,1608%	3,1608%	30	2.018.540,00	63.801,82	2.183.227,15	4.201.767,15
30,84%	0,00%	1-mar-23	31-mar-23	46,26%	3,2192%	46,26%	3,2192%	46,26%	3,2192%	3,2192%	30	2.018.540,00	64.980,72	2.248.207,87	4.266.747,87
31,39%	0,00%	1-abr-23	30-abr-23	47,09%	3,2676%	47,09%	3,2676%	47,09%	3,2676%	3,2676%	30	2.018.540,00	65.957,56	2.314.165,43	4.332.705,43

30,27%	0,00%	1-may-23	31-may-23	45,41%	3,1688%	45,41%	3,1688%	45,41%	3,1688%	3,1688%	30	2.018.540,00	63.963,01		2.378.128,45	4.396.668,45
29,76%	0,00%	1-jun-23	30-jun-23	44,64%	3,1234%	44,64%	3,1234%	44,64%	3,1234%	3,1234%	30	2.018.540,00	63.047,77		2.441.176,22	4.459.716,22
29,36%	0,00%	1-jul-23	31-jul-23	44,04%	3,0877%	44,04%	3,0877%	44,04%	3,0877%	3,0877%	30	2.018.540,00	62.326,82		2.503.503,04	4.522.043,04
28,75%	0,00%	1-ago-23	31-ago-23	43,13%	3,0330%	43,13%	3,0330%	43,13%	3,0330%	3,0330%	30	2.018.540,00	61.222,06		2.564.725,10	4.583.265,10
28,03%	0,00%	1-sep-23	19-sep-23	42,05%	2,9680%	42,05%	2,9680%	42,05%	2,9680%	2,9680%	19	2.018.540,00	37.942,82		2.602.667,92	4.621.207,92
											S U B T O T A L		2.602.667,92	0,00	2.602.667,92	4.621.207,92

TOTAL INTERESES	→	\$	2.602.667,92
CAPITAL	→	\$	2.018.540,00
TOTAL: INTERESES MORA+CAPITAL	→	\$	4.621.207,92
INTERESES CORRIENTES		\$	1.253.964,00
AGENCIAS EN DERECHO			
TOTAL			5.875.172

CAPITAL \$2.039.647,00

INT.DE PLAZO O SANC. 20% \$0,00

Tasa anual pactada o pedida en la demanda →

maxima legal

Tasa mensual pactada o pedida en la demanda →

0,00%

TASA EF. ANUAL		VIGENCIA		INT.MORATORIO		LIMITE USURA		T. PACTADA ó PEDIDA		TASA	LIQ. CREDITO VALOR CAPITAL	VALOR INTERESES	A B O N O S	S A L D O INTERESES	S A L D O ADEUDADO
B/RIO.CTE	RED. OR.	DESDE	HASTA	EF.ANUAL	NOM.MEN	EF.ANUAL	NOM. MEN	EF. ANUAL	NOM.MEN	APLICADA					
19,40%	0,00%			29,10%	2,1513%	29,10%	2,1513%	29,10%	2,1513%	2,1513%	0	2.039.647,00		0,00	2.039.647,00
19,16%	0,00%	29-ene-19	31-ene-19	28,74%	2,1275%	28,74%	2,1275%	28,74%	2,1275%	2,1275%	2	2.039.647,00	2.892,93	2.892,93	2.042.539,93
19,70%	0,00%	1-feb-19	28-feb-19	29,55%	2,1809%	29,55%	2,1809%	29,55%	2,1809%	2,1809%	30	2.039.647,00	44.482,96	47.375,88	2.087.022,88
19,37%	0,00%	1-mar-19	31-mar-19	29,06%	2,1483%	29,06%	2,1483%	29,06%	2,1483%	2,1483%	30	2.039.647,00	43.818,18	91.194,07	2.130.841,07
19,32%	0,00%	1-abr-19	30-abr-19	28,98%	2,1434%	28,98%	2,1434%	28,98%	2,1434%	2,1434%	30	2.039.647,00	43.717,26	134.911,32	2.174.558,32
19,34%	0,00%	1-may-19	31-may-19	29,01%	2,1454%	29,01%	2,1454%	29,01%	2,1454%	2,1454%	30	2.039.647,00	43.757,63	178.668,95	2.218.315,95
19,30%	0,00%	1-jun-19	30-jun-19	28,95%	2,1414%	28,95%	2,1414%	28,95%	2,1414%	2,1414%	30	2.039.647,00	43.676,87	222.345,82	2.261.992,82
19,28%	0,00%	1-jul-19	31-jul-19	28,92%	2,1394%	28,92%	2,1394%	28,92%	2,1394%	2,1394%	30	2.039.647,00	43.636,48	265.982,30	2.305.629,30
19,28%	0,00%	1-ago-19	31-ago-19	28,92%	2,1394%	28,92%	2,1394%	28,92%	2,1394%	2,1394%	30	2.039.647,00	43.636,48	309.618,77	2.349.265,77
19,32%	0,00%	1-sep-19	30-sep-19	28,98%	2,1434%	28,98%	2,1434%	28,98%	2,1434%	2,1434%	30	2.039.647,00	43.717,26	353.336,03	2.392.983,03
19,10%	0,00%	1-oct-19	31-oct-19	28,65%	2,1216%	28,65%	2,1216%	28,65%	2,1216%	2,1216%	30	2.039.647,00	43.272,54	396.608,57	2.436.255,57
19,03%	0,00%	1-nov-19	30-nov-19	28,55%	2,1146%	28,55%	2,1146%	28,55%	2,1146%	2,1146%	30	2.039.647,00	43.130,82	439.739,38	2.479.386,38
18,91%	0,00%	1-dic-19	31-dic-19	28,37%	2,1027%	28,37%	2,1027%	28,37%	2,1027%	2,1027%	30	2.039.647,00	42.887,62	482.627,00	2.522.274,00
18,77%	0,00%	1-ene-20	31-ene-20	28,16%	2,0888%	28,16%	2,0888%	28,16%	2,0888%	2,0888%	30	2.039.647,00	42.603,49	525.230,50	2.564.877,50
19,06%	0,00%	1-feb-20	29-feb-20	28,59%	2,1176%	28,59%	2,1176%	28,59%	2,1176%	2,1176%	30	2.039.647,00	43.191,57	568.422,06	2.608.069,06
18,95%	0,00%	1-mar-20	31-mar-20	28,43%	2,1067%	28,43%	2,1067%	28,43%	2,1067%	2,1067%	30	2.039.647,00	42.968,72	611.390,78	2.651.037,78
18,69%	0,00%	1-abr-20	30-abr-20	28,04%	2,0808%	28,04%	2,0808%	28,04%	2,0808%	2,0808%	30	2.039.647,00	42.440,95	653.831,73	2.693.478,73
18,19%	0,00%	1-may-20	31-may-20	27,29%	2,0308%	27,29%	2,0308%	27,29%	2,0308%	2,0308%	30	2.039.647,00	41.421,84	695.253,57	2.734.900,57
18,12%	0,00%	1-jun-20	30-jun-20	27,18%	2,0238%	27,18%	2,0238%	27,18%	2,0238%	2,0238%	30	2.039.647,00	41.278,73	736.532,29	2.776.179,29
18,12%	0,00%	1-jul-20	31-jul-20	27,18%	2,0238%	27,18%	2,0238%	27,18%	2,0238%	2,0238%	30	2.039.647,00	41.278,73	777.811,02	2.817.458,02
18,29%	0,00%	1-ago-20	31-ago-20	27,44%	2,0408%	27,44%	2,0408%	27,44%	2,0408%	2,0408%	30	2.039.647,00	41.626,10	819.437,12	2.859.084,12
18,35%	0,00%	1-sep-20	30-sep-20	27,53%	2,0469%	27,53%	2,0469%	27,53%	2,0469%	2,0469%	30	2.039.647,00	41.748,55	861.185,67	2.900.832,67
18,09%	0,00%	1-oct-20	31-oct-20	27,14%	2,0208%	27,14%	2,0208%	27,14%	2,0208%	2,0208%	30	2.039.647,00	41.217,36	902.403,03	2.942.050,03
17,84%	0,00%	1-nov-20	30-nov-20	26,76%	1,9957%	26,76%	1,9957%	26,76%	1,9957%	1,9957%	30	2.039.647,00	40.705,19	943.108,22	2.982.755,22
17,46%	0,00%	1-dic-20	31-dic-20	26,19%	1,9574%	26,19%	1,9574%	26,19%	1,9574%	1,9574%	30	2.039.647,00	39.924,02	983.032,23	3.022.679,23
17,32%	0,00%	1-ene-21	31-ene-21	25,98%	1,9432%	25,98%	1,9432%	25,98%	1,9432%	1,9432%	30	2.039.647,00	39.635,40	1.022.667,64	3.062.314,64
17,54%	0,00%	1-feb-21	28-feb-21	26,31%	1,9655%	26,31%	1,9655%	26,31%	1,9655%	1,9655%	30	2.039.647,00	40.088,74	1.062.756,38	3.102.403,38
17,41%	0,00%	1-mar-21	31-mar-21	26,12%	1,9523%	26,12%	1,9523%	26,12%	1,9523%	1,9523%	30	2.039.647,00	39.820,99	1.102.577,37	3.142.224,37
17,31%	0,00%	1-abr-21	30-abr-21	25,97%	1,9422%	25,97%	1,9422%	25,97%	1,9422%	1,9422%	30	2.039.647,00	39.614,77	1.142.192,14	3.181.839,14
17,22%	0,00%	1-may-21	31-may-21	25,83%	1,9331%	25,83%	1,9331%	25,83%	1,9331%	1,9331%	30	2.039.647,00	39.428,98	1.181.621,12	3.221.268,12
17,21%	0,00%	1-jun-21	30-jun-21	25,82%	1,9321%	25,82%	1,9321%	25,82%	1,9321%	1,9321%	30	2.039.647,00	39.408,32	1.221.029,44	3.260.676,44
17,18%	0,00%	1-jul-21	31-jul-21	25,77%	1,9291%	25,77%	1,9291%	25,77%	1,9291%	1,9291%	30	2.039.647,00	39.346,35	1.260.375,79	3.300.022,79
17,24%	0,00%	1-ago-21	31-ago-21	25,86%	1,9352%	25,86%	1,9352%	25,86%	1,9352%	1,9352%	30	2.039.647,00	39.470,28	1.299.846,07	3.339.493,07
17,19%	0,00%	1-sep-21	30-sep-21	25,79%	1,9301%	25,79%	1,9301%	25,79%	1,9301%	1,9301%	30	2.039.647,00	39.367,01	1.339.213,08	3.378.860,08
17,08%	0,00%	1-oct-21	31-oct-21	25,62%	1,9189%	25,62%	1,9189%	25,62%	1,9189%	1,9189%	30	2.039.647,00	39.139,61	1.378.352,68	3.417.999,68
17,27%	0,00%	1-nov-21	30-nov-21	25,91%	1,9382%	25,91%	1,9382%	25,91%	1,9382%	1,9382%	30	2.039.647,00	39.532,22	1.417.884,90	3.457.531,90
17,46%	0,00%	1-dic-21	31-dic-21	26,19%	1,9574%	26,19%	1,9574%	26,19%	1,9574%	1,9574%	30	2.039.647,00	39.924,02	1.457.808,92	3.497.455,92
17,66%	0,00%	1-ene-22	31-ene-22	26,49%	1,9776%	26,49%	1,9776%	26,49%	1,9776%	1,9776%	30	2.039.647,00	40.335,56	1.498.144,48	3.537.791,48
18,30%	0,00%	1-feb-22	28-feb-22	27,45%	2,0418%	27,45%	2,0418%	27,45%	2,0418%	2,0418%	30	2.039.647,00	41.646,51	1.539.790,99	3.579.437,99
18,47%	0,00%	1-mar-22	31-mar-22	27,71%	2,0588%	27,71%	2,0588%	27,71%	2,0588%	2,0588%	30	2.039.647,00	41.993,22	1.581.784,21	3.621.431,21
19,05%	0,00%	1-abr-22	30-abr-22	28,58%	2,1166%	28,58%	2,1166%	28,58%	2,1166%	2,1166%	30	2.039.647,00	43.171,32	1.624.955,53	3.664.602,53
19,71%	0,00%	1-may-22	31-may-22	29,57%	2,1819%	29,57%	2,1819%	29,57%	2,1819%	2,1819%	30	2.039.647,00	44.503,06	1.669.458,59	3.709.105,59
20,40%	0,00%	1-jun-22	30-jun-22	30,60%	2,2497%	30,60%	2,2497%	30,60%	2,2497%	2,2497%	30	2.039.647,00	45.885,41	1.715.343,99	3.754.990,99
21,28%	0,00%	1-jul-22	31-jul-22	31,92%	2,3354%	31,92%	2,3354%	31,92%	2,3354%	2,3354%	30	2.039.647,00	47.633,89	1.762.977,89	3.802.624,89
22,21%	0,00%	1-ago-22	31-ago-22	33,32%	2,4251%	33,32%	2,4251%	33,32%	2,4251%	2,4251%	30	2.039.647,00	49.464,38	1.812.442,27	3.852.089,27
23,50%	0,00%	1-sep-22	30-sep-22	35,25%	2,5482%	35,25%	2,5482%	35,25%	2,5482%	2,5482%	30	2.039.647,00	51.974,60	1.864.416,87	3.904.063,87
24,61%	0,00%	1-oct-22	31-oct-22	36,92%	2,6528%	36,92%	2,6528%	36,92%	2,6528%	2,6528%	30	2.039.647,00	54.108,33	1.918.525,20	3.958.172,20
25,78%	0,00%	1-nov-22	30-nov-22	38,67%	2,7618%	38,67%	2,7618%	38,67%	2,7618%	2,7618%	30	2.039.647,00	56.331,81	1.974.857,01	4.014.504,01
27,64%	0,00%	1-dic-22	31-dic-22	41,46%	2,9326%	41,46%	2,9326%	41,46%	2,9326%	2,9326%	30	2.039.647,00	59.814,02	2.034.671,03	4.074.318,03
28,84%	0,00%	1-ene-23	31-ene-23	43,26%	3,0411%	43,26%	3,0411%	43,26%	3,0411%	3,0411%	30	2.039.647,00	62.027,35	2.096.698,37	4.136.345,37
30,18%	0,00%	1-feb-23	28-feb-23	45,27%	3,1608%	45,27%	3,1608%	45,27%	3,1608%	3,1608%	30	2.039.647,00	64.468,97	2.161.167,34	4.200.814,34
30,84%	0,00%	1-mar-23	31-mar-23	46,26%	3,2192%	46,26%	3,2192%	46,26%	3,2192%	3,2192%	30	2.039.647,00	65.660,20	2.226.827,54	4.266.474,54
31,39%	0,00%	1-abr-23	30-abr-23	47,09%	3,2676%	47,09%	3,2676%	47,09%	3,2676%	3,2676%	30	2.039.647,00	66.647,25	2.293.474,79	4.333.121,79

30,27%	0,00%	1-may-23	31-may-23	45,41%	3,1688%	45,41%	3,1688%	45,41%	3,1688%	3,1688%	30	2.039.647,00	64.631,85	2.358.106,64	4.397.753,64
29,76%	0,00%	1-jun-23	30-jun-23	44,64%	3,1234%	44,64%	3,1234%	44,64%	3,1234%	3,1234%	30	2.039.647,00	63.707,03	2.421.813,67	4.461.460,67
29,36%	0,00%	1-jul-23	31-jul-23	44,04%	3,0877%	44,04%	3,0877%	44,04%	3,0877%	3,0877%	30	2.039.647,00	62.978,55	2.484.792,22	4.524.439,22
28,75%	0,00%	1-ago-23	31-ago-23	43,13%	3,0330%	43,13%	3,0330%	43,13%	3,0330%	3,0330%	30	2.039.647,00	61.862,23	2.546.654,45	4.586.301,45
28,03%	0,00%	1-sep-23	19-sep-23	42,05%	2,9680%	42,05%	2,9680%	42,05%	2,9680%	2,9680%	19	2.039.647,00	38.339,57	2.584.994,03	4.624.641,03
S U B T O T A L											2.584.994,03	0,00	2.584.994,03	4.624.641,03	

TOTAL INTERESES	→	\$	2.584.994,03
CAPITAL	→	\$	2.039.647,00
TOTAL: INTERESES MORA+CAPITAL	→	\$	4.624.641,03
INTERESES CORRIENTES		\$	1.232.857,00
AGENCIAS EN DERECHO			
TOTAL			5.857.498

CAPITAL**\$2.060.975,00**

INT.DE PLAZO O SANC. 20%

\$0,00Tasa **anual** pactada o pedida en la demanda →

maxima legal

Tasa **mensual** pactada o pedida en la demanda →**0,00%**

TASA EF. ANUAL		VIGENCIA		INT.MORATORIO		LIMITE USURA		T. PACTADA ó PEDIDA		TASA	LIQ. CREDITO	VALOR INTERESES	ABONOS	SALDO INTERESES	SALDO ADEUDADO
B/RIO.CTE	RED. OR.	DESDE	HASTA	EF.ANUAL	NOM.MEN	EF.ANUAL	NOM. MEN	EF. ANUAL	NOM.MEN	APLICADA					
												2.060.975,00		0,00	2.060.975,00
19,70%	0,00%			29,55%	2,1809%	29,55%	2,1809%	29,55%	2,1809%	2,1809%	0	2.060.975,00		0,00	2.060.975,00
19,37%	0,00%	1-mar-19	31-mar-19	29,06%	2,1483%	29,06%	2,1483%	29,06%	2,1483%	2,1483%	30	2.060.975,00	44.276,38	44.276,38	2.105.251,38
19,32%	0,00%	1-abr-19	30-abr-19	28,98%	2,1434%	28,98%	2,1434%	28,98%	2,1434%	2,1434%	30	2.060.975,00	44.174,39	88.450,77	2.149.425,77
19,34%	0,00%	1-may-19	31-may-19	29,01%	2,1454%	29,01%	2,1454%	29,01%	2,1454%	2,1454%	30	2.060.975,00	44.215,19	132.665,96	2.193.640,96
19,30%	0,00%	1-jun-19	30-jun-19	28,95%	2,1414%	28,95%	2,1414%	28,95%	2,1414%	2,1414%	30	2.060.975,00	44.133,59	176.799,55	2.237.774,55
19,28%	0,00%	1-jul-19	31-jul-19	28,92%	2,1394%	28,92%	2,1394%	28,92%	2,1394%	2,1394%	30	2.060.975,00	44.092,77	220.892,32	2.281.867,32
19,28%	0,00%	1-ago-19	31-ago-19	28,92%	2,1394%	28,92%	2,1394%	28,92%	2,1394%	2,1394%	30	2.060.975,00	44.092,77	264.985,09	2.325.960,09
19,32%	0,00%	1-sep-19	30-sep-19	28,98%	2,1434%	28,98%	2,1434%	28,98%	2,1434%	2,1434%	30	2.060.975,00	44.174,39	309.159,48	2.370.134,48
19,10%	0,00%	1-oct-19	31-oct-19	28,65%	2,1216%	28,65%	2,1216%	28,65%	2,1216%	2,1216%	30	2.060.975,00	43.725,03	352.884,51	2.413.859,51
19,03%	0,00%	1-nov-19	30-nov-19	28,55%	2,1146%	28,55%	2,1146%	28,55%	2,1146%	2,1146%	30	2.060.975,00	43.581,82	396.466,33	2.457.441,33
18,91%	0,00%	1-dic-19	31-dic-19	28,37%	2,1027%	28,37%	2,1027%	28,37%	2,1027%	2,1027%	30	2.060.975,00	43.336,08	439.802,41	2.500.777,41
18,77%	0,00%	1-ene-20	31-ene-20	28,16%	2,0888%	28,16%	2,0888%	28,16%	2,0888%	2,0888%	30	2.060.975,00	43.048,99	482.851,40	2.543.826,40
19,06%	0,00%	1-feb-20	29-feb-20	28,59%	2,1176%	28,59%	2,1176%	28,59%	2,1176%	2,1176%	30	2.060.975,00	43.643,21	526.494,61	2.587.469,61
18,95%	0,00%	1-mar-20	31-mar-20	28,43%	2,1067%	28,43%	2,1067%	28,43%	2,1067%	2,1067%	30	2.060.975,00	43.418,03	569.912,64	2.630.887,64
18,69%	0,00%	1-abr-20	30-abr-20	28,04%	2,0808%	28,04%	2,0808%	28,04%	2,0808%	2,0808%	30	2.060.975,00	42.884,74	612.797,38	2.673.772,38
18,19%	0,00%	1-may-20	31-may-20	27,29%	2,0308%	27,29%	2,0308%	27,29%	2,0308%	2,0308%	30	2.060.975,00	41.854,98	654.652,36	2.715.627,36
18,12%	0,00%	1-jun-20	30-jun-20	27,18%	2,0238%	27,18%	2,0238%	27,18%	2,0238%	2,0238%	30	2.060.975,00	41.710,37	696.362,72	2.757.337,72
18,12%	0,00%	1-jul-20	31-jul-20	27,18%	2,0238%	27,18%	2,0238%	27,18%	2,0238%	2,0238%	30	2.060.975,00	41.710,37	738.073,09	2.799.048,09
18,29%	0,00%	1-ago-20	31-ago-20	27,44%	2,0408%	27,44%	2,0408%	27,44%	2,0408%	2,0408%	30	2.060.975,00	42.061,37	780.134,46	2.841.109,46
18,35%	0,00%	1-sep-20	30-sep-20	27,53%	2,0469%	27,53%	2,0469%	27,53%	2,0469%	2,0469%	30	2.060.975,00	42.185,10	822.319,56	2.883.294,56
18,09%	0,00%	1-oct-20	31-oct-20	27,14%	2,0208%	27,14%	2,0208%	27,14%	2,0208%	2,0208%	30	2.060.975,00	41.648,36	863.967,92	2.924.942,92
17,84%	0,00%	1-nov-20	30-nov-20	26,76%	1,9957%	26,76%	1,9957%	26,76%	1,9957%	1,9957%	30	2.060.975,00	41.130,83	905.098,75	2.966.073,75
17,46%	0,00%	1-dic-20	31-dic-20	26,19%	1,9574%	26,19%	1,9574%	26,19%	1,9574%	1,9574%	30	2.060.975,00	40.341,49	945.440,24	3.006.415,24
17,32%	0,00%	1-ene-21	31-ene-21	25,98%	1,9432%	25,98%	1,9432%	25,98%	1,9432%	1,9432%	30	2.060.975,00	40.049,86	985.490,10	3.046.465,10
17,54%	0,00%	1-feb-21	28-feb-21	26,31%	1,9655%	26,31%	1,9655%	26,31%	1,9655%	1,9655%	30	2.060.975,00	40.507,94	1.025.998,03	3.086.973,03
17,41%	0,00%	1-mar-21	31-mar-21	26,12%	1,9523%	26,12%	1,9523%	26,12%	1,9523%	1,9523%	30	2.060.975,00	40.237,39	1.066.235,42	3.127.210,42
17,31%	0,00%	1-abr-21	30-abr-21	25,97%	1,9422%	25,97%	1,9422%	25,97%	1,9422%	1,9422%	30	2.060.975,00	40.029,01	1.106.264,43	3.167.239,43
17,22%	0,00%	1-may-21	31-may-21	25,83%	1,9331%	25,83%	1,9331%	25,83%	1,9331%	1,9331%	30	2.060.975,00	39.841,28	1.146.105,71	3.207.080,71
17,21%	0,00%	1-jun-21	30-jun-21	25,82%	1,9321%	25,82%	1,9321%	25,82%	1,9321%	1,9321%	30	2.060.975,00	39.820,41	1.185.926,11	3.246.901,11
17,18%	0,00%	1-jul-21	31-jul-21	25,77%	1,9291%	25,77%	1,9291%	25,77%	1,9291%	1,9291%	30	2.060.975,00	39.757,78	1.225.683,89	3.286.658,89
17,24%	0,00%	1-ago-21	31-ago-21	25,86%	1,9352%	25,86%	1,9352%	25,86%	1,9352%	1,9352%	30	2.060.975,00	39.883,01	1.265.566,90	3.326.541,90
17,19%	0,00%	1-sep-21	30-sep-21	25,79%	1,9301%	25,79%	1,9301%	25,79%	1,9301%	1,9301%	30	2.060.975,00	39.778,66	1.305.345,56	3.366.320,56
17,08%	0,00%	1-oct-21	31-oct-21	25,62%	1,9189%	25,62%	1,9189%	25,62%	1,9189%	1,9189%	30	2.060.975,00	39.548,88	1.344.894,44	3.405.869,44
17,27%	0,00%	1-nov-21	30-nov-21	25,91%	1,9382%	25,91%	1,9382%	25,91%	1,9382%	1,9382%	30	2.060.975,00	39.945,60	1.384.840,03	3.445.815,03
17,46%	0,00%	1-dic-21	31-dic-21	26,19%	1,9574%	26,19%	1,9574%	26,19%	1,9574%	1,9574%	30	2.060.975,00	40.341,49	1.425.181,52	3.486.156,52
17,66%	0,00%	1-ene-22	31-ene-22	26,49%	1,9776%	26,49%	1,9776%	26,49%	1,9776%	1,9776%	30	2.060.975,00	40.757,34	1.465.938,86	3.526.913,86
18,30%	0,00%	1-feb-22	28-feb-22	27,45%	2,0418%	27,45%	2,0418%	27,45%	2,0418%	2,0418%	30	2.060.975,00	42.082,00	1.508.020,86	3.568.995,86
18,47%	0,00%	1-mar-22	31-mar-22	27,71%	2,0588%	27,71%	2,0588%	27,71%	2,0588%	2,0588%	30	2.060.975,00	42.432,33	1.550.453,19	3.611.428,19
19,05%	0,00%	1-abr-22	30-abr-22	28,58%	2,1166%	28,58%	2,1166%	28,58%	2,1166%	2,1166%	30	2.060.975,00	43.622,75	1.594.075,94	3.655.050,94
19,71%	0,00%	1-may-22	31-may-22	29,57%	2,1819%	29,57%	2,1819%	29,57%	2,1819%	2,1819%	30	2.060.975,00	44.968,42	1.639.044,36	3.700.019,36
20,40%	0,00%	1-jun-22	30-jun-22	30,60%	2,2497%	30,60%	2,2497%	30,60%	2,2497%	2,2497%	30	2.060.975,00	46.365,22	1.685.409,57	3.746.384,57
21,28%	0,00%	1-jul-22	31-jul-22	31,92%	2,3354%	31,92%	2,3354%	31,92%	2,3354%	2,3354%	30	2.060.975,00	48.131,99	1.733.541,56	3.794.516,56
22,21%	0,00%	1-ago-22	31-ago-22	33,32%	2,4251%	33,32%	2,4251%	33,32%	2,4251%	2,4251%	30	2.060.975,00	49.981,62	1.783.523,18	3.844.498,18
23,50%	0,00%	1-sep-22	30-sep-22	35,25%	2,5482%	35,25%	2,5482%	35,25%	2,5482%	2,5482%	30	2.060.975,00	52.518,08	1.836.041,26	3.897.016,26
24,61%	0,00%	1-oct-22	31-oct-22	36,92%	2,6528%	36,92%	2,6528%	36,92%	2,6528%	2,6528%	30	2.060.975,00	54.674,13	1.890.715,38	3.951.690,38
25,78%	0,00%	1-nov-22	30-nov-22	38,67%	2,7618%	38,67%	2,7618%	38,67%	2,7618%	2,7618%	30	2.060.975,00	56.920,85	1.947.636,24	4.008.611,24
27,64%	0,00%	1-dic-22	31-dic-22	41,46%	2,9326%	41,46%	2,9326%	41,46%	2,9326%	2,9326%	30	2.060.975,00	60.439,48	2.008.075,71	4.069.050,71
28,84%	0,00%	1-ene-23	31-ene-23	43,26%	3,0411%	43,26%	3,0411%	43,26%	3,0411%	3,0411%	30	2.060.975,00	62.675,95	2.070.751,66	4.131.726,66
30,18%	0,00%	1-feb-23	28-feb-23	45,27%	3,1608%	45,27%	3,1608%	45,27%	3,1608%	3,1608%	30	2.060.975,00	65.143,10	2.135.894,76	4.196.869,76
30,84%	0,00%	1-mar-23	31-mar-23	46,26%	3,2192%	46,26%	3,2192%	46,26%	3,2192%	3,2192%	30	2.060.975,00	66.346,79	2.202.241,55	4.263.216,55
31,39%	0,00%	1-abr-23	30-abr-23	47,09%	3,2676%	47,09%	3,2676%	47,09%	3,2676%	3,2676%	30	2.060.975,00	67.344,17	2.269.585,72	4.330.560,72
30,27%	0,00%	1-may-23	31-may-23	45,41%	3,1688%	45,41%	3,1688%	45,41%	3,1688%	3,1688%	30	2.060.975,00	65.307,68	2.334.893,40	4.395.868,40
29,76%	0,00%	1-jun-23	30-jun-23	44,64%	3,1234%	44,64%	3,1234%	44,64%	3,1234%	3,1234%	30	2.060.975,00	64.373,20	2.399.266,60	4.460.241,60

29,36%	0,00%	1-jul-23	31-jul-23	44,04%	3,0877%	44,04%	3,0877%	44,04%	3,0877%	3,0877%	30	2.060.975,00	63.637,10		2.462.903,70	4.523.878,70
28,75%	0,00%	1-ago-23	31-ago-23	43,13%	3,0330%	43,13%	3,0330%	43,13%	3,0330%	3,0330%	30	2.060.975,00	62.509,11		2.525.412,80	4.586.387,80
28,03%	0,00%	1-sep-23	19-sep-23	42,05%	2,9680%	42,05%	2,9680%	42,05%	2,9680%	2,9680%	19	2.060.975,00	38.740,48		2.564.153,28	4.625.128,28
S U B T O T A L												2.564.153,28	0,00	2.564.153,28	4.625.128,28	

TOTAL INTERESES	→	\$	2.564.153,28
CAPITAL	→	\$	2.060.975,00
TOTAL: INTERESES MORA+CAPITAL	→	\$	4.625.128,28
INTERESES CORRIENTES		\$	1.211.529,00
AGENCIAS EN DERECHO			
TOTAL			5.836.657

CAPITAL \$2.104.302,00

INT.DE PLAZO O SANC. 20% \$0,00

Tasa **anual** pactada o pedida en la demanda →

maxima legal
0,00%

Tasa **mensual** pactada o pedida en la demanda →

TASA EF. ANUAL	VIGENCIA	INT.MORATORIO		LIMITE USURA		T. PACTADA ó PEDIDA		TASA	LIQ. CREDITO	VALOR	ABONOS	SALDO	SALDO		
		EF.ANUAL	NOM.MEN	EF.ANUAL	NOM. MEN	EF. ANUAL	NOM.MEN	APLICADA						Dias	INTERESES
B/RIO.CTE	RED. OR.	DESDE	HASTA						2.104.302,00			0,00	2.104.302,00		
19,32%	0,00%	29-abr-19	30-abr-19	28,98%	2,1434%	28,98%	2,1434%	28,98%	2,1434%	2,1434%	2	2.104.302,00	3.006,87	3.006,87	2.107.308,87
19,34%	0,00%	1-may-19	31-may-19	29,01%	2,1454%	29,01%	2,1454%	29,01%	2,1454%	2,1454%	30	2.104.302,00	45.144,71	48.151,58	2.152.453,58
19,30%	0,00%	1-jun-19	30-jun-19	28,95%	2,1414%	28,95%	2,1414%	28,95%	2,1414%	2,1414%	30	2.104.302,00	45.061,39	93.212,97	2.197.514,97
19,28%	0,00%	1-jul-19	31-jul-19	28,92%	2,1394%	28,92%	2,1394%	28,92%	2,1394%	2,1394%	30	2.104.302,00	45.019,71	138.232,68	2.242.534,68
19,28%	0,00%	1-ago-19	31-ago-19	28,92%	2,1394%	28,92%	2,1394%	28,92%	2,1394%	2,1394%	30	2.104.302,00	45.019,71	183.252,39	2.287.554,39
19,32%	0,00%	1-sep-19	30-sep-19	28,98%	2,1434%	28,98%	2,1434%	28,98%	2,1434%	2,1434%	30	2.104.302,00	45.103,05	228.355,45	2.332.657,45
19,10%	0,00%	1-oct-19	31-oct-19	28,65%	2,1216%	28,65%	2,1216%	28,65%	2,1216%	2,1216%	30	2.104.302,00	44.644,24	272.999,69	2.377.301,69
19,03%	0,00%	1-nov-19	30-nov-19	28,55%	2,1146%	28,55%	2,1146%	28,55%	2,1146%	2,1146%	30	2.104.302,00	44.498,02	317.497,71	2.421.799,71
18,91%	0,00%	1-dic-19	31-dic-19	28,37%	2,1027%	28,37%	2,1027%	28,37%	2,1027%	2,1027%	30	2.104.302,00	44.247,12	361.744,83	2.466.046,83
18,77%	0,00%	1-ene-20	31-ene-20	28,16%	2,0888%	28,16%	2,0888%	28,16%	2,0888%	2,0888%	30	2.104.302,00	43.953,99	405.698,82	2.510.000,82
19,06%	0,00%	1-feb-20	29-feb-20	28,59%	2,1176%	28,59%	2,1176%	28,59%	2,1176%	2,1176%	30	2.104.302,00	44.560,70	450.259,52	2.554.561,52
18,95%	0,00%	1-mar-20	31-mar-20	28,43%	2,1067%	28,43%	2,1067%	28,43%	2,1067%	2,1067%	30	2.104.302,00	44.330,79	494.590,31	2.598.892,31
18,69%	0,00%	1-abr-20	30-abr-20	28,04%	2,0808%	28,04%	2,0808%	28,04%	2,0808%	2,0808%	30	2.104.302,00	43.786,29	538.376,59	2.642.678,59
18,19%	0,00%	1-may-20	31-may-20	27,29%	2,0308%	27,29%	2,0308%	27,29%	2,0308%	2,0308%	30	2.104.302,00	42.734,88	581.111,47	2.685.413,47
18,12%	0,00%	1-jun-20	30-jun-20	27,18%	2,0238%	27,18%	2,0238%	27,18%	2,0238%	2,0238%	30	2.104.302,00	42.587,23	623.698,69	2.728.000,69
18,12%	0,00%	1-jul-20	31-jul-20	27,18%	2,0238%	27,18%	2,0238%	27,18%	2,0238%	2,0238%	30	2.104.302,00	42.587,23	666.285,92	2.770.587,92
18,29%	0,00%	1-ago-20	31-ago-20	27,44%	2,0408%	27,44%	2,0408%	27,44%	2,0408%	2,0408%	30	2.104.302,00	42.945,61	709.231,53	2.813.533,53
18,35%	0,00%	1-sep-20	30-sep-20	27,53%	2,0469%	27,53%	2,0469%	27,53%	2,0469%	2,0469%	30	2.104.302,00	43.071,94	752.303,47	2.856.605,47
18,09%	0,00%	1-oct-20	31-oct-20	27,14%	2,0208%	27,14%	2,0208%	27,14%	2,0208%	2,0208%	30	2.104.302,00	42.523,91	794.827,39	2.899.129,39
17,84%	0,00%	1-nov-20	30-nov-20	26,76%	1,9957%	26,76%	1,9957%	26,76%	1,9957%	1,9957%	30	2.104.302,00	41.995,50	836.822,89	2.941.124,89
17,46%	0,00%	1-dic-20	31-dic-20	26,19%	1,9574%	26,19%	1,9574%	26,19%	1,9574%	1,9574%	30	2.104.302,00	41.189,57	878.012,46	2.982.314,46
17,32%	0,00%	1-ene-21	31-ene-21	25,98%	1,9432%	25,98%	1,9432%	25,98%	1,9432%	1,9432%	30	2.104.302,00	40.891,81	918.904,27	3.023.206,27
17,54%	0,00%	1-feb-21	28-feb-21	26,31%	1,9655%	26,31%	1,9655%	26,31%	1,9655%	1,9655%	30	2.104.302,00	41.359,52	960.263,79	3.064.565,79
17,41%	0,00%	1-mar-21	31-mar-21	26,12%	1,9523%	26,12%	1,9523%	26,12%	1,9523%	1,9523%	30	2.104.302,00	41.083,28	1.001.347,07	3.105.649,07
17,31%	0,00%	1-abr-21	30-abr-21	25,97%	1,9422%	25,97%	1,9422%	25,97%	1,9422%	1,9422%	30	2.104.302,00	40.870,52	1.042.217,59	3.146.519,59
17,22%	0,00%	1-may-21	31-may-21	25,83%	1,9331%	25,83%	1,9331%	25,83%	1,9331%	1,9331%	30	2.104.302,00	40.678,84	1.082.896,44	3.187.198,44
17,21%	0,00%	1-jun-21	30-jun-21	25,82%	1,9321%	25,82%	1,9321%	25,82%	1,9321%	1,9321%	30	2.104.302,00	40.657,53	1.123.553,97	3.227.855,97
17,18%	0,00%	1-jul-21	31-jul-21	25,77%	1,9291%	25,77%	1,9291%	25,77%	1,9291%	1,9291%	30	2.104.302,00	40.593,59	1.164.147,56	3.268.449,56
17,24%	0,00%	1-ago-21	31-ago-21	25,86%	1,9352%	25,86%	1,9352%	25,86%	1,9352%	1,9352%	30	2.104.302,00	40.721,45	1.204.869,01	3.309.171,01
17,19%	0,00%	1-sep-21	30-sep-21	25,79%	1,9301%	25,79%	1,9301%	25,79%	1,9301%	1,9301%	30	2.104.302,00	40.614,91	1.245.483,92	3.349.785,92
17,08%	0,00%	1-oct-21	31-oct-21	25,62%	1,9189%	25,62%	1,9189%	25,62%	1,9189%	1,9189%	30	2.104.302,00	40.380,30	1.285.864,22	3.390.166,22
17,27%	0,00%	1-nov-21	30-nov-21	25,91%	1,9382%	25,91%	1,9382%	25,91%	1,9382%	1,9382%	30	2.104.302,00	40.785,35	1.326.649,57	3.430.951,57
17,46%	0,00%	1-dic-21	31-dic-21	26,19%	1,9574%	26,19%	1,9574%	26,19%	1,9574%	1,9574%	30	2.104.302,00	41.189,57	1.367.839,15	3.472.141,15
17,66%	0,00%	1-ene-22	31-ene-22	26,49%	1,9776%	26,49%	1,9776%	26,49%	1,9776%	1,9776%	30	2.104.302,00	41.614,16	1.409.453,31	3.513.755,31
18,30%	0,00%	1-feb-22	28-feb-22	27,45%	2,0418%	27,45%	2,0418%	27,45%	2,0418%	2,0418%	30	2.104.302,00	42.966,67	1.452.419,98	3.556.721,98
18,47%	0,00%	1-mar-22	31-mar-22	27,71%	2,0588%	27,71%	2,0588%	27,71%	2,0588%	2,0588%	30	2.104.302,00	43.324,36	1.495.744,34	3.600.046,34
19,05%	0,00%	1-abr-22	30-abr-22	28,58%	2,1166%	28,58%	2,1166%	28,58%	2,1166%	2,1166%	30	2.104.302,00	44.539,81	1.540.284,15	3.644.586,15
19,71%	0,00%	1-may-22	31-may-22	29,57%	2,1819%	29,57%	2,1819%	29,57%	2,1819%	2,1819%	30	2.104.302,00	45.913,77	1.586.197,92	3.690.499,92
20,40%	0,00%	1-jun-22	30-jun-22	30,60%	2,2497%	30,60%	2,2497%	30,60%	2,2497%	2,2497%	30	2.104.302,00	47.339,93	1.633.537,86	3.737.839,86
21,28%	0,00%	1-jul-22	31-jul-22	31,92%	2,3354%	31,92%	2,3354%	31,92%	2,3354%	2,3354%	30	2.104.302,00	49.143,85	1.682.681,70	3.786.983,70
22,21%	0,00%	1-ago-22	31-ago-22	33,32%	2,4251%	33,32%	2,4251%	33,32%	2,4251%	2,4251%	30	2.104.302,00	51.032,36	1.733.714,06	3.838.016,06
23,50%	0,00%	1-sep-22	30-sep-22	35,25%	2,5482%	35,25%	2,5482%	35,25%	2,5482%	2,5482%	30	2.104.302,00	53.622,14	1.787.336,21	3.891.638,21
24,61%	0,00%	1-oct-22	31-oct-22	36,92%	2,6528%	36,92%	2,6528%	36,92%	2,6528%	2,6528%	30	2.104.302,00	55.823,52	1.843.159,72	3.947.461,72
25,78%	0,00%	1-nov-22	30-nov-22	38,67%	2,7618%	38,67%	2,7618%	38,67%	2,7618%	2,7618%	30	2.104.302,00	58.117,48	1.901.277,20	4.005.579,20
27,64%	0,00%	1-dic-22	31-dic-22	41,46%	2,9326%	41,46%	2,9326%	41,46%	2,9326%	2,9326%	30	2.104.302,00	61.710,07	1.962.987,27	4.067.289,27
28,84%	0,00%	1-ene-23	31-ene-23	43,26%	3,0411%	43,26%	3,0411%	43,26%	3,0411%	3,0411%	30	2.104.302,00	63.993,56	2.026.980,83	4.131.282,83
30,18%	0,00%	1-feb-23	28-feb-23	45,27%	3,1608%	45,27%	3,1608%	45,27%	3,1608%	3,1608%	30	2.104.302,00	66.512,58	2.093.493,41	4.197.795,41
30,84%	0,00%	1-mar-23	31-mar-23	46,26%	3,2192%	46,26%	3,2192%	46,26%	3,2192%	3,2192%	30	2.104.302,00	67.741,57	2.161.234,97	4.265.536,97
31,39%	0,00%	1-abr-23	30-abr-23	47,09%	3,2676%	47,09%	3,2676%	47,09%	3,2676%	3,2676%	30	2.104.302,00	68.759,91	2.229.994,89	4.334.296,89
30,27%	0,00%	1-may-23	31-may-23	45,41%	3,1688%	45,41%	3,1688%	45,41%	3,1688%	3,1688%	30	2.104.302,00	66.680,62	2.296.675,51	4.400.977,51
29,76%	0,00%	1-jun-23	30-jun-23	44,64%	3,1234%	44,64%	3,1234%	44,64%	3,1234%	3,1234%	30	2.104.302,00	65.726,49	2.362.402,00	4.466.704,00
29,36%	0,00%	1-jul-23	31-jul-23	44,04%	3,0877%	44,04%	3,0877%	44,04%	3,0877%	3,0877%	30	2.104.302,00	64.974,91	2.427.376,91	4.531.678,91
28,75%	0,00%	1-ago-23	31-ago-23	43,13%	3,0330%	43,13%	3,0330%	43,13%	3,0330%	3,0330%	30	2.104.302,00	63.823,21	2.491.200,12	4.595.502,12

28,03%	0,00%	1-sep-23	19-sep-23	42,05%	2,9680%	42,05%	2,9680%	42,05%	2,9680%	2,9680%	19	2.104.302,00	39.554,90		2.530.755,02	4.635.057,02	
													SUBTOTAL	2.530.755,02	0,00	2.530.755,02	4.635.057,02

TOTAL INTERESES	→	\$	2.530.755,02
CAPITAL	→	\$	2.104.302,00
TOTAL: INTERESES MORA+CAPITAL	→	\$	4.635.057,02
INTERESES CORRIENTES		\$	1.168.202,00
AGENCIAS EN DERECHO			
TOTAL			5.803.259

CAPITAL \$2.082.526,00

INT.DE PLAZO O SANC. 20% \$0,00

Tasa anual pactada o pedida en la demanda →

maxima legal
0,00%

Tasa mensual pactada o pedida en la demanda →

0,00%

TASA EF. ANUAL		VIGENCIA		INT.MORATORIO		LIMITE USURA		T. PACTADA ó PEDIDA		TASA	LIQ. CREDITO	VALOR INTERESES	ABONOS	SALDO	
B/RIO.CTE	RED. OR.	DESDE	HASTA	EF.ANUAL	NOM.MEN	EF.ANUAL	NOM.MEN	EF. ANUAL	NOM.MEN	APLICADA				VALOR CAPITAL	INTERESES
19,70%	0,00%			29,55%	2,1809%	29,55%	2,1809%	29,55%	2,1809%	2,1809%	0	2.082.526,00		0,00	2.082.526,00
19,37%	0,00%	29-mar-19	31-mar-19	29,06%	2,1483%	29,06%	2,1483%	29,06%	2,1483%	2,1483%	2	2.082.526,00	2.982,62	2.982,62	2.085.508,62
19,32%	0,00%	1-abr-19	30-abr-19	28,98%	2,1434%	28,98%	2,1434%	28,98%	2,1434%	2,1434%	30	2.082.526,00	44.636,31	47.618,94	2.130.144,94
19,34%	0,00%	1-may-19	31-may-19	29,01%	2,1454%	29,01%	2,1454%	29,01%	2,1454%	2,1454%	30	2.082.526,00	44.677,54	92.296,48	2.174.822,48
19,30%	0,00%	1-jun-19	30-jun-19	28,95%	2,1414%	28,95%	2,1414%	28,95%	2,1414%	2,1414%	30	2.082.526,00	44.595,08	136.891,55	2.219.417,55
19,28%	0,00%	1-jul-19	31-jul-19	28,92%	2,1394%	28,92%	2,1394%	28,92%	2,1394%	2,1394%	30	2.082.526,00	44.553,83	181.445,39	2.263.971,39
19,28%	0,00%	1-ago-19	31-ago-19	28,92%	2,1394%	28,92%	2,1394%	28,92%	2,1394%	2,1394%	30	2.082.526,00	44.553,83	225.999,22	2.308.525,22
19,32%	0,00%	1-sep-19	30-sep-19	28,98%	2,1434%	28,98%	2,1434%	28,98%	2,1434%	2,1434%	30	2.082.526,00	44.636,31	270.635,53	2.353.161,53
19,10%	0,00%	1-oct-19	31-oct-19	28,65%	2,1216%	28,65%	2,1216%	28,65%	2,1216%	2,1216%	30	2.082.526,00	44.182,24	314.817,78	2.397.343,78
19,03%	0,00%	1-nov-19	30-nov-19	28,55%	2,1146%	28,55%	2,1146%	28,55%	2,1146%	2,1146%	30	2.082.526,00	44.037,54	358.855,32	2.441.381,32
18,91%	0,00%	1-dic-19	31-dic-19	28,37%	2,1027%	28,37%	2,1027%	28,37%	2,1027%	2,1027%	30	2.082.526,00	43.789,24	402.644,56	2.485.170,56
18,77%	0,00%	1-ene-20	31-ene-20	28,16%	2,0888%	28,16%	2,0888%	28,16%	2,0888%	2,0888%	30	2.082.526,00	43.499,14	446.143,70	2.528.669,70
19,06%	0,00%	1-feb-20	29-feb-20	28,59%	2,1176%	28,59%	2,1176%	28,59%	2,1176%	2,1176%	30	2.082.526,00	44.099,57	490.243,27	2.572.769,27
18,95%	0,00%	1-mar-20	31-mar-20	28,43%	2,1067%	28,43%	2,1067%	28,43%	2,1067%	2,1067%	30	2.082.526,00	43.872,04	534.115,31	2.616.641,31
18,69%	0,00%	1-abr-20	30-abr-20	28,04%	2,0808%	28,04%	2,0808%	28,04%	2,0808%	2,0808%	30	2.082.526,00	43.333,17	577.448,48	2.659.974,48
18,19%	0,00%	1-may-20	31-may-20	27,29%	2,0308%	27,29%	2,0308%	27,29%	2,0308%	2,0308%	30	2.082.526,00	42.292,64	619.741,12	2.702.267,12
18,12%	0,00%	1-jun-20	30-jun-20	27,18%	2,0238%	27,18%	2,0238%	27,18%	2,0238%	2,0238%	30	2.082.526,00	42.146,52	661.887,64	2.744.413,64
18,12%	0,00%	1-jul-20	31-jul-20	27,18%	2,0238%	27,18%	2,0238%	27,18%	2,0238%	2,0238%	30	2.082.526,00	42.146,52	704.034,16	2.786.560,16
18,29%	0,00%	1-ago-20	31-ago-20	27,44%	2,0408%	27,44%	2,0408%	27,44%	2,0408%	2,0408%	30	2.082.526,00	42.501,20	746.535,36	2.829.061,36
18,35%	0,00%	1-sep-20	30-sep-20	27,53%	2,0469%	27,53%	2,0469%	27,53%	2,0469%	2,0469%	30	2.082.526,00	42.626,22	789.161,58	2.871.687,58
18,09%	0,00%	1-oct-20	31-oct-20	27,14%	2,0208%	27,14%	2,0208%	27,14%	2,0208%	2,0208%	30	2.082.526,00	42.083,86	831.245,44	2.913.771,44
17,84%	0,00%	1-nov-20	30-nov-20	26,76%	1,9957%	26,76%	1,9957%	26,76%	1,9957%	1,9957%	30	2.082.526,00	41.560,92	872.806,36	2.955.332,36
17,46%	0,00%	1-dic-20	31-dic-20	26,19%	1,9574%	26,19%	1,9574%	26,19%	1,9574%	1,9574%	30	2.082.526,00	40.763,33	913.569,69	2.996.095,69
17,32%	0,00%	1-ene-21	31-ene-21	25,98%	1,9432%	25,98%	1,9432%	25,98%	1,9432%	1,9432%	30	2.082.526,00	40.468,65	954.038,33	3.036.564,33
17,54%	0,00%	1-feb-21	28-feb-21	26,31%	1,9655%	26,31%	1,9655%	26,31%	1,9655%	1,9655%	30	2.082.526,00	40.931,52	994.969,85	3.077.495,85
17,41%	0,00%	1-mar-21	31-mar-21	26,12%	1,9523%	26,12%	1,9523%	26,12%	1,9523%	1,9523%	30	2.082.526,00	40.658,14	1.035.627,99	3.118.153,99
17,31%	0,00%	1-abr-21	30-abr-21	25,97%	1,9422%	25,97%	1,9422%	25,97%	1,9422%	1,9422%	30	2.082.526,00	40.447,58	1.076.075,57	3.158.601,57
17,22%	0,00%	1-may-21	31-may-21	25,83%	1,9331%	25,83%	1,9331%	25,83%	1,9331%	1,9331%	30	2.082.526,00	40.257,88	1.116.333,46	3.198.859,46
17,21%	0,00%	1-jun-21	30-jun-21	25,82%	1,9321%	25,82%	1,9321%	25,82%	1,9321%	1,9321%	30	2.082.526,00	40.236,80	1.156.570,25	3.239.096,25
17,18%	0,00%	1-jul-21	31-jul-21	25,77%	1,9291%	25,77%	1,9291%	25,77%	1,9291%	1,9291%	30	2.082.526,00	40.173,51	1.196.743,77	3.279.269,77
17,24%	0,00%	1-ago-21	31-ago-21	25,86%	1,9352%	25,86%	1,9352%	25,86%	1,9352%	1,9352%	30	2.082.526,00	40.300,06	1.237.043,82	3.319.569,82
17,19%	0,00%	1-sep-21	30-sep-21	25,79%	1,9301%	25,79%	1,9301%	25,79%	1,9301%	1,9301%	30	2.082.526,00	40.194,61	1.277.238,43	3.359.764,43
17,08%	0,00%	1-oct-21	31-oct-21	25,62%	1,9189%	25,62%	1,9189%	25,62%	1,9189%	1,9189%	30	2.082.526,00	39.962,43	1.317.200,86	3.399.726,86
17,27%	0,00%	1-nov-21	30-nov-21	25,91%	1,9382%	25,91%	1,9382%	25,91%	1,9382%	1,9382%	30	2.082.526,00	40.363,29	1.357.564,16	3.440.090,16
17,46%	0,00%	1-dic-21	31-dic-21	26,19%	1,9574%	26,19%	1,9574%	26,19%	1,9574%	1,9574%	30	2.082.526,00	40.763,33	1.398.327,48	3.480.853,48
17,66%	0,00%	1-ene-22	31-ene-22	26,49%	1,9776%	26,49%	1,9776%	26,49%	1,9776%	1,9776%	30	2.082.526,00	41.183,53	1.439.511,01	3.522.037,01
18,30%	0,00%	1-feb-22	28-feb-22	27,45%	2,0418%	27,45%	2,0418%	27,45%	2,0418%	2,0418%	30	2.082.526,00	42.522,04	1.482.033,05	3.564.559,05
18,47%	0,00%	1-mar-22	31-mar-22	27,71%	2,0588%	27,71%	2,0588%	27,71%	2,0588%	2,0588%	30	2.082.526,00	42.876,03	1.524.909,08	3.607.435,08
19,05%	0,00%	1-abr-22	30-abr-22	28,58%	2,1166%	28,58%	2,1166%	28,58%	2,1166%	2,1166%	30	2.082.526,00	44.078,90	1.568.987,98	3.651.513,98
19,71%	0,00%	1-may-22	31-may-22	29,57%	2,1819%	29,57%	2,1819%	29,57%	2,1819%	2,1819%	30	2.082.526,00	45.438,64	1.614.426,62	3.696.952,62
20,40%	0,00%	1-jun-22	30-jun-22	30,60%	2,2497%	30,60%	2,2497%	30,60%	2,2497%	2,2497%	30	2.082.526,00	46.850,04	1.661.276,66	3.743.802,66
21,28%	0,00%	1-jul-22	31-jul-22	31,92%	2,3354%	31,92%	2,3354%	31,92%	2,3354%	2,3354%	30	2.082.526,00	48.635,29	1.709.911,95	3.792.437,95
22,21%	0,00%	1-ago-22	31-ago-22	33,32%	2,4251%	33,32%	2,4251%	33,32%	2,4251%	2,4251%	30	2.082.526,00	50.504,26	1.760.416,21	3.842.942,21
23,50%	0,00%	1-sep-22	30-sep-22	35,25%	2,5482%	35,25%	2,5482%	35,25%	2,5482%	2,5482%	30	2.082.526,00	53.067,24	1.813.483,46	3.896.009,46
24,61%	0,00%	1-oct-22	31-oct-22	36,92%	2,6528%	36,92%	2,6528%	36,92%	2,6528%	2,6528%	30	2.082.526,00	55.245,84	1.868.729,29	3.951.255,29
25,78%	0,00%	1-nov-22	30-nov-22	38,67%	2,7618%	38,67%	2,7618%	38,67%	2,7618%	2,7618%	30	2.082.526,00	57.516,06	1.926.245,35	4.008.771,35
27,64%	0,00%	1-dic-22	31-dic-22	41,46%	2,9326%	41,46%	2,9326%	41,46%	2,9326%	2,9326%	30	2.082.526,00	61.071,47	1.987.316,82	4.069.842,82
28,84%	0,00%	1-ene-23	31-ene-23	43,26%	3,0411%	43,26%	3,0411%	43,26%	3,0411%	3,0411%	30	2.082.526,00	63.331,33	2.050.648,16	4.133.174,16
30,18%	0,00%	1-feb-23	28-feb-23	45,27%	3,1608%	45,27%	3,1608%	45,27%	3,1608%	3,1608%	30	2.082.526,00	65.824,28	2.116.472,44	4.198.998,44
30,84%	0,00%	1-mar-23	31-mar-23	46,26%	3,2192%	46,26%	3,2192%	46,26%	3,2192%	3,2192%	30	2.082.526,00	67.040,55	2.183.513,00	4.266.039,00
31,39%	0,00%	1-abr-23	30-abr-23	47,09%	3,2676%	47,09%	3,2676%	47,09%	3,2676%	3,2676%	30	2.082.526,00	68.048,36	2.251.561,36	4.334.087,36
30,27%	0,00%	1-may-23	31-may-23	45,41%	3,1688%	45,41%	3,1688%	45,41%	3,1688%	3,1688%	30	2.082.526,00	65.990,59	2.317.551,94	4.400.077,94
29,76%	0,00%	1-jun-23	30-jun-23	44,64%	3,1234%	44,64%	3,1234%	44,64%	3,1234%	3,1234%	30	2.082.526,00	65.046,33	2.382.598,28	4.465.124,28

29,36%	0,00%	1-jul-23	31-jul-23	44,04%	3,0877%	44,04%	3,0877%	44,04%	3,0877%	3,0877%	30	2.082.526,00	64.302,53		2.446.900,81	4.529.426,81
28,75%	0,00%	1-ago-23	31-ago-23	43,13%	3,0330%	43,13%	3,0330%	43,13%	3,0330%	3,0330%	30	2.082.526,00	63.162,75		2.510.063,55	4.592.589,55
28,03%	0,00%	1-sep-23	19-sep-23	42,05%	2,9680%	42,05%	2,9680%	42,05%	2,9680%	2,9680%	19	2.082.526,00	39.145,58		2.549.209,13	4.631.735,13
S U B T O T A L											2.549.209,13	0,00	2.549.209,13	4.631.735,13		

TOTAL INTERESES	→	\$	2.549.209,13
CAPITAL	→	\$	2.082.526,00
TOTAL: INTERESES MORA+CAPITAL	→	\$	4.631.735,13
INTERESES CORRIENTES		\$	1.189.978,00
AGENCIAS EN DERECHO			
TOTAL			5.821.713

CAPITAL \$2.126.305,00

INT.DE PLAZO O SANC. 20% \$0,00

Tasa **anual** pactada o pedida en la demanda →

maxima legal

Tasa **mensual** pactada o pedida en la demanda →

0,00%

TASA EF. ANUAL		VIGENCIA		INT.MORATORIO		LIMITE USURA		T. PACTADA ó PEDIDA		TASA	LIQ. CREDITO	VALOR INTERESES	ABONOS	SALDO INTERESES	SALDO ADEUDADO
B/RIO.CTE	RED. OR.	DESDE	HASTA	EF.ANUAL	NOM.MEN	EF.ANUAL	NOM. MEN	EF. ANUAL	NOM.MEN	APLICADA					
19,32%	0,00%			28,98%	2,1434%	28,98%	2,1434%	28,98%	2,1434%	2,1434%	0	2.126.305,00		0,00	2.126.305,00
19,34%	0,00%	29-may-19	31-may-19	29,01%	2,1454%	29,01%	2,1454%	29,01%	2,1454%	2,1454%	2	2.126.305,00	3.041,12	3.041,12	2.129.346,12
19,30%	0,00%	1-jun-19	30-jun-19	28,95%	2,1414%	28,95%	2,1414%	28,95%	2,1414%	2,1414%	30	2.126.305,00	45.532,56	48.573,68	2.174.878,68
19,28%	0,00%	1-jul-19	31-jul-19	28,92%	2,1394%	28,92%	2,1394%	28,92%	2,1394%	2,1394%	30	2.126.305,00	45.490,45	94.064,12	2.220.369,12
19,28%	0,00%	1-ago-19	31-ago-19	28,92%	2,1394%	28,92%	2,1394%	28,92%	2,1394%	2,1394%	30	2.126.305,00	45.490,45	139.554,57	2.265.859,57
19,32%	0,00%	1-sep-19	30-sep-19	28,98%	2,1434%	28,98%	2,1434%	28,98%	2,1434%	2,1434%	30	2.126.305,00	45.574,66	185.129,23	2.311.434,23
19,10%	0,00%	1-oct-19	31-oct-19	28,65%	2,1216%	28,65%	2,1216%	28,65%	2,1216%	2,1216%	30	2.126.305,00	45.111,05	230.240,28	2.356.545,28
19,03%	0,00%	1-nov-19	30-nov-19	28,55%	2,1146%	28,55%	2,1146%	28,55%	2,1146%	2,1146%	30	2.126.305,00	44.963,30	275.203,58	2.401.508,58
18,91%	0,00%	1-dic-19	31-dic-19	28,37%	2,1027%	28,37%	2,1027%	28,37%	2,1027%	2,1027%	30	2.126.305,00	44.709,78	319.913,36	2.446.218,36
18,77%	0,00%	1-ene-20	31-ene-20	28,16%	2,0888%	28,16%	2,0888%	28,16%	2,0888%	2,0888%	30	2.126.305,00	44.413,58	364.326,94	2.490.631,94
19,06%	0,00%	1-feb-20	29-feb-20	28,59%	2,1176%	28,59%	2,1176%	28,59%	2,1176%	2,1176%	30	2.126.305,00	45.026,64	409.353,57	2.535.658,57
18,95%	0,00%	1-mar-20	31-mar-20	28,43%	2,1067%	28,43%	2,1067%	28,43%	2,1067%	2,1067%	30	2.126.305,00	44.794,32	454.147,90	2.580.452,90
18,69%	0,00%	1-abr-20	30-abr-20	28,04%	2,0808%	28,04%	2,0808%	28,04%	2,0808%	2,0808%	30	2.126.305,00	44.244,12	498.392,02	2.624.697,02
18,19%	0,00%	1-may-20	31-may-20	27,29%	2,0308%	27,29%	2,0308%	27,29%	2,0308%	2,0308%	30	2.126.305,00	43.181,72	541.573,74	2.667.878,74
18,12%	0,00%	1-jun-20	30-jun-20	27,18%	2,0238%	27,18%	2,0238%	27,18%	2,0238%	2,0238%	30	2.126.305,00	43.032,53	584.606,27	2.710.911,27
18,12%	0,00%	1-jul-20	31-jul-20	27,18%	2,0238%	27,18%	2,0238%	27,18%	2,0238%	2,0238%	30	2.126.305,00	43.032,53	627.638,79	2.753.943,79
18,29%	0,00%	1-ago-20	31-ago-20	27,44%	2,0408%	27,44%	2,0408%	27,44%	2,0408%	2,0408%	30	2.126.305,00	43.394,66	671.033,45	2.797.338,45
18,35%	0,00%	1-sep-20	30-sep-20	27,53%	2,0469%	27,53%	2,0469%	27,53%	2,0469%	2,0469%	30	2.126.305,00	43.522,31	714.555,76	2.840.860,76
18,09%	0,00%	1-oct-20	31-oct-20	27,14%	2,0208%	27,14%	2,0208%	27,14%	2,0208%	2,0208%	30	2.126.305,00	42.968,55	757.524,31	2.883.829,31
17,84%	0,00%	1-nov-20	30-nov-20	26,76%	1,9957%	26,76%	1,9957%	26,76%	1,9957%	1,9957%	30	2.126.305,00	42.434,62	799.958,93	2.926.263,93
17,46%	0,00%	1-dic-20	31-dic-20	26,19%	1,9574%	26,19%	1,9574%	26,19%	1,9574%	1,9574%	30	2.126.305,00	41.620,26	841.579,19	2.967.884,19
17,32%	0,00%	1-ene-21	31-ene-21	25,98%	1,9432%	25,98%	1,9432%	25,98%	1,9432%	1,9432%	30	2.126.305,00	41.319,38	882.898,57	3.009.203,57
17,54%	0,00%	1-feb-21	28-feb-21	26,31%	1,9655%	26,31%	1,9655%	26,31%	1,9655%	1,9655%	30	2.126.305,00	41.791,98	924.690,55	3.050.995,55
17,41%	0,00%	1-mar-21	31-mar-21	26,12%	1,9523%	26,12%	1,9523%	26,12%	1,9523%	1,9523%	30	2.126.305,00	41.512,86	966.203,41	3.092.508,41
17,31%	0,00%	1-abr-21	30-abr-21	25,97%	1,9422%	25,97%	1,9422%	25,97%	1,9422%	1,9422%	30	2.126.305,00	41.297,87	1.007.501,28	3.133.806,28
17,22%	0,00%	1-may-21	31-may-21	25,83%	1,9331%	25,83%	1,9331%	25,83%	1,9331%	1,9331%	30	2.126.305,00	41.104,19	1.048.605,47	3.174.910,47
17,21%	0,00%	1-jun-21	30-jun-21	25,82%	1,9321%	25,82%	1,9321%	25,82%	1,9321%	1,9321%	30	2.126.305,00	41.082,66	1.089.688,13	3.215.993,13
17,18%	0,00%	1-jul-21	31-jul-21	25,77%	1,9291%	25,77%	1,9291%	25,77%	1,9291%	1,9291%	30	2.126.305,00	41.018,05	1.130.706,17	3.257.011,17
17,24%	0,00%	1-ago-21	31-ago-21	25,86%	1,9352%	25,86%	1,9352%	25,86%	1,9352%	1,9352%	30	2.126.305,00	41.147,25	1.171.853,42	3.298.158,42
17,19%	0,00%	1-sep-21	30-sep-21	25,79%	1,9301%	25,79%	1,9301%	25,79%	1,9301%	1,9301%	30	2.126.305,00	41.039,58	1.212.893,00	3.339.198,00
17,08%	0,00%	1-oct-21	31-oct-21	25,62%	1,9189%	25,62%	1,9189%	25,62%	1,9189%	1,9189%	30	2.126.305,00	40.802,52	1.253.695,52	3.380.000,52
17,27%	0,00%	1-nov-21	30-nov-21	25,91%	1,9382%	25,91%	1,9382%	25,91%	1,9382%	1,9382%	30	2.126.305,00	41.211,81	1.294.907,34	3.421.212,34
17,46%	0,00%	1-dic-21	31-dic-21	26,19%	1,9574%	26,19%	1,9574%	26,19%	1,9574%	1,9574%	30	2.126.305,00	41.620,26	1.336.527,60	3.462.832,60
17,66%	0,00%	1-ene-22	31-ene-22	26,49%	1,9776%	26,49%	1,9776%	26,49%	1,9776%	1,9776%	30	2.126.305,00	42.049,29	1.378.576,88	3.504.881,88
18,30%	0,00%	1-feb-22	28-feb-22	27,45%	2,0418%	27,45%	2,0418%	27,45%	2,0418%	2,0418%	30	2.126.305,00	43.415,94	1.421.992,82	3.548.297,82
18,47%	0,00%	1-mar-22	31-mar-22	27,71%	2,0588%	27,71%	2,0588%	27,71%	2,0588%	2,0588%	30	2.126.305,00	43.777,37	1.465.770,20	3.592.075,20
19,05%	0,00%	1-abr-22	30-abr-22	28,58%	2,1166%	28,58%	2,1166%	28,58%	2,1166%	2,1166%	30	2.126.305,00	45.005,53	1.510.775,72	3.637.080,72
19,71%	0,00%	1-may-22	31-may-22	29,57%	2,1819%	29,57%	2,1819%	29,57%	2,1819%	2,1819%	30	2.126.305,00	46.393,85	1.557.169,58	3.683.474,58
20,40%	0,00%	1-jun-22	30-jun-22	30,60%	2,2497%	30,60%	2,2497%	30,60%	2,2497%	2,2497%	30	2.126.305,00	47.834,93	1.605.004,51	3.731.309,51
21,28%	0,00%	1-jul-22	31-jul-22	31,92%	2,3354%	31,92%	2,3354%	31,92%	2,3354%	2,3354%	30	2.126.305,00	49.657,70	1.654.662,21	3.780.967,21
22,21%	0,00%	1-ago-22	31-ago-22	33,32%	2,4251%	33,32%	2,4251%	33,32%	2,4251%	2,4251%	30	2.126.305,00	51.565,97	1.706.228,18	3.832.533,18
23,50%	0,00%	1-sep-22	30-sep-22	35,25%	2,5482%	35,25%	2,5482%	35,25%	2,5482%	2,5482%	30	2.126.305,00	54.182,83	1.760.411,00	3.886.716,00
24,61%	0,00%	1-oct-22	31-oct-22	36,92%	2,6528%	36,92%	2,6528%	36,92%	2,6528%	2,6528%	30	2.126.305,00	56.407,22	1.816.818,22	3.943.123,22
25,78%	0,00%	1-nov-22	30-nov-22	38,67%	2,7618%	38,67%	2,7618%	38,67%	2,7618%	2,7618%	30	2.126.305,00	58.725,16	1.875.543,39	4.001.848,39
27,64%	0,00%	1-dic-22	31-dic-22	41,46%	2,9326%	41,46%	2,9326%	41,46%	2,9326%	2,9326%	30	2.126.305,00	62.355,32	1.937.898,71	4.064.203,71
28,84%	0,00%	1-ene-23	31-ene-23	43,26%	3,0411%	43,26%	3,0411%	43,26%	3,0411%	3,0411%	30	2.126.305,00	64.662,69	2.002.561,40	4.128.866,40
30,18%	0,00%	1-feb-23	28-feb-23	45,27%	3,1608%	45,27%	3,1608%	45,27%	3,1608%	3,1608%	30	2.126.305,00	67.208,05	2.069.769,44	4.196.074,44
30,84%	0,00%	1-mar-23	31-mar-23	46,26%	3,2192%	46,26%	3,2192%	46,26%	3,2192%	3,2192%	30	2.126.305,00	68.449,89	2.138.219,33	4.264.524,33
31,39%	0,00%	1-abr-23	30-abr-23	47,09%	3,2676%	47,09%	3,2676%	47,09%	3,2676%	3,2676%	30	2.126.305,00	69.478,88	2.207.698,21	4.334.003,21
30,27%	0,00%	1-may-23	31-may-23	45,41%	3,1688%	45,41%	3,1688%	45,41%	3,1688%	3,1688%	30	2.126.305,00	67.377,84	2.275.076,05	4.401.381,05
29,76%	0,00%	1-jun-23	30-jun-23	44,64%	3,1234%	44,64%	3,1234%	44,64%	3,1234%	3,1234%	30	2.126.305,00	66.413,74	2.341.489,79	4.467.794,79
29,36%	0,00%	1-jul-23	31-jul-23	44,04%	3,0877%	44,04%	3,0877%	44,04%	3,0877%	3,0877%	30	2.126.305,00	65.654,30	2.407.144,10	4.533.449,10
28,75%	0,00%	1-ago-23	31-ago-23	43,13%	3,0330%	43,13%	3,0330%	43,13%	3,0330%	3,0330%	30	2.126.305,00	64.490,56	2.471.634,66	4.597.939,66

28,03%	0,00%	1-sep-23	19-sep-23	42,05%	2,9680%	42,05%	2,9680%	42,05%	2,9680%	2,9680%	19	2.126.305,00	39.968,50		2.511.603,15	4.637.908,15	
													SUBTOTAL	2.511.603,15	0,00	2.511.603,15	4.637.908,15

TOTAL INTERESES	→	\$	2.511.603,15
CAPITAL	→	\$	2.126.305,00
TOTAL: INTERESES MORA+CAPITAL	→	\$	4.637.908,15
INTERESES CORRIENTES		\$	1.146.199,00
AGENCIAS EN DERECHO			
TOTAL			5.784.107

CAPITAL \$2.148.539,00

INT.DE PLAZO O SANC. 20% \$0,00

Tasa anual pactada o pedida en la demanda →

maxima legal

Tasa mensual pactada o pedida en la demanda →

0,00%

TASA EF. ANUAL		VIGENCIA		INT.MORATORIO		LIMITE USURA		T. PACTADA ó PEDIDA		TASA	LIQ. CREDITO	VALOR INTERESES	ABONOS	SALDO INTERESES	SALDO ADEUDADO
B/RIO.CTE	RED. OR.	DESDE	HASTA	EF.ANUAL	NOM.MEN	EF.ANUAL	NOM. MEN	EF. ANUAL	NOM.MEN	APLICADA					
19,30%	0,00%	29-jun-19	30-jun-19	28,95%	2,1414%	28,95%	2,1414%	28,95%	2,1414%	2,1414%	2	2.148.539,00		0,00	2.148.539,00
19,28%	0,00%	1-jul-19	31-jul-19	28,92%	2,1394%	28,92%	2,1394%	28,92%	2,1394%	2,1394%	30	2.148.539,00	45.966,12	3.067,25	2.151.606,25
19,28%	0,00%	1-ago-19	31-ago-19	28,92%	2,1394%	28,92%	2,1394%	28,92%	2,1394%	2,1394%	30	2.148.539,00	45.966,12	94.999,50	2.243.538,50
19,32%	0,00%	1-sep-19	30-sep-19	28,98%	2,1434%	28,98%	2,1434%	28,98%	2,1434%	2,1434%	30	2.148.539,00	46.051,22	141.050,71	2.289.589,71
19,10%	0,00%	1-oct-19	31-oct-19	28,65%	2,1216%	28,65%	2,1216%	28,65%	2,1216%	2,1216%	30	2.148.539,00	45.582,76	186.633,47	2.335.172,47
19,03%	0,00%	1-nov-19	30-nov-19	28,55%	2,1146%	28,55%	2,1146%	28,55%	2,1146%	2,1146%	30	2.148.539,00	45.433,47	232.066,94	2.380.605,94
18,91%	0,00%	1-dic-19	31-dic-19	28,37%	2,1027%	28,37%	2,1027%	28,37%	2,1027%	2,1027%	30	2.148.539,00	45.177,29	277.244,23	2.425.783,23
18,77%	0,00%	1-ene-20	31-ene-20	28,16%	2,0888%	28,16%	2,0888%	28,16%	2,0888%	2,0888%	30	2.148.539,00	44.878,00	322.122,22	2.470.661,22
19,06%	0,00%	1-feb-20	29-feb-20	28,59%	2,1176%	28,59%	2,1176%	28,59%	2,1176%	2,1176%	30	2.148.539,00	45.497,46	367.619,69	2.516.158,69
18,95%	0,00%	1-mar-20	31-mar-20	28,43%	2,1067%	28,43%	2,1067%	28,43%	2,1067%	2,1067%	30	2.148.539,00	45.262,72	412.882,41	2.561.421,41
18,69%	0,00%	1-abr-20	30-abr-20	28,04%	2,0808%	28,04%	2,0808%	28,04%	2,0808%	2,0808%	30	2.148.539,00	44.706,77	457.589,18	2.606.128,18
18,19%	0,00%	1-may-20	31-may-20	27,29%	2,0308%	27,29%	2,0308%	27,29%	2,0308%	2,0308%	30	2.148.539,00	43.633,26	501.222,43	2.649.761,43
18,12%	0,00%	1-jun-20	30-jun-20	27,18%	2,0238%	27,18%	2,0238%	27,18%	2,0238%	2,0238%	30	2.148.539,00	43.482,50	544.704,93	2.693.243,93
18,12%	0,00%	1-jul-20	31-jul-20	27,18%	2,0238%	27,18%	2,0238%	27,18%	2,0238%	2,0238%	30	2.148.539,00	43.482,50	588.187,43	2.736.726,43
18,29%	0,00%	1-ago-20	31-ago-20	27,44%	2,0408%	27,44%	2,0408%	27,44%	2,0408%	2,0408%	30	2.148.539,00	43.848,42	632.035,86	2.780.574,86
18,35%	0,00%	1-sep-20	30-sep-20	27,53%	2,0469%	27,53%	2,0469%	27,53%	2,0469%	2,0469%	30	2.148.539,00	43.977,41	676.013,26	2.824.552,26
18,09%	0,00%	1-oct-20	31-oct-20	27,14%	2,0208%	27,14%	2,0208%	27,14%	2,0208%	2,0208%	30	2.148.539,00	43.417,86	719.431,12	2.867.970,12
17,84%	0,00%	1-nov-20	30-nov-20	26,76%	1,9957%	26,76%	1,9957%	26,76%	1,9957%	1,9957%	30	2.148.539,00	42.878,34	762.309,46	2.910.848,46
17,46%	0,00%	1-dic-20	31-dic-20	26,19%	1,9574%	26,19%	1,9574%	26,19%	1,9574%	1,9574%	30	2.148.539,00	42.055,47	804.364,93	2.952.903,93
17,32%	0,00%	1-ene-21	31-ene-21	25,98%	1,9432%	25,98%	1,9432%	25,98%	1,9432%	1,9432%	30	2.148.539,00	41.751,44	846.116,37	2.994.655,37
17,54%	0,00%	1-feb-21	28-feb-21	26,31%	1,9655%	26,31%	1,9655%	26,31%	1,9655%	1,9655%	30	2.148.539,00	42.228,99	888.345,36	3.036.884,36
17,41%	0,00%	1-mar-21	31-mar-21	26,12%	1,9523%	26,12%	1,9523%	26,12%	1,9523%	1,9523%	30	2.148.539,00	41.946,94	930.292,30	3.078.831,30
17,31%	0,00%	1-abr-21	30-abr-21	25,97%	1,9422%	25,97%	1,9422%	25,97%	1,9422%	1,9422%	30	2.148.539,00	41.729,71	972.022,01	3.120.561,01
17,22%	0,00%	1-may-21	31-may-21	25,83%	1,9331%	25,83%	1,9331%	25,83%	1,9331%	1,9331%	30	2.148.539,00	41.534,00	1.013.556,01	3.162.095,01
17,21%	0,00%	1-jun-21	30-jun-21	25,82%	1,9321%	25,82%	1,9321%	25,82%	1,9321%	1,9321%	30	2.148.539,00	41.512,24	1.055.068,25	3.203.607,25
17,18%	0,00%	1-jul-21	31-jul-21	25,77%	1,9291%	25,77%	1,9291%	25,77%	1,9291%	1,9291%	30	2.148.539,00	41.446,96	1.096.515,21	3.245.054,21
17,24%	0,00%	1-ago-21	31-ago-21	25,86%	1,9352%	25,86%	1,9352%	25,86%	1,9352%	1,9352%	30	2.148.539,00	41.577,51	1.138.092,72	3.286.631,72
17,19%	0,00%	1-sep-21	30-sep-21	25,79%	1,9301%	25,79%	1,9301%	25,79%	1,9301%	1,9301%	30	2.148.539,00	41.468,72	1.179.561,44	3.328.100,44
17,08%	0,00%	1-oct-21	31-oct-21	25,62%	1,9189%	25,62%	1,9189%	25,62%	1,9189%	1,9189%	30	2.148.539,00	41.229,18	1.220.790,61	3.369.329,61
17,27%	0,00%	1-nov-21	30-nov-21	25,91%	1,9382%	25,91%	1,9382%	25,91%	1,9382%	1,9382%	30	2.148.539,00	41.642,75	1.262.433,37	3.410.972,37
17,46%	0,00%	1-dic-21	31-dic-21	26,19%	1,9574%	26,19%	1,9574%	26,19%	1,9574%	1,9574%	30	2.148.539,00	42.055,47	1.304.488,83	3.453.027,83
17,66%	0,00%	1-ene-22	31-ene-22	26,49%	1,9776%	26,49%	1,9776%	26,49%	1,9776%	1,9776%	30	2.148.539,00	42.488,98	1.346.977,82	3.495.516,82
18,30%	0,00%	1-feb-22	28-feb-22	27,45%	2,0418%	27,45%	2,0418%	27,45%	2,0418%	2,0418%	30	2.148.539,00	43.869,92	1.390.847,74	3.539.386,74
18,47%	0,00%	1-mar-22	31-mar-22	27,71%	2,0588%	27,71%	2,0588%	27,71%	2,0588%	2,0588%	30	2.148.539,00	44.235,13	1.435.082,88	3.583.621,88
19,05%	0,00%	1-abr-22	30-abr-22	28,58%	2,1166%	28,58%	2,1166%	28,58%	2,1166%	2,1166%	30	2.148.539,00	45.476,13	1.480.559,01	3.629.098,01
19,71%	0,00%	1-may-22	31-may-22	29,57%	2,1819%	29,57%	2,1819%	29,57%	2,1819%	2,1819%	30	2.148.539,00	46.878,98	1.527.437,99	3.675.976,99
20,40%	0,00%	1-jun-22	30-jun-22	30,60%	2,2497%	30,60%	2,2497%	30,60%	2,2497%	2,2497%	30	2.148.539,00	48.335,12	1.575.773,11	3.724.312,11
21,28%	0,00%	1-jul-22	31-jul-22	31,92%	2,3354%	31,92%	2,3354%	31,92%	2,3354%	2,3354%	30	2.148.539,00	50.176,96	1.625.950,07	3.774.489,07
22,21%	0,00%	1-ago-22	31-ago-22	33,32%	2,4251%	33,32%	2,4251%	33,32%	2,4251%	2,4251%	30	2.148.539,00	52.105,17	1.678.055,24	3.826.594,24
23,50%	0,00%	1-sep-22	30-sep-22	35,25%	2,5482%	35,25%	2,5482%	35,25%	2,5482%	2,5482%	30	2.148.539,00	54.749,40	1.732.804,64	3.881.343,64
24,61%	0,00%	1-oct-22	31-oct-22	36,92%	2,6528%	36,92%	2,6528%	36,92%	2,6528%	2,6528%	30	2.148.539,00	56.997,05	1.789.801,68	3.938.340,68
25,78%	0,00%	1-nov-22	30-nov-22	38,67%	2,7618%	38,67%	2,7618%	38,67%	2,7618%	2,7618%	30	2.148.539,00	59.339,23	1.849.140,92	3.997.679,92
27,64%	0,00%	1-dic-22	31-dic-22	41,46%	2,9326%	41,46%	2,9326%	41,46%	2,9326%	2,9326%	30	2.148.539,00	63.007,35	1.912.148,27	4.060.687,27
28,84%	0,00%	1-ene-23	31-ene-23	43,26%	3,0411%	43,26%	3,0411%	43,26%	3,0411%	3,0411%	30	2.148.539,00	65.338,84	1.977.487,11	4.126.026,11
30,18%	0,00%	1-feb-23	28-feb-23	45,27%	3,1608%	45,27%	3,1608%	45,27%	3,1608%	3,1608%	30	2.148.539,00	67.910,82	2.045.397,92	4.193.936,92
30,84%	0,00%	1-mar-23	31-mar-23	46,26%	3,2192%	46,26%	3,2192%	46,26%	3,2192%	3,2192%	30	2.148.539,00	69.165,64	2.114.563,57	4.263.102,57
31,39%	0,00%	1-abr-23	30-abr-23	47,09%	3,2676%	47,09%	3,2676%	47,09%	3,2676%	3,2676%	30	2.148.539,00	70.205,40	2.184.768,96	4.333.307,96
30,27%	0,00%	1-may-23	31-may-23	45,41%	3,1688%	45,41%	3,1688%	45,41%	3,1688%	3,1688%	30	2.148.539,00	68.082,39	2.252.851,35	4.401.390,35
29,76%	0,00%	1-jun-23	30-jun-23	44,64%	3,1234%	44,64%	3,1234%	44,64%	3,1234%	3,1234%	30	2.148.539,00	67.108,20	2.319.959,56	4.468.498,56
29,36%	0,00%	1-jul-23	31-jul-23	44,04%	3,0877%	44,04%	3,0877%	44,04%	3,0877%	3,0877%	30	2.148.539,00	66.340,83	2.386.300,38	4.534.839,38
28,75%	0,00%	1-ago-23	31-ago-23	43,13%	3,0330%	43,13%	3,0330%	43,13%	3,0330%	3,0330%	30	2.148.539,00	65.164,91	2.451.465,30	4.600.004,30
28,03%	0,00%	1-sep-23	19-sep-23	42,05%	2,9680%	42,05%	2,9680%	42,05%	2,9680%	2,9680%	19	2.148.539,00	40.386,43	2.491.851,73	4.640.390,73
SUBTOTAL												2.491.851,73	0,00	2.491.851,73	4.640.390,73

TOTAL INTERESES	→	\$	2.491.851,73
CAPITAL	→	\$	2.148.539,00
TOTAL: INTERESES MORA+CAPITAL	→	\$	4.640.390,73
INTERESES CORRIENTES		\$	1.123.965,00
AGENCIAS EN DERECHO			
TOTAL			5.764.356

CAPITAL \$2.171.006,00

INT.DE PLAZO O SANC. 20% \$0,00

Tasa anual pactada o pedida en la demanda →

maxima legal
0,00%

Tasa mensual pactada o pedida en la demanda →

TASA EF. ANUAL		VIGENCIA		INT.MORATORIO		LIMITE USURA		T. PACTADA ó PEDIDA		TASA	LIQ. CREDITO	VALOR INTERESES	ABONOS	SALDO INTERESES	SALDO ADEUDADO
B/RIO.CTE	RED. OR	DESDE	HASTA	EF.ANUAL	NOM.MEN	EF.ANUAL	NOM. MEN	EF. ANUAL	NOM.MEN	APLICADA					
19,30%	0,00%			28,95%	2,1414%	28,95%	2,1414%	28,95%	2,1414%	2,1414%	0	2.171.006,00		0,00	2.171.006,00
19,28%	0,00%	29-jul-19	31-jul-19	28,92%	2,1394%	28,92%	2,1394%	28,92%	2,1394%	2,1394%	2	2.171.006,00	3.096,45	3.096,45	2.174.102,45
19,28%	0,00%	1-ago-19	31-ago-19	28,92%	2,1394%	28,92%	2,1394%	28,92%	2,1394%	2,1394%	30	2.171.006,00	46.446,79	49.543,24	2.220.549,24
19,32%	0,00%	1-sep-19	30-sep-19	28,98%	2,1434%	28,98%	2,1434%	28,98%	2,1434%	2,1434%	30	2.171.006,00	46.532,77	96.076,01	2.267.082,01
19,10%	0,00%	1-oct-19	31-oct-19	28,65%	2,1216%	28,65%	2,1216%	28,65%	2,1216%	2,1216%	30	2.171.006,00	46.059,41	142.135,42	2.313.141,42
19,03%	0,00%	1-nov-19	30-nov-19	28,55%	2,1146%	28,55%	2,1146%	28,55%	2,1146%	2,1146%	30	2.171.006,00	45.908,56	188.043,98	2.359.049,98
18,91%	0,00%	1-dic-19	31-dic-19	28,37%	2,1027%	28,37%	2,1027%	28,37%	2,1027%	2,1027%	30	2.171.006,00	45.649,70	233.693,68	2.404.699,68
18,77%	0,00%	1-ene-20	31-ene-20	28,16%	2,0888%	28,16%	2,0888%	28,16%	2,0888%	2,0888%	30	2.171.006,00	45.347,28	279.040,96	2.450.046,96
19,06%	0,00%	1-feb-20	29-feb-20	28,59%	2,1176%	28,59%	2,1176%	28,59%	2,1176%	2,1176%	30	2.171.006,00	45.973,22	325.014,19	2.496.020,19
18,95%	0,00%	1-mar-20	31-mar-20	28,43%	2,1067%	28,43%	2,1067%	28,43%	2,1067%	2,1067%	30	2.171.006,00	45.736,03	370.750,21	2.541.756,21
18,69%	0,00%	1-abr-20	30-abr-20	28,04%	2,0808%	28,04%	2,0808%	28,04%	2,0808%	2,0808%	30	2.171.006,00	45.174,26	415.924,48	2.586.930,48
18,19%	0,00%	1-may-20	31-may-20	27,29%	2,0308%	27,29%	2,0308%	27,29%	2,0308%	2,0308%	30	2.171.006,00	44.089,52	460.014,00	2.631.020,00
18,12%	0,00%	1-jun-20	30-jun-20	27,18%	2,0238%	27,18%	2,0238%	27,18%	2,0238%	2,0238%	30	2.171.006,00	43.937,19	503.951,19	2.674.957,19
18,12%	0,00%	1-jul-20	31-jul-20	27,18%	2,0238%	27,18%	2,0238%	27,18%	2,0238%	2,0238%	30	2.171.006,00	43.937,19	547.888,38	2.718.894,38
18,29%	0,00%	1-ago-20	31-ago-20	27,44%	2,0408%	27,44%	2,0408%	27,44%	2,0408%	2,0408%	30	2.171.006,00	44.306,94	592.195,32	2.763.201,32
18,35%	0,00%	1-sep-20	30-sep-20	27,53%	2,0469%	27,53%	2,0469%	27,53%	2,0469%	2,0469%	30	2.171.006,00	44.437,28	636.632,60	2.807.638,60
18,09%	0,00%	1-oct-20	31-oct-20	27,14%	2,0208%	27,14%	2,0208%	27,14%	2,0208%	2,0208%	30	2.171.006,00	43.871,87	680.504,47	2.851.510,47
17,84%	0,00%	1-nov-20	30-nov-20	26,76%	1,9957%	26,76%	1,9957%	26,76%	1,9957%	1,9957%	30	2.171.006,00	43.326,71	723.831,18	2.894.837,18
17,46%	0,00%	1-dic-20	31-dic-20	26,19%	1,9574%	26,19%	1,9574%	26,19%	1,9574%	1,9574%	30	2.171.006,00	42.495,24	766.326,42	2.937.332,42
17,32%	0,00%	1-ene-21	31-ene-21	25,98%	1,9432%	25,98%	1,9432%	25,98%	1,9432%	1,9432%	30	2.171.006,00	42.188,03	808.514,45	2.979.520,45
17,54%	0,00%	1-feb-21	28-feb-21	26,31%	1,9655%	26,31%	1,9655%	26,31%	1,9655%	1,9655%	30	2.171.006,00	42.670,57	851.185,02	3.022.191,02
17,41%	0,00%	1-mar-21	31-mar-21	26,12%	1,9523%	26,12%	1,9523%	26,12%	1,9523%	1,9523%	30	2.171.006,00	42.385,57	893.570,59	3.064.576,59
17,31%	0,00%	1-abr-21	30-abr-21	25,97%	1,9422%	25,97%	1,9422%	25,97%	1,9422%	1,9422%	30	2.171.006,00	42.166,07	935.736,67	3.106.742,67
17,22%	0,00%	1-may-21	31-may-21	25,83%	1,9331%	25,83%	1,9331%	25,83%	1,9331%	1,9331%	30	2.171.006,00	41.968,32	977.704,98	3.148.710,98
17,21%	0,00%	1-jun-21	30-jun-21	25,82%	1,9321%	25,82%	1,9321%	25,82%	1,9321%	1,9321%	30	2.171.006,00	41.946,33	1.019.651,31	3.190.657,31
17,18%	0,00%	1-jul-21	31-jul-21	25,77%	1,9291%	25,77%	1,9291%	25,77%	1,9291%	1,9291%	30	2.171.006,00	41.880,36	1.061.531,68	3.232.537,68
17,24%	0,00%	1-ago-21	31-ago-21	25,86%	1,9352%	25,86%	1,9352%	25,86%	1,9352%	1,9352%	30	2.171.006,00	42.012,28	1.103.543,95	3.274.549,95
17,19%	0,00%	1-sep-21	30-sep-21	25,79%	1,9301%	25,79%	1,9301%	25,79%	1,9301%	1,9301%	30	2.171.006,00	41.902,35	1.145.446,31	3.316.452,31
17,08%	0,00%	1-oct-21	31-oct-21	25,62%	1,9189%	25,62%	1,9189%	25,62%	1,9189%	1,9189%	30	2.171.006,00	41.660,31	1.187.106,61	3.358.112,61
17,27%	0,00%	1-nov-21	30-nov-21	25,91%	1,9382%	25,91%	1,9382%	25,91%	1,9382%	1,9382%	30	2.171.006,00	42.078,20	1.229.184,82	3.400.190,82
17,46%	0,00%	1-dic-21	31-dic-21	26,19%	1,9574%	26,19%	1,9574%	26,19%	1,9574%	1,9574%	30	2.171.006,00	42.495,24	1.271.680,05	3.442.686,05
17,66%	0,00%	1-ene-22	31-ene-22	26,49%	1,9776%	26,49%	1,9776%	26,49%	1,9776%	1,9776%	30	2.171.006,00	42.933,28	1.314.613,34	3.485.619,34
18,30%	0,00%	1-feb-22	28-feb-22	27,45%	2,0418%	27,45%	2,0418%	27,45%	2,0418%	2,0418%	30	2.171.006,00	44.328,67	1.358.942,01	3.529.948,01
18,47%	0,00%	1-mar-22	31-mar-22	27,71%	2,0588%	27,71%	2,0588%	27,71%	2,0588%	2,0588%	30	2.171.006,00	44.697,70	1.403.639,70	3.574.645,70
19,05%	0,00%	1-abr-22	30-abr-22	28,58%	2,1166%	28,58%	2,1166%	28,58%	2,1166%	2,1166%	30	2.171.006,00	45.951,67	1.449.591,37	3.620.597,37
19,71%	0,00%	1-may-22	31-may-22	29,57%	2,1819%	29,57%	2,1819%	29,57%	2,1819%	2,1819%	30	2.171.006,00	47.369,19	1.496.960,56	3.667.966,56
20,40%	0,00%	1-jun-22	30-jun-22	30,60%	2,2497%	30,60%	2,2497%	30,60%	2,2497%	2,2497%	30	2.171.006,00	48.840,55	1.545.801,11	3.716.807,11
21,28%	0,00%	1-jul-22	31-jul-22	31,92%	2,3354%	31,92%	2,3354%	31,92%	2,3354%	2,3354%	30	2.171.006,00	50.701,65	1.596.502,77	3.767.508,77
22,21%	0,00%	1-ago-22	31-ago-22	33,32%	2,4251%	33,32%	2,4251%	33,32%	2,4251%	2,4251%	30	2.171.006,00	52.650,03	1.649.152,80	3.820.158,80
23,50%	0,00%	1-sep-22	30-sep-22	35,25%	2,5482%	35,25%	2,5482%	35,25%	2,5482%	2,5482%	30	2.171.006,00	55.321,91	1.704.474,70	3.875.480,70
24,61%	0,00%	1-oct-22	31-oct-22	36,92%	2,6528%	36,92%	2,6528%	36,92%	2,6528%	2,6528%	30	2.171.006,00	57.593,06	1.762.067,76	3.933.073,76
25,78%	0,00%	1-nov-22	30-nov-22	38,67%	2,7618%	38,67%	2,7618%	38,67%	2,7618%	2,7618%	30	2.171.006,00	59.959,73	1.822.027,49	3.993.033,49
27,64%	0,00%	1-dic-22	31-dic-22	41,46%	2,9326%	41,46%	2,9326%	41,46%	2,9326%	2,9326%	30	2.171.006,00	63.666,21	1.885.693,70	4.056.699,70
28,84%	0,00%	1-ene-23	31-ene-23	43,26%	3,0411%	43,26%	3,0411%	43,26%	3,0411%	3,0411%	30	2.171.006,00	66.022,08	1.951.715,79	4.122.721,79
30,18%	0,00%	1-feb-23	28-feb-23	45,27%	3,1608%	45,27%	3,1608%	45,27%	3,1608%	3,1608%	30	2.171.006,00	68.620,95	2.020.336,74	4.191.342,74
30,84%	0,00%	1-mar-23	31-mar-23	46,26%	3,2192%	46,26%	3,2192%	46,26%	3,2192%	3,2192%	30	2.171.006,00	69.888,90	2.090.225,64	4.261.231,64
31,39%	0,00%	1-abr-23	30-abr-23	47,09%	3,2676%	47,09%	3,2676%	47,09%	3,2676%	3,2676%	30	2.171.006,00	70.939,52	2.161.165,16	4.332.171,16
30,27%	0,00%	1-may-23	31-may-23	45,41%	3,1688%	45,41%	3,1688%	45,41%	3,1688%	3,1688%	30	2.171.006,00	68.794,32	2.229.959,48	4.400.965,48
29,76%	0,00%	1-jun-23	30-jun-23	44,64%	3,1234%	44,64%	3,1234%	44,64%	3,1234%	3,1234%	30	2.171.006,00	67.809,95	2.297.769,42	4.468.775,42
29,36%	0,00%	1-jul-23	31-jul-23	44,04%	3,0877%	44,04%	3,0877%	44,04%	3,0877%	3,0877%	30	2.171.006,00	67.034,54	2.364.803,97	4.535.809,97
28,75%	0,00%	1-ago-23	31-ago-23	43,13%	3,0330%	43,13%	3,0330%	43,13%	3,0330%	3,0330%	30	2.171.006,00	65.846,34	2.430.650,30	4.601.656,30
28,03%	0,00%	1-sep-23	19-sep-23	42,05%	2,9680%	42,05%	2,9680%	42,05%	2,9680%	2,9680%	19	2.171.006,00	40.808,75	2.471.459,05	4.642.465,05
SUBTOTAL												2.471.459,05	0,00	2.471.459,05	4.642.465,05

TOTAL INTERESES	→	\$	2.471.459,05
CAPITAL	→	\$	2.171.006,00
TOTAL: INTERESES MORA+CAPITAL	→	\$	4.642.465,05
INTERESES CORRIENTES		\$	1.101.498,00
AGENCIAS EN DERECHO			
TOTAL			5.743.963

CAPITAL \$2.193.707,00

INT.DE PLAZO O SANC. 20% \$0,00

Tasa anual pactada o pedida en la demanda →

maxima legal

Tasa mensual pactada o pedida en la demanda →

0,00%

TASA EF. ANUAL		VIGENCIA		INT.MORATORIO		LIMITE USURA		T. PACTADA ó PEDIDA		TASA	LIQ. CREDITO	VALOR INTERESES	ABONOS	SALDO INTERESES	SALDO ADEUDADO
B/RIO.CTE	RED. OR.	DESDE	HASTA	EF.ANUAL	NOM.MEN	EF.ANUAL	NOM. MEN	EF. ANUAL	NOM.MEN	APLICADA					
19,28%	0,00%	29-ago-19	31-ago-19	28,92%	2,1394%	28,92%	2,1394%	28,92%	2,1394%	2,1394%	2	2.193.707,00		3.128,83	2.196.835,83
19,32%	0,00%	1-sep-19	30-sep-19	28,98%	2,1434%	28,98%	2,1434%	28,98%	2,1434%	2,1434%	30	2.193.707,00		50.148,17	2.243.855,17
19,10%	0,00%	1-oct-19	31-oct-19	28,65%	2,1216%	28,65%	2,1216%	28,65%	2,1216%	2,1216%	30	2.193.707,00		96.689,19	2.290.396,19
19,03%	0,00%	1-nov-19	30-nov-19	28,55%	2,1146%	28,55%	2,1146%	28,55%	2,1146%	2,1146%	30	2.193.707,00		143.077,80	2.336.784,80
18,91%	0,00%	1-dic-19	31-dic-19	28,37%	2,1027%	28,37%	2,1027%	28,37%	2,1027%	2,1027%	30	2.193.707,00		189.204,83	2.382.911,83
18,77%	0,00%	1-ene-20	31-ene-20	28,16%	2,0888%	28,16%	2,0888%	28,16%	2,0888%	2,0888%	30	2.193.707,00		235.026,28	2.428.733,28
19,06%	0,00%	1-feb-20	29-feb-20	28,59%	2,1176%	28,59%	2,1176%	28,59%	2,1176%	2,1176%	30	2.193.707,00		281.480,22	2.475.187,22
18,95%	0,00%	1-mar-20	31-mar-20	28,43%	2,1067%	28,43%	2,1067%	28,43%	2,1067%	2,1067%	30	2.193.707,00		327.694,49	2.521.401,49
18,69%	0,00%	1-abr-20	30-abr-20	28,04%	2,0808%	28,04%	2,0808%	28,04%	2,0808%	2,0808%	30	2.193.707,00		373.341,11	2.567.048,11
18,19%	0,00%	1-may-20	31-may-20	27,29%	2,0308%	27,29%	2,0308%	27,29%	2,0308%	2,0308%	30	2.193.707,00		417.891,65	2.611.598,65
18,12%	0,00%	1-jun-20	30-jun-20	27,18%	2,0238%	27,18%	2,0238%	27,18%	2,0238%	2,0238%	30	2.193.707,00		462.288,27	2.655.995,27
18,12%	0,00%	1-jul-20	31-jul-20	27,18%	2,0238%	27,18%	2,0238%	27,18%	2,0238%	2,0238%	30	2.193.707,00		506.684,89	2.700.391,89
18,29%	0,00%	1-ago-20	31-ago-20	27,44%	2,0408%	27,44%	2,0408%	27,44%	2,0408%	2,0408%	30	2.193.707,00		551.455,12	2.745.162,12
18,35%	0,00%	1-sep-20	30-sep-20	27,53%	2,0469%	27,53%	2,0469%	27,53%	2,0469%	2,0469%	30	2.193.707,00		596.357,05	2.790.064,05
18,09%	0,00%	1-oct-20	31-oct-20	27,14%	2,0208%	27,14%	2,0208%	27,14%	2,0208%	2,0208%	30	2.193.707,00		640.687,67	2.834.394,67
17,84%	0,00%	1-nov-20	30-nov-20	26,76%	1,9957%	26,76%	1,9957%	26,76%	1,9957%	1,9957%	30	2.193.707,00		684.467,43	2.878.174,43
17,46%	0,00%	1-dic-20	31-dic-20	26,19%	1,9574%	26,19%	1,9574%	26,19%	1,9574%	1,9574%	30	2.193.707,00		727.407,01	2.921.114,01
17,32%	0,00%	1-ene-21	31-ene-21	25,98%	1,9432%	25,98%	1,9432%	25,98%	1,9432%	1,9432%	30	2.193.707,00		770.036,18	2.963.743,18
17,54%	0,00%	1-feb-21	28-feb-21	26,31%	1,9655%	26,31%	1,9655%	26,31%	1,9655%	1,9655%	30	2.193.707,00		813.152,93	3.006.859,93
17,41%	0,00%	1-mar-21	31-mar-21	26,12%	1,9523%	26,12%	1,9523%	26,12%	1,9523%	1,9523%	30	2.193.707,00		855.981,71	3.049.688,71
17,31%	0,00%	1-abr-21	30-abr-21	25,97%	1,9422%	25,97%	1,9422%	25,97%	1,9422%	1,9422%	30	2.193.707,00		898.588,69	3.092.295,69
17,22%	0,00%	1-may-21	31-may-21	25,83%	1,9331%	25,83%	1,9331%	25,83%	1,9331%	1,9331%	30	2.193.707,00		940.995,84	3.134.702,84
17,21%	0,00%	1-jun-21	30-jun-21	25,82%	1,9321%	25,82%	1,9321%	25,82%	1,9321%	1,9321%	30	2.193.707,00		983.380,78	3.177.087,78
17,18%	0,00%	1-jul-21	31-jul-21	25,77%	1,9291%	25,77%	1,9291%	25,77%	1,9291%	1,9291%	30	2.193.707,00		1.025.699,07	3.219.406,07
17,24%	0,00%	1-ago-21	31-ago-21	25,86%	1,9352%	25,86%	1,9352%	25,86%	1,9352%	1,9352%	30	2.193.707,00		1.068.150,64	3.261.857,64
17,19%	0,00%	1-sep-21	30-sep-21	25,79%	1,9301%	25,79%	1,9301%	25,79%	1,9301%	1,9301%	30	2.193.707,00		1.110.491,15	3.304.198,15
17,08%	0,00%	1-oct-21	31-oct-21	25,62%	1,9189%	25,62%	1,9189%	25,62%	1,9189%	1,9189%	30	2.193.707,00		1.152.587,07	3.346.294,07
17,27%	0,00%	1-nov-21	30-nov-21	25,91%	1,9382%	25,91%	1,9382%	25,91%	1,9382%	1,9382%	30	2.193.707,00		1.195.105,26	3.388.812,26
17,46%	0,00%	1-dic-21	31-dic-21	26,19%	1,9574%	26,19%	1,9574%	26,19%	1,9574%	1,9574%	30	2.193.707,00		1.238.044,85	3.431.751,85
17,66%	0,00%	1-ene-22	31-ene-22	26,49%	1,9776%	26,49%	1,9776%	26,49%	1,9776%	1,9776%	30	2.193.707,00		1.281.427,06	3.475.134,06
18,30%	0,00%	1-feb-22	28-feb-22	27,45%	2,0418%	27,45%	2,0418%	27,45%	2,0418%	2,0418%	30	2.193.707,00		1.326.219,25	3.519.926,25
18,47%	0,00%	1-mar-22	31-mar-22	27,71%	2,0588%	27,71%	2,0588%	27,71%	2,0588%	2,0588%	30	2.193.707,00		1.371.384,32	3.565.091,32
19,05%	0,00%	1-abr-22	30-abr-22	28,58%	2,1166%	28,58%	2,1166%	28,58%	2,1166%	2,1166%	30	2.193.707,00		1.417.816,49	3.611.523,49
19,71%	0,00%	1-may-22	31-may-22	29,57%	2,1819%	29,57%	2,1819%	29,57%	2,1819%	2,1819%	30	2.193.707,00		1.465.680,99	3.659.387,99
20,40%	0,00%	1-jun-22	30-jun-22	30,60%	2,2497%	30,60%	2,2497%	30,60%	2,2497%	2,2497%	30	2.193.707,00		1.515.032,24	3.708.739,24
21,28%	0,00%	1-jul-22	31-jul-22	31,92%	2,3354%	31,92%	2,3354%	31,92%	2,3354%	2,3354%	30	2.193.707,00		1.566.264,05	3.759.971,05
22,21%	0,00%	1-ago-22	31-ago-22	33,32%	2,4251%	33,32%	2,4251%	33,32%	2,4251%	2,4251%	30	2.193.707,00		1.619.464,61	3.813.171,61
23,50%	0,00%	1-sep-22	30-sep-22	35,25%	2,5482%	35,25%	2,5482%	35,25%	2,5482%	2,5482%	30	2.193.707,00		1.675.364,99	3.869.071,99
24,61%	0,00%	1-oct-22	31-oct-22	36,92%	2,6528%	36,92%	2,6528%	36,92%	2,6528%	2,6528%	30	2.193.707,00		1.733.560,27	3.927.267,27
25,78%	0,00%	1-nov-22	30-nov-22	38,67%	2,7618%	38,67%	2,7618%	38,67%	2,7618%	2,7618%	30	2.193.707,00		1.794.146,97	3.987.853,97
27,64%	0,00%	1-dic-22	31-dic-22	41,46%	2,9326%	41,46%	2,9326%	41,46%	2,9326%	2,9326%	30	2.193.707,00		1.858.478,90	4.052.185,90
28,84%	0,00%	1-ene-23	31-ene-23	43,26%	3,0411%	43,26%	3,0411%	43,26%	3,0411%	3,0411%	30	2.193.707,00		1.925.191,34	4.118.898,34
30,18%	0,00%	1-feb-23	28-feb-23	45,27%	3,1608%	45,27%	3,1608%	45,27%	3,1608%	3,1608%	30	2.193.707,00		1.994.529,82	4.188.236,82
30,84%	0,00%	1-mar-23	31-mar-23	46,26%	3,2192%	46,26%	3,2192%	46,26%	3,2192%	3,2192%	30	2.193.707,00		2.065.149,51	4.258.856,51
31,39%	0,00%	1-abr-23	30-abr-23	47,09%	3,2676%	47,09%	3,2676%	47,09%	3,2676%	3,2676%	30	2.193.707,00		2.136.830,81	4.330.537,81
30,27%	0,00%	1-may-23	31-may-23	45,41%	3,1688%	45,41%	3,1688%	45,41%	3,1688%	3,1688%	30	2.193.707,00		2.206.344,47	4.400.051,47
29,76%	0,00%	1-jun-23	30-jun-23	44,64%	3,1234%	44,64%	3,1234%	44,64%	3,1234%	3,1234%	30	2.193.707,00		2.274.863,46	4.468.570,46
29,36%	0,00%	1-jul-23	31-jul-23	44,04%	3,0877%	44,04%	3,0877%	44,04%	3,0877%	3,0877%	30	2.193.707,00		2.342.598,95	4.536.305,95
28,75%	0,00%	1-ago-23	31-ago-23	43,13%	3,0330%	43,13%	3,0330%	43,13%	3,0330%	3,0330%	30	2.193.707,00		2.409.133,80	4.602.840,80
28,03%	0,00%	1-sep-23	19-sep-23	42,05%	2,9680%	42,05%	2,9680%	42,05%	2,9680%	2,9680%	19	2.193.707,00		2.450.369,27	4.644.076,27
SUBTOTAL												2.450.369,27	0,00	2.450.369,27	4.644.076,27

TOTAL INTERESES	→	\$	2.450.369,27
CAPITAL	→	\$	2.193.707,00
TOTAL: INTERESES MORA+CAPITAL	→	\$	4.644.076,27
INTERESES CORRIENTES		\$	1.078.797,00
AGENCIAS EN DERECHO			
TOTAL			5.722.873

CAPITAL \$2.216.645,00

INT.DE PLAZO O SANC. 20% \$0,00

Tasa **anual** pactada o pedida en la demanda →

maxima legal
0,00%

Tasa **mensual** pactada o pedida en la demanda →

TASA EF. ANUAL		VIGENCIA		INT.MORATORIO		LIMITE USURA		T. PACTADA ó PEDIDA		TASA	LIQ. CREDITO	VALOR INTERESES	ABONOS	SALDO INTERESES	SALDO ADEUDADO
B/RIO.CTE	RED. OR.	DESDE	HASTA	EF.ANUAL	NOM.MEN	EF.ANUAL	NOM. MEN	EF. ANUAL	NOM.MEN	APLICADA					
												2.216.645,00		0,00	2.216.645,00
19,28%	0,00%			28,92%	2,1394%	28,92%	2,1394%	28,92%	2,1394%	2,1394%	0	2.216.645,00		0,00	2.216.645,00
19,32%	0,00%	29-sep-19	30-sep-19	28,98%	2,1434%	28,98%	2,1434%	28,98%	2,1434%	2,1434%	2	2.216.645,00	3.167,40	3.167,40	2.219.812,40
19,10%	0,00%	1-oct-19	31-oct-19	28,65%	2,1216%	28,65%	2,1216%	28,65%	2,1216%	2,1216%	30	2.216.645,00	47.027,67	50.195,07	2.266.840,07
19,03%	0,00%	1-nov-19	30-nov-19	28,55%	2,1146%	28,55%	2,1146%	28,55%	2,1146%	2,1146%	30	2.216.645,00	46.873,65	97.068,73	2.313.713,73
18,91%	0,00%	1-dic-19	31-dic-19	28,37%	2,1027%	28,37%	2,1027%	28,37%	2,1027%	2,1027%	30	2.216.645,00	46.609,35	143.678,08	2.360.323,08
18,77%	0,00%	1-ene-20	31-ene-20	28,16%	2,0888%	28,16%	2,0888%	28,16%	2,0888%	2,0888%	30	2.216.645,00	46.300,57	189.978,65	2.406.623,65
19,06%	0,00%	1-feb-20	29-feb-20	28,59%	2,1176%	28,59%	2,1176%	28,59%	2,1176%	2,1176%	30	2.216.645,00	46.939,68	236.918,33	2.453.563,33
18,95%	0,00%	1-mar-20	31-mar-20	28,43%	2,1067%	28,43%	2,1067%	28,43%	2,1067%	2,1067%	30	2.216.645,00	46.697,49	283.615,82	2.500.260,82
18,69%	0,00%	1-abr-20	30-abr-20	28,04%	2,0808%	28,04%	2,0808%	28,04%	2,0808%	2,0808%	30	2.216.645,00	46.123,92	329.739,74	2.546.384,74
18,19%	0,00%	1-may-20	31-may-20	27,29%	2,0308%	27,29%	2,0308%	27,29%	2,0308%	2,0308%	30	2.216.645,00	45.016,38	374.756,11	2.591.401,11
18,12%	0,00%	1-jun-20	30-jun-20	27,18%	2,0238%	27,18%	2,0238%	27,18%	2,0238%	2,0238%	30	2.216.645,00	44.860,84	419.616,95	2.636.261,95
18,12%	0,00%	1-jul-20	31-jul-20	27,18%	2,0238%	27,18%	2,0238%	27,18%	2,0238%	2,0238%	30	2.216.645,00	44.860,84	464.477,80	2.681.122,80
18,29%	0,00%	1-ago-20	31-ago-20	27,44%	2,0408%	27,44%	2,0408%	27,44%	2,0408%	2,0408%	30	2.216.645,00	45.238,36	509.716,16	2.726.361,16
18,35%	0,00%	1-sep-20	30-sep-20	27,53%	2,0469%	27,53%	2,0469%	27,53%	2,0469%	2,0469%	30	2.216.645,00	45.371,44	555.087,59	2.771.732,59
18,09%	0,00%	1-oct-20	31-oct-20	27,14%	2,0208%	27,14%	2,0208%	27,14%	2,0208%	2,0208%	30	2.216.645,00	44.794,15	599.881,74	2.816.526,74
17,84%	0,00%	1-nov-20	30-nov-20	26,76%	1,9957%	26,76%	1,9957%	26,76%	1,9957%	1,9957%	30	2.216.645,00	44.237,53	644.119,27	2.860.764,27
17,46%	0,00%	1-dic-20	31-dic-20	26,19%	1,9574%	26,19%	1,9574%	26,19%	1,9574%	1,9574%	30	2.216.645,00	43.388,57	687.507,85	2.904.152,85
17,32%	0,00%	1-ene-21	31-ene-21	25,98%	1,9432%	25,98%	1,9432%	25,98%	1,9432%	1,9432%	30	2.216.645,00	43.074,91	730.582,76	2.947.227,76
17,54%	0,00%	1-feb-21	28-feb-21	26,31%	1,9655%	26,31%	1,9655%	26,31%	1,9655%	1,9655%	30	2.216.645,00	43.567,59	774.150,35	2.990.795,35
17,41%	0,00%	1-mar-21	31-mar-21	26,12%	1,9523%	26,12%	1,9523%	26,12%	1,9523%	1,9523%	30	2.216.645,00	43.276,61	817.426,96	3.034.071,96
17,31%	0,00%	1-abr-21	30-abr-21	25,97%	1,9422%	25,97%	1,9422%	25,97%	1,9422%	1,9422%	30	2.216.645,00	43.052,49	860.479,45	3.077.124,45
17,22%	0,00%	1-may-21	31-may-21	25,83%	1,9331%	25,83%	1,9331%	25,83%	1,9331%	1,9331%	30	2.216.645,00	42.850,58	903.330,02	3.119.975,02
17,21%	0,00%	1-jun-21	30-jun-21	25,82%	1,9321%	25,82%	1,9321%	25,82%	1,9321%	1,9321%	30	2.216.645,00	42.828,13	946.158,15	3.162.803,15
17,18%	0,00%	1-jul-21	31-jul-21	25,77%	1,9291%	25,77%	1,9291%	25,77%	1,9291%	1,9291%	30	2.216.645,00	42.760,77	988.918,92	3.205.563,92
17,24%	0,00%	1-ago-21	31-ago-21	25,86%	1,9352%	25,86%	1,9352%	25,86%	1,9352%	1,9352%	30	2.216.645,00	42.895,46	1.031.814,39	3.248.459,39
17,19%	0,00%	1-sep-21	30-sep-21	25,79%	1,9301%	25,79%	1,9301%	25,79%	1,9301%	1,9301%	30	2.216.645,00	42.783,23	1.074.597,61	3.291.242,61
17,08%	0,00%	1-oct-21	31-oct-21	25,62%	1,9189%	25,62%	1,9189%	25,62%	1,9189%	1,9189%	30	2.216.645,00	42.536,09	1.117.133,71	3.333.778,71
17,27%	0,00%	1-nov-21	30-nov-21	25,91%	1,9382%	25,91%	1,9382%	25,91%	1,9382%	1,9382%	30	2.216.645,00	42.962,77	1.160.096,48	3.376.741,48
17,46%	0,00%	1-dic-21	31-dic-21	26,19%	1,9574%	26,19%	1,9574%	26,19%	1,9574%	1,9574%	30	2.216.645,00	43.388,57	1.203.485,05	3.420.130,05
17,66%	0,00%	1-ene-22	31-ene-22	26,49%	1,9776%	26,49%	1,9776%	26,49%	1,9776%	1,9776%	30	2.216.645,00	43.835,83	1.247.320,88	3.463.965,88
18,30%	0,00%	1-feb-22	28-feb-22	27,45%	2,0418%	27,45%	2,0418%	27,45%	2,0418%	2,0418%	30	2.216.645,00	45.260,55	1.292.581,43	3.509.226,43
18,47%	0,00%	1-mar-22	31-mar-22	27,71%	2,0588%	27,71%	2,0588%	27,71%	2,0588%	2,0588%	30	2.216.645,00	45.637,33	1.338.218,76	3.554.863,76
19,05%	0,00%	1-abr-22	30-abr-22	28,58%	2,1166%	28,58%	2,1166%	28,58%	2,1166%	2,1166%	30	2.216.645,00	46.917,67	1.385.136,43	3.601.781,43
19,71%	0,00%	1-may-22	31-may-22	29,57%	2,1819%	29,57%	2,1819%	29,57%	2,1819%	2,1819%	30	2.216.645,00	48.364,98	1.433.501,42	3.650.146,42
20,40%	0,00%	1-jun-22	30-jun-22	30,60%	2,2497%	30,60%	2,2497%	30,60%	2,2497%	2,2497%	30	2.216.645,00	49.867,28	1.483.368,70	3.700.013,70
21,28%	0,00%	1-jul-22	31-jul-22	31,92%	2,3354%	31,92%	2,3354%	31,92%	2,3354%	2,3354%	30	2.216.645,00	51.767,50	1.535.136,20	3.751.781,20
22,21%	0,00%	1-ago-22	31-ago-22	33,32%	2,4251%	33,32%	2,4251%	33,32%	2,4251%	2,4251%	30	2.216.645,00	53.756,84	1.588.893,05	3.805.538,05
23,50%	0,00%	1-sep-22	30-sep-22	35,25%	2,5482%	35,25%	2,5482%	35,25%	2,5482%	2,5482%	30	2.216.645,00	56.484,89	1.645.377,93	3.862.022,93
24,61%	0,00%	1-oct-22	31-oct-22	36,92%	2,6528%	36,92%	2,6528%	36,92%	2,6528%	2,6528%	30	2.216.645,00	58.803,78	1.704.181,71	3.920.826,71
25,78%	0,00%	1-nov-22	30-nov-22	38,67%	2,7618%	38,67%	2,7618%	38,67%	2,7618%	2,7618%	30	2.216.645,00	61.220,21	1.765.401,93	3.982.046,93
27,64%	0,00%	1-dic-22	31-dic-22	41,46%	2,9326%	41,46%	2,9326%	41,46%	2,9326%	2,9326%	30	2.216.645,00	65.004,60	1.830.406,53	4.047.051,53
28,84%	0,00%	1-ene-23	31-ene-23	43,26%	3,0411%	43,26%	3,0411%	43,26%	3,0411%	3,0411%	30	2.216.645,00	67.410,00	1.897.816,53	4.114.461,53
30,18%	0,00%	1-feb-23	28-feb-23	45,27%	3,1608%	45,27%	3,1608%	45,27%	3,1608%	3,1608%	30	2.216.645,00	70.063,50	1.967.880,04	4.184.525,04
30,84%	0,00%	1-mar-23	31-mar-23	46,26%	3,2192%	46,26%	3,2192%	46,26%	3,2192%	3,2192%	30	2.216.645,00	71.358,11	2.039.238,14	4.255.883,14
31,39%	0,00%	1-abr-23	30-abr-23	47,09%	3,2676%	47,09%	3,2676%	47,09%	3,2676%	3,2676%	30	2.216.645,00	72.430,82	2.111.668,96	4.328.313,96
30,27%	0,00%	1-may-23	31-may-23	45,41%	3,1688%	45,41%	3,1688%	45,41%	3,1688%	3,1688%	30	2.216.645,00	70.240,52	2.181.909,48	4.398.554,48
29,76%	0,00%	1-jun-23	30-jun-23	44,64%	3,1234%	44,64%	3,1234%	44,64%	3,1234%	3,1234%	30	2.216.645,00	69.235,45	2.251.144,93	4.467.789,93
29,36%	0,00%	1-jul-23	31-jul-23	44,04%	3,0877%	44,04%	3,0877%	44,04%	3,0877%	3,0877%	30	2.216.645,00	68.443,75	2.319.588,67	4.536.233,67
28,75%	0,00%	1-ago-23	31-ago-23	43,13%	3,0330%	43,13%	3,0330%	43,13%	3,0330%	3,0330%	30	2.216.645,00	67.230,56	2.386.819,23	4.603.464,23
28,03%	0,00%	1-sep-23	19-sep-23	42,05%	2,9680%	42,05%	2,9680%	42,05%	2,9680%	2,9680%	19	2.216.645,00	41.666,63	2.428.485,87	4.645.130,87
SUBTOTAL											2.428.485,87	0,00	2.428.485,87	4.645.130,87	

TOTAL INTERESES	→	\$	2.428.485,87
CAPITAL	→	\$	2.216.645,00
TOTAL: INTERESES MORA+CAPITAL	→	\$	4.645.130,87
INTERESES CORRIENTES		\$	1.055.858,00
AGENCIAS EN DERECHO			
TOTAL			5.700.989

CAPITAL \$2.239.824,00

INT.DE PLAZO O SANC. 20% \$0,00

Tasa anual pactada o pedida en la demanda →

maxima legal

Tasa mensual pactada o pedida en la demanda →


0,00%

TASA EF. ANUAL		VIGENCIA		INT.MORATORIO		LIMITE USURA		T. PACTADA ó PEDIDA		TASA	LIQ. CREDITO	VALOR INTERESES	ABONOS	SALDO INTERESES	SALDO ADEUDADO
B/RIO.CTE	RED. OR	DESDE	HASTA	EF.ANUAL	NOM.MEN	EF.ANUAL	NOM. MEN	EF. ANUAL	NOM.MEN	APLICADA					
19,10%	0,00%	29-oct-19	31-oct-19	28,65%	2,1216%	28,65%	2,1216%	28,65%	2,1216%	2,1216%	2	2.239.824,00		3.167,96	2.242.991,96
19,03%	0,00%	1-nov-19	30-nov-19	28,55%	2,1146%	28,55%	2,1146%	28,55%	2,1146%	2,1146%	30	2.239.824,00		50.531,76	2.290.355,76
18,91%	0,00%	1-dic-19	31-dic-19	28,37%	2,1027%	28,37%	2,1027%	28,37%	2,1027%	2,1027%	30	2.239.824,00		97.628,50	2.337.452,50
18,77%	0,00%	1-ene-20	31-ene-20	28,16%	2,0888%	28,16%	2,0888%	28,16%	2,0888%	2,0888%	30	2.239.824,00		144.413,23	2.384.237,23
19,06%	0,00%	1-feb-20	29-feb-20	28,59%	2,1176%	28,59%	2,1176%	28,59%	2,1176%	2,1176%	30	2.239.824,00		191.843,74	2.431.667,74
18,95%	0,00%	1-mar-20	31-mar-20	28,43%	2,1067%	28,43%	2,1067%	28,43%	2,1067%	2,1067%	30	2.239.824,00		239.029,54	2.478.853,54
18,69%	0,00%	1-abr-20	30-abr-20	28,04%	2,0808%	28,04%	2,0808%	28,04%	2,0808%	2,0808%	30	2.239.824,00		285.635,77	2.525.459,77
18,19%	0,00%	1-may-20	31-may-20	27,29%	2,0308%	27,29%	2,0308%	27,29%	2,0308%	2,0308%	30	2.239.824,00		331.122,87	2.570.946,87
18,12%	0,00%	1-jun-20	30-jun-20	27,18%	2,0238%	27,18%	2,0238%	27,18%	2,0238%	2,0238%	30	2.239.824,00		376.452,81	2.616.276,81
18,12%	0,00%	1-jul-20	31-jul-20	27,18%	2,0238%	27,18%	2,0238%	27,18%	2,0238%	2,0238%	30	2.239.824,00		421.782,75	2.661.606,75
18,29%	0,00%	1-ago-20	31-ago-20	27,44%	2,0408%	27,44%	2,0408%	27,44%	2,0408%	2,0408%	30	2.239.824,00		467.494,16	2.707.318,16
18,35%	0,00%	1-sep-20	30-sep-20	27,53%	2,0469%	27,53%	2,0469%	27,53%	2,0469%	2,0469%	30	2.239.824,00		513.340,04	2.753.164,04
18,09%	0,00%	1-oct-20	31-oct-20	27,14%	2,0208%	27,14%	2,0208%	27,14%	2,0208%	2,0208%	30	2.239.824,00		558.602,59	2.798.426,59
17,84%	0,00%	1-nov-20	30-nov-20	26,76%	1,9957%	26,76%	1,9957%	26,76%	1,9957%	1,9957%	30	2.239.824,00		603.302,71	2.843.126,71
17,46%	0,00%	1-dic-20	31-dic-20	26,19%	1,9574%	26,19%	1,9574%	26,19%	1,9574%	1,9574%	30	2.239.824,00		647.144,98	2.886.968,98
17,32%	0,00%	1-ene-21	31-ene-21	25,98%	1,9432%	25,98%	1,9432%	25,98%	1,9432%	1,9432%	30	2.239.824,00		690.670,32	2.930.494,32
17,54%	0,00%	1-feb-21	28-feb-21	26,31%	1,9655%	26,31%	1,9655%	26,31%	1,9655%	1,9655%	30	2.239.824,00		734.693,49	2.974.517,49
17,41%	0,00%	1-mar-21	31-mar-21	26,12%	1,9523%	26,12%	1,9523%	26,12%	1,9523%	1,9523%	30	2.239.824,00		778.422,63	3.018.246,63
17,31%	0,00%	1-abr-21	30-abr-21	25,97%	1,9422%	25,97%	1,9422%	25,97%	1,9422%	1,9422%	30	2.239.824,00		821.925,31	3.061.749,31
17,22%	0,00%	1-may-21	31-may-21	25,83%	1,9331%	25,83%	1,9331%	25,83%	1,9331%	1,9331%	30	2.239.824,00		865.223,97	3.105.047,97
17,21%	0,00%	1-jun-21	30-jun-21	25,82%	1,9321%	25,82%	1,9321%	25,82%	1,9321%	1,9321%	30	2.239.824,00		908.499,94	3.148.323,94
17,18%	0,00%	1-jul-21	31-jul-21	25,77%	1,9291%	25,77%	1,9291%	25,77%	1,9291%	1,9291%	30	2.239.824,00		951.707,86	3.191.531,86
17,24%	0,00%	1-ago-21	31-ago-21	25,86%	1,9352%	25,86%	1,9352%	25,86%	1,9352%	1,9352%	30	2.239.824,00		995.051,87	3.234.875,87
17,19%	0,00%	1-sep-21	30-sep-21	25,79%	1,9301%	25,79%	1,9301%	25,79%	1,9301%	1,9301%	30	2.239.824,00		1.038.282,47	3.278.106,47
17,08%	0,00%	1-oct-21	31-oct-21	25,62%	1,9189%	25,62%	1,9189%	25,62%	1,9189%	1,9189%	30	2.239.824,00		1.081.263,35	3.321.087,35
17,27%	0,00%	1-nov-21	30-nov-21	25,91%	1,9382%	25,91%	1,9382%	25,91%	1,9382%	1,9382%	30	2.239.824,00		1.124.675,38	3.364.499,38
17,46%	0,00%	1-dic-21	31-dic-21	26,19%	1,9574%	26,19%	1,9574%	26,19%	1,9574%	1,9574%	30	2.239.824,00		1.168.517,66	3.408.341,66
17,66%	0,00%	1-ene-22	31-ene-22	26,49%	1,9776%	26,49%	1,9776%	26,49%	1,9776%	1,9776%	30	2.239.824,00		1.212.811,87	3.452.635,87
18,30%	0,00%	1-feb-22	28-feb-22	27,45%	2,0418%	27,45%	2,0418%	27,45%	2,0418%	2,0418%	30	2.239.824,00		1.258.545,70	3.498.369,70
18,47%	0,00%	1-mar-22	31-mar-22	27,71%	2,0588%	27,71%	2,0588%	27,71%	2,0588%	2,0588%	30	2.239.824,00		1.304.660,25	3.544.484,25
19,05%	0,00%	1-abr-22	30-abr-22	28,58%	2,1166%	28,58%	2,1166%	28,58%	2,1166%	2,1166%	30	2.239.824,00		1.352.068,53	3.591.892,53
19,71%	0,00%	1-may-22	31-may-22	29,57%	2,1819%	29,57%	2,1819%	29,57%	2,1819%	2,1819%	30	2.239.824,00		1.400.939,26	3.640.763,26
20,40%	0,00%	1-jun-22	30-jun-22	30,60%	2,2497%	30,60%	2,2497%	30,60%	2,2497%	2,2497%	30	2.239.824,00		1.451.327,99	3.691.151,99
21,28%	0,00%	1-jul-22	31-jul-22	31,92%	2,3354%	31,92%	2,3354%	31,92%	2,3354%	2,3354%	30	2.239.824,00		1.503.636,82	3.743.460,82
22,21%	0,00%	1-ago-22	31-ago-22	33,32%	2,4251%	33,32%	2,4251%	33,32%	2,4251%	2,4251%	30	2.239.824,00		1.557.955,78	3.797.779,78
23,50%	0,00%	1-sep-22	30-sep-22	35,25%	2,5482%	35,25%	2,5482%	35,25%	2,5482%	2,5482%	30	2.239.824,00		1.615.031,32	3.854.855,32
24,61%	0,00%	1-oct-22	31-oct-22	36,92%	2,6528%	36,92%	2,6528%	36,92%	2,6528%	2,6528%	30	2.239.824,00		1.674.450,00	3.914.274,00
25,78%	0,00%	1-nov-22	30-nov-22	38,67%	2,7618%	38,67%	2,7618%	38,67%	2,7618%	2,7618%	30	2.239.824,00		1.736.310,38	3.976.134,38
27,64%	0,00%	1-dic-22	31-dic-22	41,46%	2,9326%	41,46%	2,9326%	41,46%	2,9326%	2,9326%	30	2.239.824,00		1.801.994,72	4.041.818,72
28,84%	0,00%	1-ene-23	31-ene-23	43,26%	3,0411%	43,26%	3,0411%	43,26%	3,0411%	3,0411%	30	2.239.824,00		1.870.109,62	4.109.933,62
30,18%	0,00%	1-feb-23	28-feb-23	45,27%	3,1608%	45,27%	3,1608%	45,27%	3,1608%	3,1608%	30	2.239.824,00		1.940.905,76	4.180.729,76
30,84%	0,00%	1-mar-23	31-mar-23	46,26%	3,2192%	46,26%	3,2192%	46,26%	3,2192%	3,2192%	30	2.239.824,00		2.013.010,05	4.252.834,05
31,39%	0,00%	1-abr-23	30-abr-23	47,09%	3,2676%	47,09%	3,2676%	47,09%	3,2676%	3,2676%	30	2.239.824,00		2.086.198,26	4.326.022,26
30,27%	0,00%	1-may-23	31-may-23	45,41%	3,1688%	45,41%	3,1688%	45,41%	3,1688%	3,1688%	30	2.239.824,00		2.157.173,27	4.396.997,27
29,76%	0,00%	1-jun-23	30-jun-23	44,64%	3,1234%	44,64%	3,1234%	44,64%	3,1234%	3,1234%	30	2.239.824,00		2.227.132,70	4.466.956,70
29,36%	0,00%	1-jul-23	31-jul-23	44,04%	3,0877%	44,04%	3,0877%	44,04%	3,0877%	3,0877%	30	2.239.824,00		2.296.292,15	4.536.116,15
28,75%	0,00%	1-ago-23	31-ago-23	43,13%	3,0330%	43,13%	3,0330%	43,13%	3,0330%	3,0330%	30	2.239.824,00		2.364.225,72	4.604.049,72
28,03%	0,00%	1-sep-23	19-sep-23	42,05%	2,9680%	42,05%	2,9680%	42,05%	2,9680%	2,9680%	19	2.239.824,00		2.406.328,05	4.646.152,05
SUBTOTAL												2.406.328,05	0,00	2.406.328,05	4.646.152,05

TOTAL INTERESES → \$ 2.406.328,05

CAPITAL → \$ 2.239.824,00

TOTAL: INTERESES
MORA+CAPITAL
INTERESES CORRIENTES
AGENCIAS EN DERECHO
TOTAL



\$ 4.646.152,05
\$ 1.032.680,00
5.678.832

CAPITAL \$2.263.245,00

INT.DE PLAZO O SANC. 20% \$0,00

Tasa anual pactada o pedida en la demanda →


maxima legal
0,00%

Tasa mensual pactada o pedida en la demanda →

TASA EF. ANUAL		VIGENCIA		INT.MORATORIO		LIMITE USURA		T. PACTADA ó PEDIDA		TASA	LIQ. CREDITO	VALOR INTERESES	ABONOS	SALDO INTERESES	SALDO ADEUDADO
B/RIO.CTE	RED. OR	DESDE	HASTA	EF.ANUAL	NOM.MEN	EF.ANUAL	NOM. MEN	EF. ANUAL	NOM.MEN	APLICADA					
											2.263.245,00			0,00	2.263.245,00
19,10%	0,00%			28,65%	2,1216%	28,65%	2,1216%	28,65%	2,1216%	2,1216%	0			0,00	2.263.245,00
19,03%	0,00%	29-nov-19	30-nov-19	28,55%	2,1146%	28,55%	2,1146%	28,55%	2,1146%	2,1146%	2	2.263.245,00	3.190,60	3.190,60	2.266.435,60
18,91%	0,00%	1-dic-19	31-dic-19	28,37%	2,1027%	28,37%	2,1027%	28,37%	2,1027%	2,1027%	30	2.263.245,00	47.589,21	50.779,81	2.314.024,81
18,77%	0,00%	1-ene-20	31-ene-20	28,16%	2,0888%	28,16%	2,0888%	28,16%	2,0888%	2,0888%	30	2.263.245,00	47.273,94	98.053,75	2.361.298,75
19,06%	0,00%	1-feb-20	29-feb-20	28,59%	2,1176%	28,59%	2,1176%	28,59%	2,1176%	2,1176%	30	2.263.245,00	47.926,48	145.980,23	2.409.225,23
18,95%	0,00%	1-mar-20	31-mar-20	28,43%	2,1067%	28,43%	2,1067%	28,43%	2,1067%	2,1067%	30	2.263.245,00	47.679,20	193.659,43	2.456.904,43
18,69%	0,00%	1-abr-20	30-abr-20	28,04%	2,0808%	28,04%	2,0808%	28,04%	2,0808%	2,0808%	30	2.263.245,00	47.093,57	240.753,00	2.503.998,00
18,19%	0,00%	1-may-20	31-may-20	27,29%	2,0308%	27,29%	2,0308%	27,29%	2,0308%	2,0308%	30	2.263.245,00	45.962,74	286.715,75	2.549.960,75
18,12%	0,00%	1-jun-20	30-jun-20	27,18%	2,0238%	27,18%	2,0238%	27,18%	2,0238%	2,0238%	30	2.263.245,00	45.803,94	332.519,69	2.595.764,69
18,12%	0,00%	1-jul-20	31-jul-20	27,18%	2,0238%	27,18%	2,0238%	27,18%	2,0238%	2,0238%	30	2.263.245,00	45.803,94	378.323,63	2.641.568,63
18,29%	0,00%	1-ago-20	31-ago-20	27,44%	2,0408%	27,44%	2,0408%	27,44%	2,0408%	2,0408%	30	2.263.245,00	46.189,40	424.513,02	2.687.758,02
18,35%	0,00%	1-sep-20	30-sep-20	27,53%	2,0469%	27,53%	2,0469%	27,53%	2,0469%	2,0469%	30	2.263.245,00	46.325,27	470.838,29	2.734.083,29
18,09%	0,00%	1-oct-20	31-oct-20	27,14%	2,0208%	27,14%	2,0208%	27,14%	2,0208%	2,0208%	30	2.263.245,00	45.735,85	516.574,14	2.779.819,14
17,84%	0,00%	1-nov-20	30-nov-20	26,76%	1,9957%	26,76%	1,9957%	26,76%	1,9957%	1,9957%	30	2.263.245,00	45.167,53	561.741,67	2.824.986,67
17,46%	0,00%	1-dic-20	31-dic-20	26,19%	1,9574%	26,19%	1,9574%	26,19%	1,9574%	1,9574%	30	2.263.245,00	44.300,72	606.042,39	2.869.287,39
17,32%	0,00%	1-ene-21	31-ene-21	25,98%	1,9432%	25,98%	1,9432%	25,98%	1,9432%	1,9432%	30	2.263.245,00	43.980,47	650.022,85	2.913.267,85
17,54%	0,00%	1-feb-21	28-feb-21	26,31%	1,9655%	26,31%	1,9655%	26,31%	1,9655%	1,9655%	30	2.263.245,00	44.483,50	694.506,36	2.957.751,36
17,41%	0,00%	1-mar-21	31-mar-21	26,12%	1,9523%	26,12%	1,9523%	26,12%	1,9523%	1,9523%	30	2.263.245,00	44.186,40	738.692,75	3.001.937,75
17,31%	0,00%	1-abr-21	30-abr-21	25,97%	1,9422%	25,97%	1,9422%	25,97%	1,9422%	1,9422%	30	2.263.245,00	43.957,57	782.650,33	3.045.895,33
17,22%	0,00%	1-may-21	31-may-21	25,83%	1,9331%	25,83%	1,9331%	25,83%	1,9331%	1,9331%	30	2.263.245,00	43.751,41	826.401,74	3.089.646,74
17,21%	0,00%	1-jun-21	30-jun-21	25,82%	1,9321%	25,82%	1,9321%	25,82%	1,9321%	1,9321%	30	2.263.245,00	43.728,49	870.130,23	3.133.375,23
17,18%	0,00%	1-jul-21	31-jul-21	25,77%	1,9291%	25,77%	1,9291%	25,77%	1,9291%	1,9291%	30	2.263.245,00	43.659,72	913.789,96	3.177.034,96
17,24%	0,00%	1-ago-21	31-ago-21	25,86%	1,9352%	25,86%	1,9352%	25,86%	1,9352%	1,9352%	30	2.263.245,00	43.797,24	957.587,20	3.220.832,20
17,19%	0,00%	1-sep-21	30-sep-21	25,79%	1,9301%	25,79%	1,9301%	25,79%	1,9301%	1,9301%	30	2.263.245,00	43.682,65	1.001.269,85	3.264.514,85
17,08%	0,00%	1-oct-21	31-oct-21	25,62%	1,9189%	25,62%	1,9189%	25,62%	1,9189%	1,9189%	30	2.263.245,00	43.430,32	1.044.700,17	3.307.945,17
17,27%	0,00%	1-nov-21	30-nov-21	25,91%	1,9382%	25,91%	1,9382%	25,91%	1,9382%	1,9382%	30	2.263.245,00	43.865,97	1.088.566,14	3.351.811,14
17,46%	0,00%	1-dic-21	31-dic-21	26,19%	1,9574%	26,19%	1,9574%	26,19%	1,9574%	1,9574%	30	2.263.245,00	44.300,72	1.132.866,86	3.396.111,86
17,66%	0,00%	1-ene-22	31-ene-22	26,49%	1,9776%	26,49%	1,9776%	26,49%	1,9776%	1,9776%	30	2.263.245,00	44.757,38	1.177.624,24	3.440.869,24
18,30%	0,00%	1-feb-22	28-feb-22	27,45%	2,0418%	27,45%	2,0418%	27,45%	2,0418%	2,0418%	30	2.263.245,00	46.212,05	1.223.836,29	3.487.081,29
18,47%	0,00%	1-mar-22	31-mar-22	27,71%	2,0588%	27,71%	2,0588%	27,71%	2,0588%	2,0588%	30	2.263.245,00	46.596,76	1.270.433,04	3.533.678,04
19,05%	0,00%	1-abr-22	30-abr-22	28,58%	2,1166%	28,58%	2,1166%	28,58%	2,1166%	2,1166%	30	2.263.245,00	47.904,01	1.318.337,05	3.581.582,05
19,71%	0,00%	1-may-22	31-may-22	29,57%	2,1819%	29,57%	2,1819%	29,57%	2,1819%	2,1819%	30	2.263.245,00	49.381,75	1.367.718,80	3.630.963,80
20,40%	0,00%	1-jun-22	30-jun-22	30,60%	2,2497%	30,60%	2,2497%	30,60%	2,2497%	2,2497%	30	2.263.245,00	50.915,63	1.418.634,43	3.681.879,43
21,28%	0,00%	1-jul-22	31-jul-22	31,92%	2,3354%	31,92%	2,3354%	31,92%	2,3354%	2,3354%	30	2.263.245,00	52.855,80	1.471.490,23	3.734.735,23
22,21%	0,00%	1-ago-22	31-ago-22	33,32%	2,4251%	33,32%	2,4251%	33,32%	2,4251%	2,4251%	30	2.263.245,00	54.886,96	1.526.377,19	3.789.622,19
23,50%	0,00%	1-sep-22	30-sep-22	35,25%	2,5482%	35,25%	2,5482%	35,25%	2,5482%	2,5482%	30	2.263.245,00	57.672,35	1.584.049,54	3.847.294,54
24,61%	0,00%	1-oct-22	31-oct-22	36,92%	2,6528%	36,92%	2,6528%	36,92%	2,6528%	2,6528%	30	2.263.245,00	60.040,00	1.644.089,55	3.907.334,55
25,78%	0,00%	1-nov-22	30-nov-22	38,67%	2,7618%	38,67%	2,7618%	38,67%	2,7618%	2,7618%	30	2.263.245,00	62.507,23	1.706.596,78	3.969.841,78
27,64%	0,00%	1-dic-22	31-dic-22	41,46%	2,9326%	41,46%	2,9326%	41,46%	2,9326%	2,9326%	30	2.263.245,00	66.371,18	1.772.967,96	4.036.212,96
28,84%	0,00%	1-ene-23	31-ene-23	43,26%	3,0411%	43,26%	3,0411%	43,26%	3,0411%	3,0411%	30	2.263.245,00	68.827,15	1.841.795,10	4.105.040,10
30,18%	0,00%	1-feb-23	28-feb-23	45,27%	3,1608%	45,27%	3,1608%	45,27%	3,1608%	3,1608%	30	2.263.245,00	71.536,43	1.913.331,53	4.176.576,53
30,84%	0,00%	1-mar-23	31-mar-23	46,26%	3,2192%	46,26%	3,2192%	46,26%	3,2192%	3,2192%	30	2.263.245,00	72.858,25	1.986.189,79	4.249.434,79
31,39%	0,00%	1-abr-23	30-abr-23	47,09%	3,2676%	47,09%	3,2676%	47,09%	3,2676%	3,2676%	30	2.263.245,00	73.953,51	2.060.143,30	4.323.388,30
30,27%	0,00%	1-may-23	31-may-23	45,41%	3,1688%	45,41%	3,1688%	45,41%	3,1688%	3,1688%	30	2.263.245,00	71.717,17	2.131.860,47	4.395.105,47
29,76%	0,00%	1-jun-23	30-jun-23	44,64%	3,1234%	44,64%	3,1234%	44,64%	3,1234%	3,1234%	30	2.263.245,00	70.690,97	2.202.551,44	4.465.796,44
29,36%	0,00%	1-jul-23	31-jul-23	44,04%	3,0877%	44,04%	3,0877%	44,04%	3,0877%	3,0877%	30	2.263.245,00	69.882,62	2.272.434,06	4.535.679,06
28,75%	0,00%	1-ago-23	31-ago-23	43,13%	3,0330%	43,13%	3,0330%	43,13%	3,0330%	3,0330%	30	2.263.245,00	68.643,93	2.341.077,99	4.604.322,99
28,03%	0,00%	1-sep-23	19-sep-23	42,05%	2,9680%	42,05%	2,9680%	42,05%	2,9680%	2,9680%	19	2.263.245,00	42.542,58	2.383.620,57	4.646.865,57
SUBTOTAL												2.383.620,57	0,00	2.383.620,57	4.646.865,57

TOTAL INTERESES → **\$ 2.383.620,57**
CAPITAL → **\$ 2.263.245,00**

TOTAL: INTERESES
MORA+CAPITAL
INTERESES CORRIENTES
AGENCIAS EN DERECHO
TOTAL



\$	4.646.865,57
\$	1.009.259,00
	5.656.125

CAPITAL \$2.286.910,00

INT.DE PLAZO O SANC. 20% \$0,00

Tasa **anual** pactada o pedida en la demanda →

maxima legal

Tasa **mensual** pactada o pedida en la demanda →

0,00%

TASA EF. ANUAL		VIGENCIA		INT.MORATORIO		LIMITE USURA		T. PACTADA ó PEDIDA		TASA	LIQ. CREDITO	VALOR INTERESES	ABONOS	SALDO INTERESES	SALDO ADEUDADO
B/RIO.CTE	RED. OR.	DESDE	HASTA	EF.ANUAL	NOM.MEN	EF.ANUAL	NOM. MEN	EF. ANUAL	NOM.MEN	APLICADA					
												2.286.910,00		0,00	2.286.910,00
18,91%	0,00%	29-dic-19	31-dic-19	28,37%	2,1027%	28,37%	2,1027%	28,37%	2,1027%	2,1027%	2	2.286.910,00	3.205,79	3.205,79	2.290.115,79
18,77%	0,00%	1-ene-20	31-ene-20	28,16%	2,0888%	28,16%	2,0888%	28,16%	2,0888%	2,0888%	30	2.286.910,00	47.768,24	50.974,03	2.337.884,03
19,06%	0,00%	1-feb-20	29-feb-20	28,59%	2,1176%	28,59%	2,1176%	28,59%	2,1176%	2,1176%	30	2.286.910,00	48.427,61	99.401,64	2.386.311,64
18,95%	0,00%	1-mar-20	31-mar-20	28,43%	2,1067%	28,43%	2,1067%	28,43%	2,1067%	2,1067%	30	2.286.910,00	48.177,75	147.579,39	2.434.489,39
18,69%	0,00%	1-abr-20	30-abr-20	28,04%	2,0808%	28,04%	2,0808%	28,04%	2,0808%	2,0808%	30	2.286.910,00	47.585,99	195.165,38	2.482.075,38
18,19%	0,00%	1-may-20	31-may-20	27,29%	2,0308%	27,29%	2,0308%	27,29%	2,0308%	2,0308%	30	2.286.910,00	46.443,34	241.608,72	2.528.518,72
18,12%	0,00%	1-jun-20	30-jun-20	27,18%	2,0238%	27,18%	2,0238%	27,18%	2,0238%	2,0238%	30	2.286.910,00	46.282,88	287.891,59	2.574.801,59
18,12%	0,00%	1-jul-20	31-jul-20	27,18%	2,0238%	27,18%	2,0238%	27,18%	2,0238%	2,0238%	30	2.286.910,00	46.282,88	334.174,47	2.621.084,47
18,29%	0,00%	1-ago-20	31-ago-20	27,44%	2,0408%	27,44%	2,0408%	27,44%	2,0408%	2,0408%	30	2.286.910,00	46.672,36	380.846,83	2.667.756,83
18,35%	0,00%	1-sep-20	30-sep-20	27,53%	2,0469%	27,53%	2,0469%	27,53%	2,0469%	2,0469%	30	2.286.910,00	46.809,66	427.656,49	2.714.566,49
18,09%	0,00%	1-oct-20	31-oct-20	27,14%	2,0208%	27,14%	2,0208%	27,14%	2,0208%	2,0208%	30	2.286.910,00	46.214,07	473.870,56	2.760.780,56
17,84%	0,00%	1-nov-20	30-nov-20	26,76%	1,9957%	26,76%	1,9957%	26,76%	1,9957%	1,9957%	30	2.286.910,00	45.639,81	519.510,37	2.806.420,37
17,46%	0,00%	1-dic-20	31-dic-20	26,19%	1,9574%	26,19%	1,9574%	26,19%	1,9574%	1,9574%	30	2.286.910,00	44.763,94	564.274,31	2.851.184,31
17,32%	0,00%	1-ene-21	31-ene-21	25,98%	1,9432%	25,98%	1,9432%	25,98%	1,9432%	1,9432%	30	2.286.910,00	44.440,34	608.714,64	2.895.624,64
17,54%	0,00%	1-feb-21	28-feb-21	26,31%	1,9655%	26,31%	1,9655%	26,31%	1,9655%	1,9655%	30	2.286.910,00	44.948,63	653.663,28	2.940.573,28
17,41%	0,00%	1-mar-21	31-mar-21	26,12%	1,9523%	26,12%	1,9523%	26,12%	1,9523%	1,9523%	30	2.286.910,00	44.648,42	698.311,70	2.985.221,70
17,31%	0,00%	1-abr-21	30-abr-21	25,97%	1,9422%	25,97%	1,9422%	25,97%	1,9422%	1,9422%	30	2.286.910,00	44.417,20	742.728,90	3.029.638,90
17,22%	0,00%	1-may-21	31-may-21	25,83%	1,9331%	25,83%	1,9331%	25,83%	1,9331%	1,9331%	30	2.286.910,00	44.208,89	786.937,79	3.073.847,79
17,21%	0,00%	1-jun-21	30-jun-21	25,82%	1,9321%	25,82%	1,9321%	25,82%	1,9321%	1,9321%	30	2.286.910,00	44.185,73	831.123,52	3.118.033,52
17,18%	0,00%	1-jul-21	31-jul-21	25,77%	1,9291%	25,77%	1,9291%	25,77%	1,9291%	1,9291%	30	2.286.910,00	44.116,24	875.239,76	3.162.149,76
17,24%	0,00%	1-ago-21	31-ago-21	25,86%	1,9352%	25,86%	1,9352%	25,86%	1,9352%	1,9352%	30	2.286.910,00	44.255,20	919.494,96	3.206.404,96
17,19%	0,00%	1-sep-21	30-sep-21	25,79%	1,9301%	25,79%	1,9301%	25,79%	1,9301%	1,9301%	30	2.286.910,00	44.139,40	963.634,36	3.250.544,36
17,08%	0,00%	1-oct-21	31-oct-21	25,62%	1,9189%	25,62%	1,9189%	25,62%	1,9189%	1,9189%	30	2.286.910,00	43.884,44	1.007.518,80	3.294.428,80
17,27%	0,00%	1-nov-21	30-nov-21	25,91%	1,9382%	25,91%	1,9382%	25,91%	1,9382%	1,9382%	30	2.286.910,00	44.324,64	1.051.843,44	3.338.753,44
17,46%	0,00%	1-dic-21	31-dic-21	26,19%	1,9574%	26,19%	1,9574%	26,19%	1,9574%	1,9574%	30	2.286.910,00	44.763,94	1.096.607,38	3.383.517,38
17,66%	0,00%	1-ene-22	31-ene-22	26,49%	1,9776%	26,49%	1,9776%	26,49%	1,9776%	1,9776%	30	2.286.910,00	45.225,37	1.141.832,75	3.428.742,75
18,30%	0,00%	1-feb-22	28-feb-22	27,45%	2,0418%	27,45%	2,0418%	27,45%	2,0418%	2,0418%	30	2.286.910,00	46.695,25	1.188.528,00	3.475.438,00
18,47%	0,00%	1-mar-22	31-mar-22	27,71%	2,0588%	27,71%	2,0588%	27,71%	2,0588%	2,0588%	30	2.286.910,00	47.083,98	1.235.611,98	3.522.521,98
19,05%	0,00%	1-abr-22	30-abr-22	28,58%	2,1166%	28,58%	2,1166%	28,58%	2,1166%	2,1166%	30	2.286.910,00	48.404,91	1.284.016,89	3.570.926,89
19,71%	0,00%	1-may-22	31-may-22	29,57%	2,1819%	29,57%	2,1819%	29,57%	2,1819%	2,1819%	30	2.286.910,00	49.898,10	1.333.914,99	3.620.824,99
20,40%	0,00%	1-jun-22	30-jun-22	30,60%	2,2497%	30,60%	2,2497%	30,60%	2,2497%	2,2497%	30	2.286.910,00	51.448,02	1.385.363,00	3.672.273,00
21,28%	0,00%	1-jul-22	31-jul-22	31,92%	2,3354%	31,92%	2,3354%	31,92%	2,3354%	2,3354%	30	2.286.910,00	53.408,47	1.438.771,47	3.725.681,47
22,21%	0,00%	1-ago-22	31-ago-22	33,32%	2,4251%	33,32%	2,4251%	33,32%	2,4251%	2,4251%	30	2.286.910,00	55.460,87	1.494.232,34	3.781.142,34
23,50%	0,00%	1-sep-22	30-sep-22	35,25%	2,5482%	35,25%	2,5482%	35,25%	2,5482%	2,5482%	30	2.286.910,00	58.275,39	1.552.507,73	3.839.417,73
24,61%	0,00%	1-oct-22	31-oct-22	36,92%	2,6528%	36,92%	2,6528%	36,92%	2,6528%	2,6528%	30	2.286.910,00	60.667,79	1.613.175,52	3.900.085,52
25,78%	0,00%	1-nov-22	30-nov-22	38,67%	2,7618%	38,67%	2,7618%	38,67%	2,7618%	2,7618%	30	2.286.910,00	63.160,82	1.676.336,34	3.963.246,34
27,64%	0,00%	1-dic-22	31-dic-22	41,46%	2,9326%	41,46%	2,9326%	41,46%	2,9326%	2,9326%	30	2.286.910,00	67.065,17	1.743.401,52	4.030.311,52
28,84%	0,00%	1-ene-23	31-ene-23	43,26%	3,0411%	43,26%	3,0411%	43,26%	3,0411%	3,0411%	30	2.286.910,00	69.546,82	1.812.948,33	4.099.858,33
30,18%	0,00%	1-feb-23	28-feb-23	45,27%	3,1608%	45,27%	3,1608%	45,27%	3,1608%	3,1608%	30	2.286.910,00	72.284,43	1.885.232,77	4.172.142,77
30,84%	0,00%	1-mar-23	31-mar-23	46,26%	3,2192%	46,26%	3,2192%	46,26%	3,2192%	3,2192%	30	2.286.910,00	73.620,07	1.958.852,84	4.245.762,84
31,39%	0,00%	1-abr-23	30-abr-23	47,09%	3,2676%	47,09%	3,2676%	47,09%	3,2676%	3,2676%	30	2.286.910,00	74.726,79	2.033.579,63	4.320.489,63
30,27%	0,00%	1-may-23	31-may-23	45,41%	3,1688%	45,41%	3,1688%	45,41%	3,1688%	3,1688%	30	2.286.910,00	72.467,06	2.106.046,69	4.392.956,69
29,76%	0,00%	1-jun-23	30-jun-23	44,64%	3,1234%	44,64%	3,1234%	44,64%	3,1234%	3,1234%	30	2.286.910,00	71.430,13	2.177.476,82	4.464.386,82
29,36%	0,00%	1-jul-23	31-jul-23	44,04%	3,0877%	44,04%	3,0877%	44,04%	3,0877%	3,0877%	30	2.286.910,00	70.613,33	2.248.090,15	4.535.000,15
28,75%	0,00%	1-ago-23	31-ago-23	43,13%	3,0330%	43,13%	3,0330%	43,13%	3,0330%	3,0330%	30	2.286.910,00	69.361,69	2.317.451,84	4.604.361,84
28,03%	0,00%	1-sep-23	19-sep-23	42,05%	2,9680%	42,05%	2,9680%	42,05%	2,9680%	2,9680%	19	2.286.910,00	42.987,42	2.360.439,26	4.647.349,26
SUBTOTAL											2.360.439,26	0,00	2.360.439,26	4.647.349,26	

TOTAL INTERESES	→	\$	2.360.439,26
CAPITAL	→	\$	2.286.910,00
TOTAL: INTERESES MORA+CAPITAL	→	\$	4.647.349,26

INTERESES CORRIENTES

\$ 985.593,00

AGENCIAS EN DERECHO

TOTAL

5.632.942

CAPITAL \$2.310.824,00

INT.DE PLAZO O SANC. 20% \$0,00

Tasa anual pactada o pedida en la demanda →

maxima legal

Tasa mensual pactada o pedida en la demanda →

0,00%

TASA EF. ANUAL		VIGENCIA		INT.MORATORIO		LIMITE USURA		T. PACTADA ó PEDIDA		TASA	LIQ. CREDITO	VALOR INTERESES	ABONOS	SALDO INTERESES	SALDO ADEUDADO
B/RIO.CTE	RED. OR	DESDE	HASTA	EF.ANUAL	NOM.MEN	EF.ANUAL	NOM. MEN	EF. ANUAL	NOM.MEN	APLICADA					
												2.310.824,00		0,00	2.310.824,00
18,91%	0,00%			28,37%	2,1027%	28,37%	2,1027%	28,37%	2,1027%	2,1027%	0	2.310.824,00		0,00	2.310.824,00
18,77%	0,00%	29-ene-20	31-ene-20	28,16%	2,0888%	28,16%	2,0888%	28,16%	2,0888%	2,0888%	2	2.310.824,00	3.217,85	3.217,85	2.314.041,85
19,06%	0,00%	1-feb-20	29-feb-20	28,59%	2,1176%	28,59%	2,1176%	28,59%	2,1176%	2,1176%	30	2.310.824,00	48.934,01	52.151,86	2.362.975,86
18,95%	0,00%	1-mar-20	31-mar-20	28,43%	2,1067%	28,43%	2,1067%	28,43%	2,1067%	2,1067%	30	2.310.824,00	48.681,54	100.833,40	2.411.657,40
18,69%	0,00%	1-abr-20	30-abr-20	28,04%	2,0808%	28,04%	2,0808%	28,04%	2,0808%	2,0808%	30	2.310.824,00	48.083,59	148.916,99	2.459.740,99
18,19%	0,00%	1-may-20	31-may-20	27,29%	2,0308%	27,29%	2,0308%	27,29%	2,0308%	2,0308%	30	2.310.824,00	46.928,99	195.845,98	2.506.669,98
18,12%	0,00%	1-jun-20	30-jun-20	27,18%	2,0238%	27,18%	2,0238%	27,18%	2,0238%	2,0238%	30	2.310.824,00	46.766,85	242.612,84	2.553.436,84
18,12%	0,00%	1-jul-20	31-jul-20	27,18%	2,0238%	27,18%	2,0238%	27,18%	2,0238%	2,0238%	30	2.310.824,00	46.766,85	289.379,69	2.600.203,69
18,29%	0,00%	1-ago-20	31-ago-20	27,44%	2,0408%	27,44%	2,0408%	27,44%	2,0408%	2,0408%	30	2.310.824,00	47.160,41	336.540,10	2.647.364,10
18,35%	0,00%	1-sep-20	30-sep-20	27,53%	2,0469%	27,53%	2,0469%	27,53%	2,0469%	2,0469%	30	2.310.824,00	47.299,14	383.839,24	2.694.663,24
18,09%	0,00%	1-oct-20	31-oct-20	27,14%	2,0208%	27,14%	2,0208%	27,14%	2,0208%	2,0208%	30	2.310.824,00	46.697,33	430.536,57	2.741.360,57
17,84%	0,00%	1-nov-20	30-nov-20	26,76%	1,9957%	26,76%	1,9957%	26,76%	1,9957%	1,9957%	30	2.310.824,00	46.117,06	476.653,63	2.787.477,63
17,46%	0,00%	1-dic-20	31-dic-20	26,19%	1,9574%	26,19%	1,9574%	26,19%	1,9574%	1,9574%	30	2.310.824,00	45.232,03	521.885,66	2.832.709,66
17,32%	0,00%	1-ene-21	31-ene-21	25,98%	1,9432%	25,98%	1,9432%	25,98%	1,9432%	1,9432%	30	2.310.824,00	44.905,04	566.790,70	2.877.614,70
17,54%	0,00%	1-feb-21	28-feb-21	26,31%	1,9655%	26,31%	1,9655%	26,31%	1,9655%	1,9655%	30	2.310.824,00	45.418,66	612.209,36	2.923.033,36
17,41%	0,00%	1-mar-21	31-mar-21	26,12%	1,9523%	26,12%	1,9523%	26,12%	1,9523%	1,9523%	30	2.310.824,00	45.115,31	657.324,67	2.968.148,67
17,31%	0,00%	1-abr-21	30-abr-21	25,97%	1,9422%	25,97%	1,9422%	25,97%	1,9422%	1,9422%	30	2.310.824,00	44.881,67	702.206,34	3.013.030,34
17,22%	0,00%	1-may-21	31-may-21	25,83%	1,9331%	25,83%	1,9331%	25,83%	1,9331%	1,9331%	30	2.310.824,00	44.671,18	746.877,51	3.057.701,51
17,21%	0,00%	1-jun-21	30-jun-21	25,82%	1,9321%	25,82%	1,9321%	25,82%	1,9321%	1,9321%	30	2.310.824,00	44.647,78	791.525,29	3.102.349,29
17,18%	0,00%	1-jul-21	31-jul-21	25,77%	1,9291%	25,77%	1,9291%	25,77%	1,9291%	1,9291%	30	2.310.824,00	44.577,56	836.102,84	3.146.926,84
17,24%	0,00%	1-ago-21	31-ago-21	25,86%	1,9352%	25,86%	1,9352%	25,86%	1,9352%	1,9352%	30	2.310.824,00	44.717,97	880.820,81	3.191.644,81
17,19%	0,00%	1-sep-21	30-sep-21	25,79%	1,9301%	25,79%	1,9301%	25,79%	1,9301%	1,9301%	30	2.310.824,00	44.600,97	925.421,78	3.236.245,78
17,08%	0,00%	1-oct-21	31-oct-21	25,62%	1,9189%	25,62%	1,9189%	25,62%	1,9189%	1,9189%	30	2.310.824,00	44.343,33	969.765,11	3.280.589,11
17,27%	0,00%	1-nov-21	30-nov-21	25,91%	1,9382%	25,91%	1,9382%	25,91%	1,9382%	1,9382%	30	2.310.824,00	44.788,14	1.014.553,25	3.325.377,25
17,46%	0,00%	1-dic-21	31-dic-21	26,19%	1,9574%	26,19%	1,9574%	26,19%	1,9574%	1,9574%	30	2.310.824,00	45.232,03	1.059.785,28	3.370.609,28
17,66%	0,00%	1-ene-22	31-ene-22	26,49%	1,9776%	26,49%	1,9776%	26,49%	1,9776%	1,9776%	30	2.310.824,00	45.698,29	1.105.483,57	3.416.307,57
18,30%	0,00%	1-feb-22	28-feb-22	27,45%	2,0418%	27,45%	2,0418%	27,45%	2,0418%	2,0418%	30	2.310.824,00	47.183,54	1.152.667,11	3.463.491,11
18,47%	0,00%	1-mar-22	31-mar-22	27,71%	2,0588%	27,71%	2,0588%	27,71%	2,0588%	2,0588%	30	2.310.824,00	47.576,34	1.200.243,45	3.511.067,45
19,05%	0,00%	1-abr-22	30-abr-22	28,58%	2,1166%	28,58%	2,1166%	28,58%	2,1166%	2,1166%	30	2.310.824,00	48.911,07	1.249.154,52	3.559.978,52
19,71%	0,00%	1-may-22	31-may-22	29,57%	2,1819%	29,57%	2,1819%	29,57%	2,1819%	2,1819%	30	2.310.824,00	50.419,87	1.299.574,39	3.610.398,39
20,40%	0,00%	1-jun-22	30-jun-22	30,60%	2,2497%	30,60%	2,2497%	30,60%	2,2497%	2,2497%	30	2.310.824,00	51.986,00	1.351.560,40	3.662.384,40
21,28%	0,00%	1-jul-22	31-jul-22	31,92%	2,3354%	31,92%	2,3354%	31,92%	2,3354%	2,3354%	30	2.310.824,00	53.966,96	1.405.527,36	3.716.351,36
22,21%	0,00%	1-ago-22	31-ago-22	33,32%	2,4251%	33,32%	2,4251%	33,32%	2,4251%	2,4251%	30	2.310.824,00	56.040,82	1.461.568,17	3.772.392,17
23,50%	0,00%	1-sep-22	30-sep-22	35,25%	2,5482%	35,25%	2,5482%	35,25%	2,5482%	2,5482%	30	2.310.824,00	58.884,77	1.520.452,94	3.831.276,94
24,61%	0,00%	1-oct-22	31-oct-22	36,92%	2,6528%	36,92%	2,6528%	36,92%	2,6528%	2,6528%	30	2.310.824,00	61.302,19	1.581.755,13	3.892.579,13
25,78%	0,00%	1-nov-22	30-nov-22	38,67%	2,7618%	38,67%	2,7618%	38,67%	2,7618%	2,7618%	30	2.310.824,00	63.821,29	1.645.576,42	3.956.400,42
27,64%	0,00%	1-dic-22	31-dic-22	41,46%	2,9326%	41,46%	2,9326%	41,46%	2,9326%	2,9326%	30	2.310.824,00	67.766,47	1.713.342,89	4.024.166,89
28,84%	0,00%	1-ene-23	31-ene-23	43,26%	3,0411%	43,26%	3,0411%	43,26%	3,0411%	3,0411%	30	2.310.824,00	70.274,06	1.783.616,95	4.094.440,95
30,18%	0,00%	1-feb-23	28-feb-23	45,27%	3,1608%	45,27%	3,1608%	45,27%	3,1608%	3,1608%	30	2.310.824,00	73.040,31	1.856.657,26	4.167.481,26
30,84%	0,00%	1-mar-23	31-mar-23	46,26%	3,2192%	46,26%	3,2192%	46,26%	3,2192%	3,2192%	30	2.310.824,00	74.389,91	1.931.047,17	4.241.871,17
31,39%	0,00%	1-abr-23	30-abr-23	47,09%	3,2676%	47,09%	3,2676%	47,09%	3,2676%	3,2676%	30	2.310.824,00	75.508,20	2.006.555,37	4.317.379,37
30,27%	0,00%	1-may-23	31-may-23	45,41%	3,1688%	45,41%	3,1688%	45,41%	3,1688%	3,1688%	30	2.310.824,00	73.224,84	2.079.780,20	4.390.604,20
29,76%	0,00%	1-jun-23	30-jun-23	44,64%	3,1234%	44,64%	3,1234%	44,64%	3,1234%	3,1234%	30	2.310.824,00	72.177,07	2.151.957,27	4.462.781,27
29,36%	0,00%	1-jul-23	31-jul-23	44,04%	3,0877%	44,04%	3,0877%	44,04%	3,0877%	3,0877%	30	2.310.824,00	71.351,73	2.223.309,00	4.534.133,00
28,75%	0,00%	1-ago-23	31-ago-23	43,13%	3,0330%	43,13%	3,0330%	43,13%	3,0330%	3,0330%	30	2.310.824,00	70.087,00	2.293.396,00	4.604.220,00
28,03%	0,00%	1-sep-23	19-sep-23	42,05%	2,9680%	42,05%	2,9680%	42,05%	2,9680%	2,9680%	19	2.310.824,00	43.436,93	2.336.832,93	4.647.656,93
SUBTOTAL												2.336.832,93	0,00	2.336.832,93	4.647.656,93

TOTAL INTERESES	→	\$	2.336.832,93
CAPITAL	→	\$	2.310.824,00
TOTAL: INTERESES MORA+CAPITAL	→	\$	4.647.656,93

INTERESES CORRIENTES

\$ 961.680,00

AGENCIAS EN DERECHO

TOTAL

5.609.337

CAPITAL \$2.334.988,00

INT.DE PLAZO O SANC. 20% \$0,00

Tasa anual pactada o pedida en la demanda →

maxima legal

Tasa mensual pactada o pedida en la demanda →

0,00%

TASA EF. ANUAL		VIGENCIA		INT.MORATORIO		LIMITE USURA		T. PACTADA ó PEDIDA		TASA	LIQ. CREDITO	VALOR INTERESES	ABONOS	SALDO INTERESES	SALDO ADEUDADO
B/RIO.CTE	RED. OR	DESDE	HASTA	EF.ANUAL	NOM.MEN	EF.ANUAL	NOM. MEN	EF. ANUAL	NOM.MEN	APLICADA					
19,06%	0,00%	29-feb-20	29-feb-20	28,59%	2,1176%	28,59%	2,1176%	28,59%	2,1176%	2,1176%	2.334.988,00	1.648,19		1.648,19	2.336.636,19
18,95%	0,00%	1-mar-20	31-mar-20	28,43%	2,1067%	28,43%	2,1067%	28,43%	2,1067%	2,1067%	2.334.988,00	49.190,59		50.838,78	2.385.826,78
18,69%	0,00%	1-abr-20	30-abr-20	28,04%	2,0808%	28,04%	2,0808%	28,04%	2,0808%	2,0808%	2.334.988,00	48.586,40		99.425,18	2.434.413,18
18,19%	0,00%	1-may-20	31-may-20	27,29%	2,0308%	27,29%	2,0308%	27,29%	2,0308%	2,0308%	2.334.988,00	47.419,72		146.844,90	2.481.832,90
18,12%	0,00%	1-jun-20	30-jun-20	27,18%	2,0238%	27,18%	2,0238%	27,18%	2,0238%	2,0238%	2.334.988,00	47.255,89		194.100,79	2.529.088,79
18,12%	0,00%	1-jul-20	31-jul-20	27,18%	2,0238%	27,18%	2,0238%	27,18%	2,0238%	2,0238%	2.334.988,00	47.255,89		241.356,68	2.576.344,68
18,29%	0,00%	1-ago-20	31-ago-20	27,44%	2,0408%	27,44%	2,0408%	27,44%	2,0408%	2,0408%	2.334.988,00	47.653,56		289.010,24	2.623.998,24
18,35%	0,00%	1-sep-20	30-sep-20	27,53%	2,0469%	27,53%	2,0469%	27,53%	2,0469%	2,0469%	2.334.988,00	47.793,74		336.803,99	2.671.791,99
18,09%	0,00%	1-oct-20	31-oct-20	27,14%	2,0208%	27,14%	2,0208%	27,14%	2,0208%	2,0208%	2.334.988,00	47.185,63		383.989,62	2.718.977,62
17,84%	0,00%	1-nov-20	30-nov-20	26,76%	1,9957%	26,76%	1,9957%	26,76%	1,9957%	1,9957%	2.334.988,00	46.599,30		430.588,92	2.765.576,92
17,46%	0,00%	1-dic-20	31-dic-20	26,19%	1,9574%	26,19%	1,9574%	26,19%	1,9574%	1,9574%	2.334.988,00	45.705,02		476.293,94	2.811.281,94
17,32%	0,00%	1-ene-21	31-ene-21	25,98%	1,9432%	25,98%	1,9432%	25,98%	1,9432%	1,9432%	2.334.988,00	45.374,61		521.668,55	2.856.656,55
17,54%	0,00%	1-feb-21	28-feb-21	26,31%	1,9655%	26,31%	1,9655%	26,31%	1,9655%	1,9655%	2.334.988,00	45.893,59		567.562,14	2.902.550,14
17,41%	0,00%	1-mar-21	31-mar-21	26,12%	1,9523%	26,12%	1,9523%	26,12%	1,9523%	1,9523%	2.334.988,00	45.587,07		613.149,21	2.948.137,21
17,31%	0,00%	1-abr-21	30-abr-21	25,97%	1,9422%	25,97%	1,9422%	25,97%	1,9422%	1,9422%	2.334.988,00	45.350,99		658.500,20	2.993.488,20
17,22%	0,00%	1-may-21	31-may-21	25,83%	1,9331%	25,83%	1,9331%	25,83%	1,9331%	1,9331%	2.334.988,00	45.138,30		703.638,50	3.038.626,50
17,21%	0,00%	1-jun-21	30-jun-21	25,82%	1,9321%	25,82%	1,9321%	25,82%	1,9321%	1,9321%	2.334.988,00	45.114,65		748.753,15	3.083.741,15
17,18%	0,00%	1-jul-21	31-jul-21	25,77%	1,9291%	25,77%	1,9291%	25,77%	1,9291%	1,9291%	2.334.988,00	45.043,70		793.796,85	3.128.784,85
17,24%	0,00%	1-ago-21	31-ago-21	25,86%	1,9352%	25,86%	1,9352%	25,86%	1,9352%	1,9352%	2.334.988,00	45.185,58		838.982,43	3.173.970,43
17,19%	0,00%	1-sep-21	30-sep-21	25,79%	1,9301%	25,79%	1,9301%	25,79%	1,9301%	1,9301%	2.334.988,00	45.067,35		884.049,78	3.219.037,78
17,08%	0,00%	1-oct-21	31-oct-21	25,62%	1,9189%	25,62%	1,9189%	25,62%	1,9189%	1,9189%	2.334.988,00	44.807,02		928.856,81	3.263.844,81
17,27%	0,00%	1-nov-21	30-nov-21	25,91%	1,9382%	25,91%	1,9382%	25,91%	1,9382%	1,9382%	2.334.988,00	45.256,49		974.113,29	3.309.101,29
17,46%	0,00%	1-dic-21	31-dic-21	26,19%	1,9574%	26,19%	1,9574%	26,19%	1,9574%	1,9574%	2.334.988,00	45.705,02		1.019.818,31	3.354.806,31
17,66%	0,00%	1-ene-22	31-ene-22	26,49%	1,9776%	26,49%	1,9776%	26,49%	1,9776%	1,9776%	2.334.988,00	46.176,15		1.065.994,46	3.400.982,46
18,30%	0,00%	1-feb-22	28-feb-22	27,45%	2,0418%	27,45%	2,0418%	27,45%	2,0418%	2,0418%	2.334.988,00	47.676,93		1.113.671,39	3.448.659,39
18,47%	0,00%	1-mar-22	31-mar-22	27,71%	2,0588%	27,71%	2,0588%	27,71%	2,0588%	2,0588%	2.334.988,00	48.073,83		1.161.745,23	3.496.733,23
19,05%	0,00%	1-abr-22	30-abr-22	28,58%	2,1166%	28,58%	2,1166%	28,58%	2,1166%	2,1166%	2.334.988,00	49.422,53		1.211.167,76	3.546.155,76
19,71%	0,00%	1-may-22	31-may-22	29,57%	2,1819%	29,57%	2,1819%	29,57%	2,1819%	2,1819%	2.334.988,00	50.947,11		1.262.114,87	3.597.102,87
20,40%	0,00%	1-jun-22	30-jun-22	30,60%	2,2497%	30,60%	2,2497%	30,60%	2,2497%	2,2497%	2.334.988,00	52.529,61		1.314.644,48	3.649.632,48
21,28%	0,00%	1-jul-22	31-jul-22	31,92%	2,3354%	31,92%	2,3354%	31,92%	2,3354%	2,3354%	2.334.988,00	54.531,28		1.369.175,77	3.704.163,77
22,21%	0,00%	1-ago-22	31-ago-22	33,32%	2,4251%	33,32%	2,4251%	33,32%	2,4251%	2,4251%	2.334.988,00	56.626,83		1.425.802,60	3.760.790,60
23,50%	0,00%	1-sep-22	30-sep-22	35,25%	2,5482%	35,25%	2,5482%	35,25%	2,5482%	2,5482%	2.334.988,00	59.500,52		1.485.303,12	3.820.291,12
24,61%	0,00%	1-oct-22	31-oct-22	36,92%	2,6528%	36,92%	2,6528%	36,92%	2,6528%	2,6528%	2.334.988,00	61.943,22		1.547.246,34	3.882.234,34
25,78%	0,00%	1-nov-22	30-nov-22	38,67%	2,7618%	38,67%	2,7618%	38,67%	2,7618%	2,7618%	2.334.988,00	64.488,66		1.611.734,99	3.946.722,99
27,64%	0,00%	1-dic-22	31-dic-22	41,46%	2,9326%	41,46%	2,9326%	41,46%	2,9326%	2,9326%	2.334.988,00	68.475,09		1.680.210,08	4.015.198,08
28,84%	0,00%	1-ene-23	31-ene-23	43,26%	3,0411%	43,26%	3,0411%	43,26%	3,0411%	3,0411%	2.334.988,00	71.008,91		1.751.218,99	4.086.206,99
30,18%	0,00%	1-feb-23	28-feb-23	45,27%	3,1608%	45,27%	3,1608%	45,27%	3,1608%	3,1608%	2.334.988,00	73.804,08		1.825.023,07	4.160.011,07
30,84%	0,00%	1-mar-23	31-mar-23	46,26%	3,2192%	46,26%	3,2192%	46,26%	3,2192%	3,2192%	2.334.988,00	75.167,80		1.900.190,87	4.235.178,87
31,39%	0,00%	1-abr-23	30-abr-23	47,09%	3,2676%	47,09%	3,2676%	47,09%	3,2676%	3,2676%	2.334.988,00	76.297,78		1.976.488,65	4.311.476,65
30,27%	0,00%	1-may-23	31-may-23	45,41%	3,1688%	45,41%	3,1688%	45,41%	3,1688%	3,1688%	2.334.988,00	73.990,54		2.050.479,19	4.385.467,19
29,76%	0,00%	1-jun-23	30-jun-23	44,64%	3,1234%	44,64%	3,1234%	44,64%	3,1234%	3,1234%	2.334.988,00	72.931,82		2.123.411,01	4.458.399,01
29,36%	0,00%	1-jul-23	31-jul-23	44,04%	3,0877%	44,04%	3,0877%	44,04%	3,0877%	3,0877%	2.334.988,00	72.097,85		2.195.508,85	4.530.496,85
28,75%	0,00%	1-ago-23	31-ago-23	43,13%	3,0330%	43,13%	3,0330%	43,13%	3,0330%	3,0330%	2.334.988,00	70.819,89		2.266.328,74	4.601.316,74
28,03%	0,00%	1-sep-23	19-sep-23	42,05%	2,9680%	42,05%	2,9680%	42,05%	2,9680%	2,9680%	2.334.988,00	43.891,15		2.310.219,89	4.645.207,89
SUBTOTAL											2.310.219,89	0,00	2.310.219,89	4.645.207,89	

TOTAL INTERESES	→	\$	2.310.219,89
CAPITAL	→	\$	2.334.988,00
TOTAL: INTERESES MORA+CAPITAL	→	\$	4.645.207,89
INTERESES CORRIENTES		\$	937.517,00
AGENCIAS EN DERECHO			

TOTAL

5.582.725

CAPITAL \$2.359.403,00

INT.DE PLAZO O SANC. 20% \$0,00

Tasa anual pactada o pedida en la demanda →

maxima legal

Tasa mensual pactada o pedida en la demanda →

0,00%

TASA EF. ANUAL		VIGENCIA		INT.MORATORIO		LIMITE USURA		T. PACTADA ó PEDIDA		TASA	LIQ. CREDITO	VALOR INTERESES	ABONOS	SALDO INTERESES	SALDO ADEUDADO
B/RIO.CTE	RED. OR.	DESDE	HASTA	EF.ANUAL	NOM.MEN	EF.ANUAL	NOM. MEN	EF. ANUAL	NOM.MEN	APLICADA					
											2.359.403,00			0,00	2.359.403,00
19,06%	0,00%			28,59%	2,1176%	28,59%	2,1176%	28,59%	2,1176%	2,1176%	0			0,00	2.359.403,00
18,95%	0,00%	29-mar-20	31-mar-20	28,43%	2,1067%	28,43%	2,1067%	28,43%	2,1067%	2,1067%	2	2.359.403,00	3.313,66	3.313,66	2.362.716,66
18,69%	0,00%	1-abr-20	30-abr-20	28,04%	2,0808%	28,04%	2,0808%	28,04%	2,0808%	2,0808%	30	2.359.403,00	49.094,42	52.408,09	2.411.811,09
18,19%	0,00%	1-may-20	31-may-20	27,29%	2,0308%	27,29%	2,0308%	27,29%	2,0308%	2,0308%	30	2.359.403,00	47.915,55	100.323,64	2.459.726,64
18,12%	0,00%	1-jun-20	30-jun-20	27,18%	2,0238%	27,18%	2,0238%	27,18%	2,0238%	2,0238%	30	2.359.403,00	47.750,00	148.073,64	2.507.476,64
18,12%	0,00%	1-jul-20	31-jul-20	27,18%	2,0238%	27,18%	2,0238%	27,18%	2,0238%	2,0238%	30	2.359.403,00	47.750,00	195.823,64	2.555.226,64
18,29%	0,00%	1-ago-20	31-ago-20	27,44%	2,0408%	27,44%	2,0408%	27,44%	2,0408%	2,0408%	30	2.359.403,00	48.151,84	243.975,48	2.603.378,48
18,35%	0,00%	1-sep-20	30-sep-20	27,53%	2,0469%	27,53%	2,0469%	27,53%	2,0469%	2,0469%	30	2.359.403,00	48.293,48	292.268,96	2.651.671,96
18,09%	0,00%	1-oct-20	31-oct-20	27,14%	2,0208%	27,14%	2,0208%	27,14%	2,0208%	2,0208%	30	2.359.403,00	47.679,01	339.947,98	2.699.350,98
17,84%	0,00%	1-nov-20	30-nov-20	26,76%	1,9957%	26,76%	1,9957%	26,76%	1,9957%	1,9957%	30	2.359.403,00	47.086,55	387.034,53	2.746.437,53
17,46%	0,00%	1-dic-20	31-dic-20	26,19%	1,9574%	26,19%	1,9574%	26,19%	1,9574%	1,9574%	30	2.359.403,00	46.182,92	433.217,44	2.792.620,44
17,32%	0,00%	1-ene-21	31-ene-21	25,98%	1,9432%	25,98%	1,9432%	25,98%	1,9432%	1,9432%	30	2.359.403,00	45.849,05	479.066,50	2.838.469,50
17,54%	0,00%	1-feb-21	28-feb-21	26,31%	1,9655%	26,31%	1,9655%	26,31%	1,9655%	1,9655%	30	2.359.403,00	46.373,46	525.439,96	2.884.842,96
17,41%	0,00%	1-mar-21	31-mar-21	26,12%	1,9523%	26,12%	1,9523%	26,12%	1,9523%	1,9523%	30	2.359.403,00	46.063,74	571.503,70	2.930.906,70
17,31%	0,00%	1-abr-21	30-abr-21	25,97%	1,9422%	25,97%	1,9422%	25,97%	1,9422%	1,9422%	30	2.359.403,00	45.825,19	617.328,89	2.976.731,89
17,22%	0,00%	1-may-21	31-may-21	25,83%	1,9331%	25,83%	1,9331%	25,83%	1,9331%	1,9331%	30	2.359.403,00	45.610,27	662.939,16	3.022.342,16
17,21%	0,00%	1-jun-21	30-jun-21	25,82%	1,9321%	25,82%	1,9321%	25,82%	1,9321%	1,9321%	30	2.359.403,00	45.586,38	708.525,53	3.067.928,53
17,18%	0,00%	1-jul-21	31-jul-21	25,77%	1,9291%	25,77%	1,9291%	25,77%	1,9291%	1,9291%	30	2.359.403,00	45.514,68	754.040,22	3.113.443,22
17,24%	0,00%	1-ago-21	31-ago-21	25,86%	1,9352%	25,86%	1,9352%	25,86%	1,9352%	1,9352%	30	2.359.403,00	45.658,05	799.698,26	3.159.101,26
17,19%	0,00%	1-sep-21	30-sep-21	25,79%	1,9301%	25,79%	1,9301%	25,79%	1,9301%	1,9301%	30	2.359.403,00	45.538,58	845.236,85	3.204.639,85
17,08%	0,00%	1-oct-21	31-oct-21	25,62%	1,9189%	25,62%	1,9189%	25,62%	1,9189%	1,9189%	30	2.359.403,00	45.275,53	890.512,38	3.249.915,38
17,27%	0,00%	1-nov-21	30-nov-21	25,91%	1,9382%	25,91%	1,9382%	25,91%	1,9382%	1,9382%	30	2.359.403,00	45.729,69	936.242,08	3.295.645,08
17,46%	0,00%	1-dic-21	31-dic-21	26,19%	1,9574%	26,19%	1,9574%	26,19%	1,9574%	1,9574%	30	2.359.403,00	46.182,92	982.424,99	3.341.827,99
17,66%	0,00%	1-ene-22	31-ene-22	26,49%	1,9776%	26,49%	1,9776%	26,49%	1,9776%	1,9776%	30	2.359.403,00	46.658,98	1.029.083,97	3.388.486,97
18,30%	0,00%	1-feb-22	28-feb-22	27,45%	2,0418%	27,45%	2,0418%	27,45%	2,0418%	2,0418%	30	2.359.403,00	48.175,45	1.077.259,42	3.436.662,42
18,47%	0,00%	1-mar-22	31-mar-22	27,71%	2,0588%	27,71%	2,0588%	27,71%	2,0588%	2,0588%	30	2.359.403,00	48.576,50	1.125.835,92	3.485.238,92
19,05%	0,00%	1-abr-22	30-abr-22	28,58%	2,1166%	28,58%	2,1166%	28,58%	2,1166%	2,1166%	30	2.359.403,00	49.939,30	1.175.775,22	3.535.178,22
19,71%	0,00%	1-may-22	31-may-22	29,57%	2,1819%	29,57%	2,1819%	29,57%	2,1819%	2,1819%	30	2.359.403,00	51.479,82	1.227.255,04	3.586.658,04
20,40%	0,00%	1-jun-22	30-jun-22	30,60%	2,2497%	30,60%	2,2497%	30,60%	2,2497%	2,2497%	30	2.359.403,00	53.078,87	1.280.333,91	3.639.736,91
21,28%	0,00%	1-jul-22	31-jul-22	31,92%	2,3354%	31,92%	2,3354%	31,92%	2,3354%	2,3354%	30	2.359.403,00	55.101,47	1.335.435,38	3.694.838,38
22,21%	0,00%	1-ago-22	31-ago-22	33,32%	2,4251%	33,32%	2,4251%	33,32%	2,4251%	2,4251%	30	2.359.403,00	57.218,93	1.392.654,31	3.752.057,31
23,50%	0,00%	1-sep-22	30-sep-22	35,25%	2,5482%	35,25%	2,5482%	35,25%	2,5482%	2,5482%	30	2.359.403,00	60.122,67	1.452.776,98	3.812.179,98
24,61%	0,00%	1-oct-22	31-oct-22	36,92%	2,6528%	36,92%	2,6528%	36,92%	2,6528%	2,6528%	30	2.359.403,00	62.590,91	1.515.367,89	3.874.770,89
25,78%	0,00%	1-nov-22	30-nov-22	38,67%	2,7618%	38,67%	2,7618%	38,67%	2,7618%	2,7618%	30	2.359.403,00	65.162,96	1.580.530,85	3.939.933,85
27,64%	0,00%	1-dic-22	31-dic-22	41,46%	2,9326%	41,46%	2,9326%	41,46%	2,9326%	2,9326%	30	2.359.403,00	69.191,08	1.649.721,93	4.009.124,93
28,84%	0,00%	1-ene-23	31-ene-23	43,26%	3,0411%	43,26%	3,0411%	43,26%	3,0411%	3,0411%	30	2.359.403,00	71.751,39	1.721.473,32	4.080.876,32
30,18%	0,00%	1-feb-23	28-feb-23	45,27%	3,1608%	45,27%	3,1608%	45,27%	3,1608%	3,1608%	30	2.359.403,00	74.575,79	1.796.049,10	4.155.452,10
30,84%	0,00%	1-mar-23	31-mar-23	46,26%	3,2192%	46,26%	3,2192%	46,26%	3,2192%	3,2192%	30	2.359.403,00	75.953,76	1.872.002,86	4.231.405,86
31,39%	0,00%	1-abr-23	30-abr-23	47,09%	3,2676%	47,09%	3,2676%	47,09%	3,2676%	3,2676%	30	2.359.403,00	77.095,56	1.949.098,43	4.308.501,43
30,27%	0,00%	1-may-23	31-may-23	45,41%	3,1688%	45,41%	3,1688%	45,41%	3,1688%	3,1688%	30	2.359.403,00	74.764,20	2.023.862,62	4.383.265,62
29,76%	0,00%	1-jun-23	30-jun-23	44,64%	3,1234%	44,64%	3,1234%	44,64%	3,1234%	3,1234%	30	2.359.403,00	73.694,40	2.097.557,03	4.456.960,03
29,36%	0,00%	1-jul-23	31-jul-23	44,04%	3,0877%	44,04%	3,0877%	44,04%	3,0877%	3,0877%	30	2.359.403,00	72.851,71	2.170.408,74	4.529.811,74
28,75%	0,00%	1-ago-23	31-ago-23	43,13%	3,0330%	43,13%	3,0330%	43,13%	3,0330%	3,0330%	30	2.359.403,00	71.560,39	2.241.969,13	4.601.372,13
28,03%	0,00%	1-sep-23	19-sep-23	42,05%	2,9680%	42,05%	2,9680%	42,05%	2,9680%	2,9680%	19	2.359.403,00	44.350,08	2.286.319,21	4.645.722,21
SUBTOTAL												2.286.319,21	0,00	2.286.319,21	4.645.722,21

TOTAL INTERESES	→	\$	2.286.319,21
CAPITAL	→	\$	2.359.403,00
TOTAL: INTERESES MORA+CAPITAL	→	\$	4.645.722,21
INTERESES CORRIENTES		\$	913.100,00
AGENCIAS EN DERECHO			

TOTAL

5.558.822

CAPITAL \$2.384.074,00

INT.DE PLAZO O SANC. 20% \$0,00

Tasa anual pactada o pedida en la demanda →

maxima legal

Tasa mensual pactada o pedida en la demanda →

0,00%

TASA EF. ANUAL		VIGENCIA		INT.MORATORIO		LIMITE USURA		T. PACTADA ó PEDIDA		TASA	LIQ. CREDITO	VALOR INTERESES	ABONOS	SALDO INTERESES	SALDO ADEUDADO
B/RIO.CTE	RED. OR	DESDE	HASTA	EF.ANUAL	NOM.MEN	EF.ANUAL	NOM. MEN	EF. ANUAL	NOM.MEN	APLICADA					
18,69%	0,00%	29-abr-20	30-abr-20	28,04%	2,0808%	28,04%	2,0808%	28,04%	2,0808%	2,0808%	2	2.384.074,00		0,00	2.384.074,00
18,19%	0,00%	1-may-20	31-may-20	27,29%	2,0308%	27,29%	2,0308%	27,29%	2,0308%	2,0308%	30	2.384.074,00		3.307,19	2.387.381,19
18,12%	0,00%	1-jun-20	30-jun-20	27,18%	2,0238%	27,18%	2,0238%	27,18%	2,0238%	2,0238%	30	2.384.074,00		48.416,58	2.435.797,76
18,12%	0,00%	1-jul-20	31-jul-20	27,18%	2,0238%	27,18%	2,0238%	27,18%	2,0238%	2,0238%	30	2.384.074,00		48.249,30	2.484.047,06
18,29%	0,00%	1-ago-20	31-ago-20	27,44%	2,0408%	27,44%	2,0408%	27,44%	2,0408%	2,0408%	30	2.384.074,00		148.222,36	2.532.296,36
18,35%	0,00%	1-sep-20	30-sep-20	27,53%	2,0469%	27,53%	2,0469%	27,53%	2,0469%	2,0469%	30	2.384.074,00		196.877,70	2.580.951,70
18,09%	0,00%	1-oct-20	31-oct-20	27,14%	2,0208%	27,14%	2,0208%	27,14%	2,0208%	2,0208%	30	2.384.074,00		245.676,16	2.629.750,16
17,84%	0,00%	1-nov-20	30-nov-20	26,76%	1,9957%	26,76%	1,9957%	26,76%	1,9957%	1,9957%	30	2.384.074,00		293.853,73	2.677.927,73
17,46%	0,00%	1-dic-20	31-dic-20	26,19%	1,9574%	26,19%	1,9574%	26,19%	1,9574%	1,9574%	30	2.384.074,00		341.432,63	2.725.506,63
17,32%	0,00%	1-ene-21	31-ene-21	25,98%	1,9432%	25,98%	1,9432%	25,98%	1,9432%	1,9432%	30	2.384.074,00		388.098,46	2.772.172,46
17,54%	0,00%	1-feb-21	28-feb-21	26,31%	1,9655%	26,31%	1,9655%	26,31%	1,9655%	1,9655%	30	2.384.074,00		434.426,93	2.818.500,93
17,41%	0,00%	1-mar-21	31-mar-21	26,12%	1,9523%	26,12%	1,9523%	26,12%	1,9523%	1,9523%	30	2.384.074,00		481.285,30	2.865.359,30
17,31%	0,00%	1-abr-21	30-abr-21	25,97%	1,9422%	25,97%	1,9422%	25,97%	1,9422%	1,9422%	30	2.384.074,00		527.830,70	2.911.904,70
17,22%	0,00%	1-may-21	31-may-21	25,83%	1,9331%	25,83%	1,9331%	25,83%	1,9331%	1,9331%	30	2.384.074,00		574.135,06	2.958.209,06
17,21%	0,00%	1-jun-21	30-jun-21	25,82%	1,9321%	25,82%	1,9321%	25,82%	1,9321%	1,9321%	30	2.384.074,00		620.222,25	3.004.296,25
17,18%	0,00%	1-jul-21	31-jul-21	25,77%	1,9291%	25,77%	1,9291%	25,77%	1,9291%	1,9291%	30	2.384.074,00		666.285,30	3.050.359,30
17,24%	0,00%	1-ago-21	31-ago-21	25,86%	1,9352%	25,86%	1,9352%	25,86%	1,9352%	1,9352%	30	2.384.074,00		712.275,90	3.096.349,90
17,19%	0,00%	1-sep-21	30-sep-21	25,79%	1,9301%	25,79%	1,9301%	25,79%	1,9301%	1,9301%	30	2.384.074,00		758.411,37	3.142.485,37
17,08%	0,00%	1-oct-21	31-oct-21	25,62%	1,9189%	25,62%	1,9189%	25,62%	1,9189%	1,9189%	30	2.384.074,00		804.426,13	3.188.500,13
17,27%	0,00%	1-nov-21	30-nov-21	25,91%	1,9382%	25,91%	1,9382%	25,91%	1,9382%	1,9382%	30	2.384.074,00		850.175,08	3.234.249,08
17,46%	0,00%	1-dic-21	31-dic-21	26,19%	1,9574%	26,19%	1,9574%	26,19%	1,9574%	1,9574%	30	2.384.074,00		896.382,95	3.280.456,95
17,66%	0,00%	1-ene-22	31-ene-22	26,49%	1,9776%	26,49%	1,9776%	26,49%	1,9776%	1,9776%	30	2.384.074,00		943.048,77	3.327.122,77
18,30%	0,00%	1-feb-22	28-feb-22	27,45%	2,0418%	27,45%	2,0418%	27,45%	2,0418%	2,0418%	30	2.384.074,00		990.195,64	3.374.269,64
18,47%	0,00%	1-mar-22	31-mar-22	27,71%	2,0588%	27,71%	2,0588%	27,71%	2,0588%	2,0588%	30	2.384.074,00		1.038.874,83	3.422.948,83
19,05%	0,00%	1-abr-22	30-abr-22	28,58%	2,1166%	28,58%	2,1166%	28,58%	2,1166%	2,1166%	30	2.384.074,00		1.087.959,27	3.472.033,27
19,71%	0,00%	1-may-22	31-may-22	29,57%	2,1819%	29,57%	2,1819%	29,57%	2,1819%	2,1819%	30	2.384.074,00		1.138.420,76	3.522.494,76
20,40%	0,00%	1-jun-22	30-jun-22	30,60%	2,2497%	30,60%	2,2497%	30,60%	2,2497%	2,2497%	30	2.384.074,00		1.190.438,88	3.574.512,88
21,28%	0,00%	1-jul-22	31-jul-22	31,92%	2,3354%	31,92%	2,3354%	31,92%	2,3354%	2,3354%	30	2.384.074,00		1.244.072,77	3.628.146,77
22,21%	0,00%	1-ago-22	31-ago-22	33,32%	2,4251%	33,32%	2,4251%	33,32%	2,4251%	2,4251%	30	2.384.074,00		1.299.750,40	3.683.824,40
23,50%	0,00%	1-sep-22	30-sep-22	35,25%	2,5482%	35,25%	2,5482%	35,25%	2,5482%	2,5482%	30	2.384.074,00		1.357.567,64	3.741.641,64
24,61%	0,00%	1-oct-22	31-oct-22	36,92%	2,6528%	36,92%	2,6528%	36,92%	2,6528%	2,6528%	30	2.384.074,00		1.418.318,98	3.802.392,98
25,78%	0,00%	1-nov-22	30-nov-22	38,67%	2,7618%	38,67%	2,7618%	38,67%	2,7618%	2,7618%	30	2.384.074,00		1.481.564,36	3.865.638,36
27,64%	0,00%	1-dic-22	31-dic-22	41,46%	2,9326%	41,46%	2,9326%	41,46%	2,9326%	2,9326%	30	2.384.074,00		1.547.408,70	3.931.482,70
28,84%	0,00%	1-ene-23	31-ene-23	43,26%	3,0411%	43,26%	3,0411%	43,26%	3,0411%	3,0411%	30	2.384.074,00		1.617.323,27	4.001.397,27
30,18%	0,00%	1-feb-23	28-feb-23	45,27%	3,1608%	45,27%	3,1608%	45,27%	3,1608%	3,1608%	30	2.384.074,00		1.689.824,93	4.073.898,93
30,84%	0,00%	1-mar-23	31-mar-23	46,26%	3,2192%	46,26%	3,2192%	46,26%	3,2192%	3,2192%	30	2.384.074,00		1.765.180,51	4.149.254,51
31,39%	0,00%	1-abr-23	30-abr-23	47,09%	3,2676%	47,09%	3,2676%	47,09%	3,2676%	3,2676%	30	2.384.074,00		1.841.928,48	4.226.002,48
30,27%	0,00%	1-may-23	31-may-23	45,41%	3,1688%	45,41%	3,1688%	45,41%	3,1688%	3,1688%	30	2.384.074,00		1.919.830,19	4.303.904,19
29,76%	0,00%	1-jun-23	30-jun-23	44,64%	3,1234%	44,64%	3,1234%	44,64%	3,1234%	3,1234%	30	2.384.074,00		1.995.376,16	4.379.450,16
29,36%	0,00%	1-jul-23	31-jul-23	44,04%	3,0877%	44,04%	3,0877%	44,04%	3,0877%	3,0877%	30	2.384.074,00		2.069.841,14	4.453.915,14
28,75%	0,00%	1-ago-23	31-ago-23	43,13%	3,0330%	43,13%	3,0330%	43,13%	3,0330%	3,0330%	30	2.384.074,00		2.143.454,62	4.527.528,62
28,03%	0,00%	1-sep-23	19-sep-23	42,05%	2,9680%	42,05%	2,9680%	42,05%	2,9680%	2,9680%	19	2.384.074,00		2.215.763,28	4.599.837,28
SUBTOTAL											2.260.577,11	0,00	2.260.577,11	4.644.651,11	

TOTAL INTERESES	→	\$	2.260.577,11
CAPITAL	→	\$	2.384.074,00
TOTAL: INTERESES MORA+CAPITAL	→	\$	4.644.651,11
INTERESES CORRIENTES		\$	888.429,00
AGENCIAS EN DERECHO			
TOTAL			5.533.080

CAPITAL \$2.409.003,00

INT.DE PLAZO O SANC. 20% \$0,00

Tasa anual pactada o pedida en la demanda → maxima legal

Tasa mensual pactada o pedida en la demanda → 0,00%

TASA EF. ANUAL		VIGENCIA		INT.MORATORIO		LIMITE USURA		T. PACTADA ó PEDIDA		TASA	LIQ. CREDITO	VALOR INTERESES	ABONOS	SALDO INTERESES	SALDO ADEUDADO
B/RIO.CTE	RED. OR.	DESDE	HASTA	EF.ANUAL	NOM.MEN	EF.ANUAL	NOM. MEN	EF. ANUAL	NOM.MEN	APLICADA					
											2.409.003,00			0,00	2.409.003,00
18,69%	0,00%			28,04%	2,0808%	28,04%	2,0808%	28,04%	2,0808%	2,0808%	0	2.409.003,00		0,00	2.409.003,00
18,19%	0,00%	29-may-20	31-may-20	27,29%	2,0308%	27,29%	2,0308%	27,29%	2,0308%	2,0308%	2	2.409.003,00	3.261,52	3.261,52	2.412.264,52
18,12%	0,00%	1-jun-20	30-jun-20	27,18%	2,0238%	27,18%	2,0238%	27,18%	2,0238%	2,0238%	30	2.409.003,00	48.753,82	52.015,34	2.461.018,34
18,12%	0,00%	1-jul-20	31-jul-20	27,18%	2,0238%	27,18%	2,0238%	27,18%	2,0238%	2,0238%	30	2.409.003,00	48.753,82	100.769,16	2.509.772,16
18,29%	0,00%	1-ago-20	31-ago-20	27,44%	2,0408%	27,44%	2,0408%	27,44%	2,0408%	2,0408%	30	2.409.003,00	49.164,10	149.933,25	2.558.936,25
18,35%	0,00%	1-sep-20	30-sep-20	27,53%	2,0469%	27,53%	2,0469%	27,53%	2,0469%	2,0469%	30	2.409.003,00	49.308,72	199.241,97	2.608.244,97
18,09%	0,00%	1-oct-20	31-oct-20	27,14%	2,0208%	27,14%	2,0208%	27,14%	2,0208%	2,0208%	30	2.409.003,00	48.681,34	247.923,31	2.656.926,31
17,84%	0,00%	1-nov-20	30-nov-20	26,76%	1,9957%	26,76%	1,9957%	26,76%	1,9957%	1,9957%	30	2.409.003,00	48.076,41	295.999,72	2.705.002,72
17,46%	0,00%	1-dic-20	31-dic-20	26,19%	1,9574%	26,19%	1,9574%	26,19%	1,9574%	1,9574%	30	2.409.003,00	47.153,78	343.153,51	2.752.156,51
17,32%	0,00%	1-ene-21	31-ene-21	25,98%	1,9432%	25,98%	1,9432%	25,98%	1,9432%	1,9432%	30	2.409.003,00	46.812,91	389.966,41	2.798.969,41
17,54%	0,00%	1-feb-21	28-feb-21	26,31%	1,9655%	26,31%	1,9655%	26,31%	1,9655%	1,9655%	30	2.409.003,00	47.348,34	437.314,75	2.846.317,75
17,41%	0,00%	1-mar-21	31-mar-21	26,12%	1,9523%	26,12%	1,9523%	26,12%	1,9523%	1,9523%	30	2.409.003,00	47.032,10	484.346,86	2.893.349,86
17,31%	0,00%	1-abr-21	30-abr-21	25,97%	1,9422%	25,97%	1,9422%	25,97%	1,9422%	1,9422%	30	2.409.003,00	46.788,54	531.135,39	2.940.138,39
17,22%	0,00%	1-may-21	31-may-21	25,83%	1,9331%	25,83%	1,9331%	25,83%	1,9331%	1,9331%	30	2.409.003,00	46.569,10	577.704,49	2.986.707,49
17,21%	0,00%	1-jun-21	30-jun-21	25,82%	1,9321%	25,82%	1,9321%	25,82%	1,9321%	1,9321%	30	2.409.003,00	46.544,71	624.249,20	3.033.252,20
17,18%	0,00%	1-jul-21	31-jul-21	25,77%	1,9291%	25,77%	1,9291%	25,77%	1,9291%	1,9291%	30	2.409.003,00	46.471,51	670.720,70	3.079.723,70
17,24%	0,00%	1-ago-21	31-ago-21	25,86%	1,9352%	25,86%	1,9352%	25,86%	1,9352%	1,9352%	30	2.409.003,00	46.617,88	717.338,59	3.126.341,59
17,19%	0,00%	1-sep-21	30-sep-21	25,79%	1,9301%	25,79%	1,9301%	25,79%	1,9301%	1,9301%	30	2.409.003,00	46.495,91	763.834,50	3.172.837,50
17,08%	0,00%	1-oct-21	31-oct-21	25,62%	1,9189%	25,62%	1,9189%	25,62%	1,9189%	1,9189%	30	2.409.003,00	46.227,33	810.061,82	3.219.064,82
17,27%	0,00%	1-nov-21	30-nov-21	25,91%	1,9382%	25,91%	1,9382%	25,91%	1,9382%	1,9382%	30	2.409.003,00	46.691,04	856.752,86	3.265.755,86
17,46%	0,00%	1-dic-21	31-dic-21	26,19%	1,9574%	26,19%	1,9574%	26,19%	1,9574%	1,9574%	30	2.409.003,00	47.153,78	903.906,65	3.312.909,65
17,66%	0,00%	1-ene-22	31-ene-22	26,49%	1,9776%	26,49%	1,9776%	26,49%	1,9776%	1,9776%	30	2.409.003,00	47.639,85	951.546,50	3.360.549,50
18,30%	0,00%	1-feb-22	28-feb-22	27,45%	2,0418%	27,45%	2,0418%	27,45%	2,0418%	2,0418%	30	2.409.003,00	49.188,21	1.000.734,71	3.409.737,71
18,47%	0,00%	1-mar-22	31-mar-22	27,71%	2,0588%	27,71%	2,0588%	27,71%	2,0588%	2,0588%	30	2.409.003,00	49.597,69	1.050.332,40	3.459.335,40
19,05%	0,00%	1-abr-22	30-abr-22	28,58%	2,1166%	28,58%	2,1166%	28,58%	2,1166%	2,1166%	30	2.409.003,00	50.989,13	1.101.321,53	3.510.324,53
19,71%	0,00%	1-may-22	31-may-22	29,57%	2,1819%	29,57%	2,1819%	29,57%	2,1819%	2,1819%	30	2.409.003,00	52.562,04	1.153.883,58	3.562.886,58
20,40%	0,00%	1-jun-22	30-jun-22	30,60%	2,2497%	30,60%	2,2497%	30,60%	2,2497%	2,2497%	30	2.409.003,00	54.194,71	1.208.078,29	3.617.081,29
21,28%	0,00%	1-jul-22	31-jul-22	31,92%	2,3354%	31,92%	2,3354%	31,92%	2,3354%	2,3354%	30	2.409.003,00	56.259,83	1.264.338,12	3.673.341,12
22,21%	0,00%	1-ago-22	31-ago-22	33,32%	2,4251%	33,32%	2,4251%	33,32%	2,4251%	2,4251%	30	2.409.003,00	58.421,80	1.322.759,92	3.731.762,92
23,50%	0,00%	1-sep-22	30-sep-22	35,25%	2,5482%	35,25%	2,5482%	35,25%	2,5482%	2,5482%	30	2.409.003,00	61.386,58	1.384.146,50	3.793.149,50
24,61%	0,00%	1-oct-22	31-oct-22	36,92%	2,6528%	36,92%	2,6528%	36,92%	2,6528%	2,6528%	30	2.409.003,00	63.906,71	1.448.053,21	3.857.056,21
25,78%	0,00%	1-nov-22	30-nov-22	38,67%	2,7618%	38,67%	2,7618%	38,67%	2,7618%	2,7618%	30	2.409.003,00	66.532,83	1.514.586,04	3.923.589,04
27,64%	0,00%	1-dic-22	31-dic-22	41,46%	2,9326%	41,46%	2,9326%	41,46%	2,9326%	2,9326%	30	2.409.003,00	70.645,63	1.585.231,67	3.994.234,67
28,84%	0,00%	1-ene-23	31-ene-23	43,26%	3,0411%	43,26%	3,0411%	43,26%	3,0411%	3,0411%	30	2.409.003,00	73.259,77	1.658.491,44	4.067.494,44
30,18%	0,00%	1-feb-23	28-feb-23	45,27%	3,1608%	45,27%	3,1608%	45,27%	3,1608%	3,1608%	30	2.409.003,00	76.143,54	1.734.634,98	4.143.637,98
30,84%	0,00%	1-mar-23	31-mar-23	46,26%	3,2192%	46,26%	3,2192%	46,26%	3,2192%	3,2192%	30	2.409.003,00	77.550,48	1.812.185,46	4.221.188,46
31,39%	0,00%	1-abr-23	30-abr-23	47,09%	3,2676%	47,09%	3,2676%	47,09%	3,2676%	3,2676%	30	2.409.003,00	78.716,29	1.890.901,75	4.299.904,75
30,27%	0,00%	1-may-23	31-may-23	45,41%	3,1688%	45,41%	3,1688%	45,41%	3,1688%	3,1688%	30	2.409.003,00	76.335,91	1.967.237,66	4.376.240,66
29,76%	0,00%	1-jun-23	30-jun-23	44,64%	3,1234%	44,64%	3,1234%	44,64%	3,1234%	3,1234%	30	2.409.003,00	75.243,63	2.042.481,28	4.451.484,28
29,36%	0,00%	1-jul-23	31-jul-23	44,04%	3,0877%	44,04%	3,0877%	44,04%	3,0877%	3,0877%	30	2.409.003,00	74.383,22	2.116.864,50	4.525.867,50
28,75%	0,00%	1-ago-23	31-ago-23	43,13%	3,0330%	43,13%	3,0330%	43,13%	3,0330%	3,0330%	30	2.409.003,00	73.064,75	2.189.929,26	4.598.932,26
28,03%	0,00%	1-sep-23	19-sep-23	42,05%	2,9680%	42,05%	2,9680%	42,05%	2,9680%	2,9680%	19	2.409.003,00	45.282,42	2.235.211,68	4.644.214,68
SUBTOTAL											2.235.211,68	0,00	2.235.211,68	4.644.214,68	

TOTAL INTERESES	→	\$	2.235.211,68
CAPITAL	→	\$	2.409.003,00
TOTAL: INTERESES MORA+CAPITAL	→	\$	4.644.214,68
INTERESES CORRIENTES		\$	863.500,00
AGENCIAS EN DERECHO			
TOTAL			5.507.715

CAPITAL \$2.434.194,00

INT.DE PLAZO O SANC. 20% \$0,00

Tasa anual pactada o pedida en la demanda →

maxima legal

Tasa mensual pactada o pedida en la demanda →

0,00%

TASA EF. ANUAL		VIGENCIA		INT.MORATORIO		LIMITE USURA		T. PACTADA ó PEDIDA		TASA	LIQ. CREDITO	VALOR INTERESES	ABONOS	SALDO INTERESES	SALDO ADEUDADO
B/RIO.CTE	RED. OR.	DESDE	HASTA	EF.ANUAL	NOM.MEN	EF.ANUAL	NOM. MEN	EF. ANUAL	NOM.MEN	APLICADA					
18,12%	0,00%	29-jun-20	30-jun-20	27,18%	2,0238%	27,18%	2,0238%	27,18%	2,0238%	2,0238%	2	2.434.194,00		3.284,24	2.434.194,00
18,12%	0,00%	1-jul-20	31-jul-20	27,18%	2,0238%	27,18%	2,0238%	27,18%	2,0238%	2,0238%	30	2.434.194,00		52.547,88	2.486.741,88
18,29%	0,00%	1-ago-20	31-ago-20	27,44%	2,0408%	27,44%	2,0408%	27,44%	2,0408%	2,0408%	30	2.434.194,00		102.226,08	2.536.420,08
18,35%	0,00%	1-sep-20	30-sep-20	27,53%	2,0469%	27,53%	2,0469%	27,53%	2,0469%	2,0469%	30	2.434.194,00		152.050,43	2.586.244,43
18,09%	0,00%	1-oct-20	31-oct-20	27,14%	2,0208%	27,14%	2,0208%	27,14%	2,0208%	2,0208%	30	2.434.194,00		201.240,83	2.635.434,83
17,84%	0,00%	1-nov-20	30-nov-20	26,76%	1,9957%	26,76%	1,9957%	26,76%	1,9957%	1,9957%	30	2.434.194,00		249.819,98	2.684.013,98
17,46%	0,00%	1-dic-20	31-dic-20	26,19%	1,9574%	26,19%	1,9574%	26,19%	1,9574%	1,9574%	30	2.434.194,00		297.466,85	2.731.660,85
17,32%	0,00%	1-ene-21	31-ene-21	25,98%	1,9432%	25,98%	1,9432%	25,98%	1,9432%	1,9432%	30	2.434.194,00		344.769,28	2.778.963,28
17,54%	0,00%	1-feb-21	28-feb-21	26,31%	1,9655%	26,31%	1,9655%	26,31%	1,9655%	1,9655%	30	2.434.194,00		392.612,74	2.826.806,74
17,41%	0,00%	1-mar-21	31-mar-21	26,12%	1,9523%	26,12%	1,9523%	26,12%	1,9523%	1,9523%	30	2.434.194,00		440.136,66	2.874.330,66
17,31%	0,00%	1-abr-21	30-abr-21	25,97%	1,9422%	25,97%	1,9422%	25,97%	1,9422%	1,9422%	30	2.434.194,00		487.414,46	2.921.608,46
17,22%	0,00%	1-may-21	31-may-21	25,83%	1,9331%	25,83%	1,9331%	25,83%	1,9331%	1,9331%	30	2.434.194,00		534.470,54	2.968.664,54
17,21%	0,00%	1-jun-21	30-jun-21	25,82%	1,9321%	25,82%	1,9321%	25,82%	1,9321%	1,9321%	30	2.434.194,00		581.501,97	3.015.695,97
17,18%	0,00%	1-jul-21	31-jul-21	25,77%	1,9291%	25,77%	1,9291%	25,77%	1,9291%	1,9291%	30	2.434.194,00		628.459,42	3.062.653,42
17,24%	0,00%	1-ago-21	31-ago-21	25,86%	1,9352%	25,86%	1,9352%	25,86%	1,9352%	1,9352%	30	2.434.194,00		675.564,79	3.109.758,79
17,19%	0,00%	1-sep-21	30-sep-21	25,79%	1,9301%	25,79%	1,9301%	25,79%	1,9301%	1,9301%	30	2.434.194,00		722.546,91	3.156.740,91
17,08%	0,00%	1-oct-21	31-oct-21	25,62%	1,9189%	25,62%	1,9189%	25,62%	1,9189%	1,9189%	30	2.434.194,00		769.257,64	3.203.451,64
17,27%	0,00%	1-nov-21	30-nov-21	25,91%	1,9382%	25,91%	1,9382%	25,91%	1,9382%	1,9382%	30	2.434.194,00		816.436,92	3.250.630,92
17,46%	0,00%	1-dic-21	31-dic-21	26,19%	1,9574%	26,19%	1,9574%	26,19%	1,9574%	1,9574%	30	2.434.194,00		864.083,80	3.298.277,80
17,66%	0,00%	1-ene-22	31-ene-22	26,49%	1,9776%	26,49%	1,9776%	26,49%	1,9776%	1,9776%	30	2.434.194,00		912.221,82	3.346.415,82
18,30%	0,00%	1-feb-22	28-feb-22	27,45%	2,0418%	27,45%	2,0418%	27,45%	2,0418%	2,0418%	30	2.434.194,00		961.924,39	3.396.118,39
18,47%	0,00%	1-mar-22	31-mar-22	27,71%	2,0588%	27,71%	2,0588%	27,71%	2,0588%	2,0588%	30	2.434.194,00		1.012.040,73	3.446.234,73
19,05%	0,00%	1-abr-22	30-abr-22	28,58%	2,1166%	28,58%	2,1166%	28,58%	2,1166%	2,1166%	30	2.434.194,00		1.063.563,05	3.497.757,05
19,71%	0,00%	1-may-22	31-may-22	29,57%	2,1819%	29,57%	2,1819%	29,57%	2,1819%	2,1819%	30	2.434.194,00		1.116.674,74	3.550.868,74
20,40%	0,00%	1-jun-22	30-jun-22	30,60%	2,2497%	30,60%	2,2497%	30,60%	2,2497%	2,2497%	30	2.434.194,00		1.171.436,17	3.605.630,17
21,28%	0,00%	1-jul-22	31-jul-22	31,92%	2,3354%	31,92%	2,3354%	31,92%	2,3354%	2,3354%	30	2.434.194,00		1.228.284,31	3.662.478,31
22,21%	0,00%	1-ago-22	31-ago-22	33,32%	2,4251%	33,32%	2,4251%	33,32%	2,4251%	2,4251%	30	2.434.194,00		1.287.317,03	3.721.511,03
23,50%	0,00%	1-sep-22	30-sep-22	35,25%	2,5482%	35,25%	2,5482%	35,25%	2,5482%	2,5482%	30	2.434.194,00		1.349.345,53	3.783.539,53
24,61%	0,00%	1-oct-22	31-oct-22	36,92%	2,6528%	36,92%	2,6528%	36,92%	2,6528%	2,6528%	30	2.434.194,00		1.413.920,51	3.848.114,51
25,78%	0,00%	1-nov-22	30-nov-22	38,67%	2,7618%	38,67%	2,7618%	38,67%	2,7618%	2,7618%	30	2.434.194,00		1.481.149,08	3.915.343,08
27,64%	0,00%	1-dic-22	31-dic-22	41,46%	2,9326%	41,46%	2,9326%	41,46%	2,9326%	2,9326%	30	2.434.194,00		1.552.533,46	3.986.727,46
28,84%	0,00%	1-ene-23	31-ene-23	43,26%	3,0411%	43,26%	3,0411%	43,26%	3,0411%	3,0411%	30	2.434.194,00		1.626.559,30	4.060.753,30
30,18%	0,00%	1-feb-23	28-feb-23	45,27%	3,1608%	45,27%	3,1608%	45,27%	3,1608%	3,1608%	30	2.434.194,00		1.703.499,07	4.137.693,07
30,84%	0,00%	1-mar-23	31-mar-23	46,26%	3,2192%	46,26%	3,2192%	46,26%	3,2192%	3,2192%	30	2.434.194,00		1.781.860,51	4.216.054,51
31,39%	0,00%	1-abr-23	30-abr-23	47,09%	3,2676%	47,09%	3,2676%	47,09%	3,2676%	3,2676%	30	2.434.194,00		1.861.399,93	4.295.593,93
30,27%	0,00%	1-may-23	31-may-23	45,41%	3,1688%	45,41%	3,1688%	45,41%	3,1688%	3,1688%	30	2.434.194,00		1.938.534,09	4.372.728,09
29,76%	0,00%	1-jun-23	30-jun-23	44,64%	3,1234%	44,64%	3,1234%	44,64%	3,1234%	3,1234%	30	2.434.194,00		2.014.564,54	4.448.758,54
29,36%	0,00%	1-jul-23	31-jul-23	44,04%	3,0877%	44,04%	3,0877%	44,04%	3,0877%	3,0877%	30	2.434.194,00		2.089.725,58	4.523.919,58
28,75%	0,00%	1-ago-23	31-ago-23	43,13%	3,0330%	43,13%	3,0330%	43,13%	3,0330%	3,0330%	30	2.434.194,00		2.163.554,38	4.597.748,38
28,03%	0,00%	1-sep-23	19-sep-23	42,05%	2,9680%	42,05%	2,9680%	42,05%	2,9680%	2,9680%	19	2.434.194,00		2.209.310,31	4.643.504,31
SUBTOTAL												2.209.310,31	0,00	2.209.310,31	4.643.504,31

TOTAL INTERESES	→	\$	2.209.310,31
CAPITAL	→	\$	2.434.194,00
TOTAL: INTERESES MORA+CAPITAL	→	\$	4.643.504,31
INTERESES CORRIENTES		\$	838.310,00
AGENCIAS EN DERECHO			
TOTAL			5.481.814

CAPITAL \$2.459.648,00

INT.DE PLAZO O SANC. 20% \$0,00

Tasa **anual** pactada o pedida en la demanda →

maxima legal

Tasa **mensual** pactada o pedida en la demanda →

0,00%

TASA EF. ANUAL		VIGENCIA		INT.MORATORIO		LIMITE USURA		T. PACTADA ó PEDIDA		TASA	LIQ. CREDITO	VALOR INTERESES	ABONOS	SALDO INTERESES	SALDO ADEUDADO
B/RIO.CTE	RED. OR.	DESDE	HASTA	EF.ANUAL	NOM.MEN	EF.ANUAL	NOM. MEN	EF. ANUAL	NOM.MEN	APLICADA					
												2.459.648,00		0,00	2.459.648,00
18,12%	0,00%			27,18%	2,0238%	27,18%	2,0238%	27,18%	2,0238%	2,0238%	0	2.459.648,00		0,00	2.459.648,00
18,12%	0,00%	29-jul-20	31-jul-20	27,18%	2,0238%	27,18%	2,0238%	27,18%	2,0238%	2,0238%	2	2.459.648,00	3.318,59	3.318,59	2.462.966,59
18,29%	0,00%	1-ago-20	31-ago-20	27,44%	2,0408%	27,44%	2,0408%	27,44%	2,0408%	2,0408%	30	2.459.648,00	50.197,68	53.516,27	2.513.164,27
18,35%	0,00%	1-sep-20	30-sep-20	27,53%	2,0469%	27,53%	2,0469%	27,53%	2,0469%	2,0469%	30	2.459.648,00	50.345,35	103.861,62	2.563.509,62
18,09%	0,00%	1-oct-20	31-oct-20	27,14%	2,0208%	27,14%	2,0208%	27,14%	2,0208%	2,0208%	30	2.459.648,00	49.704,77	153.566,39	2.613.214,39
17,84%	0,00%	1-nov-20	30-nov-20	26,76%	1,9957%	26,76%	1,9957%	26,76%	1,9957%	1,9957%	30	2.459.648,00	49.087,14	202.653,53	2.662.301,53
17,46%	0,00%	1-dic-20	31-dic-20	26,19%	1,9574%	26,19%	1,9574%	26,19%	1,9574%	1,9574%	30	2.459.648,00	48.145,11	250.798,64	2.710.446,64
17,32%	0,00%	1-ene-21	31-ene-21	25,98%	1,9432%	25,98%	1,9432%	25,98%	1,9432%	1,9432%	30	2.459.648,00	47.797,06	298.595,70	2.758.243,70
17,54%	0,00%	1-feb-21	28-feb-21	26,31%	1,9655%	26,31%	1,9655%	26,31%	1,9655%	1,9655%	30	2.459.648,00	48.343,75	346.939,45	2.806.587,45
17,41%	0,00%	1-mar-21	31-mar-21	26,12%	1,9523%	26,12%	1,9523%	26,12%	1,9523%	1,9523%	30	2.459.648,00	48.020,87	394.960,32	2.854.608,32
17,31%	0,00%	1-abr-21	30-abr-21	25,97%	1,9422%	25,97%	1,9422%	25,97%	1,9422%	1,9422%	30	2.459.648,00	47.772,18	442.732,51	2.902.380,51
17,22%	0,00%	1-may-21	31-may-21	25,83%	1,9331%	25,83%	1,9331%	25,83%	1,9331%	1,9331%	30	2.459.648,00	47.548,13	490.280,64	2.949.928,64
17,21%	0,00%	1-jun-21	30-jun-21	25,82%	1,9321%	25,82%	1,9321%	25,82%	1,9321%	1,9321%	30	2.459.648,00	47.523,23	537.803,87	2.997.451,87
17,18%	0,00%	1-jul-21	31-jul-21	25,77%	1,9291%	25,77%	1,9291%	25,77%	1,9291%	1,9291%	30	2.459.648,00	47.448,49	585.252,35	3.044.900,35
17,24%	0,00%	1-ago-21	31-ago-21	25,86%	1,9352%	25,86%	1,9352%	25,86%	1,9352%	1,9352%	30	2.459.648,00	47.597,94	632.850,29	3.092.498,29
17,19%	0,00%	1-sep-21	30-sep-21	25,79%	1,9301%	25,79%	1,9301%	25,79%	1,9301%	1,9301%	30	2.459.648,00	47.473,40	680.323,69	3.139.971,69
17,08%	0,00%	1-oct-21	31-oct-21	25,62%	1,9189%	25,62%	1,9189%	25,62%	1,9189%	1,9189%	30	2.459.648,00	47.199,17	727.522,87	3.187.170,87
17,27%	0,00%	1-nov-21	30-nov-21	25,91%	1,9382%	25,91%	1,9382%	25,91%	1,9382%	1,9382%	30	2.459.648,00	47.672,63	775.195,50	3.234.843,50
17,46%	0,00%	1-dic-21	31-dic-21	26,19%	1,9574%	26,19%	1,9574%	26,19%	1,9574%	1,9574%	30	2.459.648,00	48.145,11	823.340,61	3.282.988,61
17,66%	0,00%	1-ene-22	31-ene-22	26,49%	1,9776%	26,49%	1,9776%	26,49%	1,9776%	1,9776%	30	2.459.648,00	48.641,40	871.982,01	3.331.630,01
18,30%	0,00%	1-feb-22	28-feb-22	27,45%	2,0418%	27,45%	2,0418%	27,45%	2,0418%	2,0418%	30	2.459.648,00	50.222,30	922.204,31	3.381.852,31
18,47%	0,00%	1-mar-22	31-mar-22	27,71%	2,0588%	27,71%	2,0588%	27,71%	2,0588%	2,0588%	30	2.459.648,00	50.640,39	972.844,70	3.432.492,70
19,05%	0,00%	1-abr-22	30-abr-22	28,58%	2,1166%	28,58%	2,1166%	28,58%	2,1166%	2,1166%	30	2.459.648,00	52.061,09	1.024.905,79	3.484.553,79
19,71%	0,00%	1-may-22	31-may-22	29,57%	2,1819%	29,57%	2,1819%	29,57%	2,1819%	2,1819%	30	2.459.648,00	53.667,07	1.078.572,86	3.538.220,86
20,40%	0,00%	1-jun-22	30-jun-22	30,60%	2,2497%	30,60%	2,2497%	30,60%	2,2497%	2,2497%	30	2.459.648,00	55.334,06	1.133.906,92	3.593.554,92
21,28%	0,00%	1-jul-22	31-jul-22	31,92%	2,3354%	31,92%	2,3354%	31,92%	2,3354%	2,3354%	30	2.459.648,00	57.442,59	1.191.349,51	3.650.997,51
22,21%	0,00%	1-ago-22	31-ago-22	33,32%	2,4251%	33,32%	2,4251%	33,32%	2,4251%	2,4251%	30	2.459.648,00	59.650,01	1.250.999,53	3.710.647,53
23,50%	0,00%	1-sep-22	30-sep-22	35,25%	2,5482%	35,25%	2,5482%	35,25%	2,5482%	2,5482%	30	2.459.648,00	62.677,12	1.313.676,65	3.773.324,65
24,61%	0,00%	1-oct-22	31-oct-22	36,92%	2,6528%	36,92%	2,6528%	36,92%	2,6528%	2,6528%	30	2.459.648,00	65.250,24	1.378.926,89	3.838.574,89
25,78%	0,00%	1-nov-22	30-nov-22	38,67%	2,7618%	38,67%	2,7618%	38,67%	2,7618%	2,7618%	30	2.459.648,00	67.931,57	1.446.858,46	3.906.506,46
27,64%	0,00%	1-dic-22	31-dic-22	41,46%	2,9326%	41,46%	2,9326%	41,46%	2,9326%	2,9326%	30	2.459.648,00	72.130,83	1.518.989,29	3.978.637,29
28,84%	0,00%	1-ene-23	31-ene-23	43,26%	3,0411%	43,26%	3,0411%	43,26%	3,0411%	3,0411%	30	2.459.648,00	74.799,92	1.593.789,21	4.053.437,21
30,18%	0,00%	1-feb-23	28-feb-23	45,27%	3,1608%	45,27%	3,1608%	45,27%	3,1608%	3,1608%	30	2.459.648,00	77.744,32	1.671.533,53	4.131.181,53
30,84%	0,00%	1-mar-23	31-mar-23	46,26%	3,2192%	46,26%	3,2192%	46,26%	3,2192%	3,2192%	30	2.459.648,00	79.180,84	1.750.714,37	4.210.362,37
31,39%	0,00%	1-abr-23	30-abr-23	47,09%	3,2676%	47,09%	3,2676%	47,09%	3,2676%	3,2676%	30	2.459.648,00	80.371,16	1.831.085,53	4.290.733,53
30,27%	0,00%	1-may-23	31-may-23	45,41%	3,1688%	45,41%	3,1688%	45,41%	3,1688%	3,1688%	30	2.459.648,00	77.940,74	1.909.026,27	4.368.674,27
29,76%	0,00%	1-jun-23	30-jun-23	44,64%	3,1234%	44,64%	3,1234%	44,64%	3,1234%	3,1234%	30	2.459.648,00	76.825,49	1.985.851,76	4.445.499,76
29,36%	0,00%	1-jul-23	31-jul-23	44,04%	3,0877%	44,04%	3,0877%	44,04%	3,0877%	3,0877%	30	2.459.648,00	75.946,99	2.061.798,75	4.521.446,75
28,75%	0,00%	1-ago-23	31-ago-23	43,13%	3,0330%	43,13%	3,0330%	43,13%	3,0330%	3,0330%	30	2.459.648,00	74.600,81	2.136.399,56	4.596.047,56
28,03%	0,00%	1-sep-23	19-sep-23	42,05%	2,9680%	42,05%	2,9680%	42,05%	2,9680%	2,9680%	19	2.459.648,00	46.234,40	2.182.633,96	4.642.281,96
SUBTOTAL												2.182.633,96	0,00	2.182.633,96	4.642.281,96

TOTAL INTERESES	→	\$	2.182.633,96
CAPITAL	→	\$	2.459.648,00
TOTAL: INTERESES MORA+CAPITAL	→	\$	4.642.281,96
INTERESES CORRIENTES		\$	812.856,00
AGENCIAS EN DERECHO			
TOTAL			5.455.138

CAPITAL \$2.485.367,00

INT.DE PLAZO O SANC. 20% \$0,00

Tasa anual pactada o pedida en la demanda →

maxima legal

Tasa mensual pactada o pedida en la demanda →

0,00%

TASA EF. ANUAL		VIGENCIA		INT.MORATORIO		LIMITE USURA		T. PACTADA ó PEDIDA		TASA	LIQ. CREDITO	VALOR INTERESES	ABONOS	SALDO INTERESES	SALDO ADEUDADO
B/RIO.CTE	RED. OR	DESDE	HASTA	EF.ANUAL	NOM.MEN	EF.ANUAL	NOM. MEN	EF. ANUAL	NOM.MEN	APLICADA					
18,29%	0,00%	29-ago-20	31-ago-20	27,44%	2,0408%	27,44%	2,0408%	27,44%	2,0408%	2,0408%	2	2.485.367,00	3.381,50	0,00	2.485.367,00
18,35%	0,00%	1-sep-20	30-sep-20	27,53%	2,0469%	27,53%	2,0469%	27,53%	2,0469%	2,0469%	30	2.485.367,00	50.871,78	3.381,50	2.488.748,50
18,09%	0,00%	1-oct-20	31-oct-20	27,14%	2,0208%	27,14%	2,0208%	27,14%	2,0208%	2,0208%	30	2.485.367,00	50.224,51	54.253,28	2.539.620,28
17,84%	0,00%	1-nov-20	30-nov-20	26,76%	1,9957%	26,76%	1,9957%	26,76%	1,9957%	1,9957%	30	2.485.367,00	49.600,41	104.477,79	2.589.844,79
17,46%	0,00%	1-dic-20	31-dic-20	26,19%	1,9574%	26,19%	1,9574%	26,19%	1,9574%	1,9574%	30	2.485.367,00	48.648,53	154.078,20	2.639.445,20
17,32%	0,00%	1-ene-21	31-ene-21	25,98%	1,9432%	25,98%	1,9432%	25,98%	1,9432%	1,9432%	30	2.485.367,00	48.296,85	202.726,73	2.688.093,73
17,54%	0,00%	1-feb-21	28-feb-21	26,31%	1,9655%	26,31%	1,9655%	26,31%	1,9655%	1,9655%	30	2.485.367,00	48.849,25	251.023,58	2.736.390,58
17,41%	0,00%	1-mar-21	31-mar-21	26,12%	1,9523%	26,12%	1,9523%	26,12%	1,9523%	1,9523%	30	2.485.367,00	48.522,99	299.872,83	2.785.239,83
17,31%	0,00%	1-abr-21	30-abr-21	25,97%	1,9422%	25,97%	1,9422%	25,97%	1,9422%	1,9422%	30	2.485.367,00	48.271,71	348.395,83	2.833.762,83
17,22%	0,00%	1-may-21	31-may-21	25,83%	1,9331%	25,83%	1,9331%	25,83%	1,9331%	1,9331%	30	2.485.367,00	48.045,31	396.667,53	2.882.034,53
17,21%	0,00%	1-jun-21	30-jun-21	25,82%	1,9321%	25,82%	1,9321%	25,82%	1,9321%	1,9321%	30	2.485.367,00	48.020,15	444.712,85	2.930.079,85
17,18%	0,00%	1-jul-21	31-jul-21	25,77%	1,9291%	25,77%	1,9291%	25,77%	1,9291%	1,9291%	30	2.485.367,00	47.944,62	492.732,99	2.978.099,99
17,24%	0,00%	1-ago-21	31-ago-21	25,86%	1,9352%	25,86%	1,9352%	25,86%	1,9352%	1,9352%	30	2.485.367,00	48.095,64	540.677,62	3.026.044,62
17,19%	0,00%	1-sep-21	30-sep-21	25,79%	1,9301%	25,79%	1,9301%	25,79%	1,9301%	1,9301%	30	2.485.367,00	47.969,80	588.773,26	3.074.140,26
17,08%	0,00%	1-oct-21	31-oct-21	25,62%	1,9189%	25,62%	1,9189%	25,62%	1,9189%	1,9189%	30	2.485.367,00	47.692,71	636.743,06	3.122.110,06
17,27%	0,00%	1-nov-21	30-nov-21	25,91%	1,9382%	25,91%	1,9382%	25,91%	1,9382%	1,9382%	30	2.485.367,00	48.171,12	684.435,77	3.169.802,77
17,46%	0,00%	1-dic-21	31-dic-21	26,19%	1,9574%	26,19%	1,9574%	26,19%	1,9574%	1,9574%	30	2.485.367,00	48.648,53	732.606,89	3.217.973,89
17,66%	0,00%	1-ene-22	31-ene-22	26,49%	1,9776%	26,49%	1,9776%	26,49%	1,9776%	1,9776%	30	2.485.367,00	49.150,01	781.255,42	3.266.622,42
18,30%	0,00%	1-feb-22	28-feb-22	27,45%	2,0418%	27,45%	2,0418%	27,45%	2,0418%	2,0418%	30	2.485.367,00	50.747,44	830.405,43	3.315.772,43
18,47%	0,00%	1-mar-22	31-mar-22	27,71%	2,0588%	27,71%	2,0588%	27,71%	2,0588%	2,0588%	30	2.485.367,00	51.169,91	881.152,87	3.366.519,87
19,05%	0,00%	1-abr-22	30-abr-22	28,58%	2,1166%	28,58%	2,1166%	28,58%	2,1166%	2,1166%	30	2.485.367,00	52.605,46	932.322,78	3.417.689,78
19,71%	0,00%	1-may-22	31-may-22	29,57%	2,1819%	29,57%	2,1819%	29,57%	2,1819%	2,1819%	30	2.485.367,00	54.228,23	984.928,24	3.470.295,24
20,40%	0,00%	1-jun-22	30-jun-22	30,60%	2,2497%	30,60%	2,2497%	30,60%	2,2497%	2,2497%	30	2.485.367,00	55.912,65	1.039.156,47	3.524.523,47
21,28%	0,00%	1-jul-22	31-jul-22	31,92%	2,3354%	31,92%	2,3354%	31,92%	2,3354%	2,3354%	30	2.485.367,00	58.043,23	1.095.069,12	3.580.436,12
22,21%	0,00%	1-ago-22	31-ago-22	33,32%	2,4251%	33,32%	2,4251%	33,32%	2,4251%	2,4251%	30	2.485.367,00	60.273,74	1.153.112,36	3.638.479,36
23,50%	0,00%	1-sep-22	30-sep-22	35,25%	2,5482%	35,25%	2,5482%	35,25%	2,5482%	2,5482%	30	2.485.367,00	63.332,50	1.213.386,10	3.698.753,10
24,61%	0,00%	1-oct-22	31-oct-22	36,92%	2,6528%	36,92%	2,6528%	36,92%	2,6528%	2,6528%	30	2.485.367,00	65.932,52	1.276.718,60	3.762.085,60
25,78%	0,00%	1-nov-22	30-nov-22	38,67%	2,7618%	38,67%	2,7618%	38,67%	2,7618%	2,7618%	30	2.485.367,00	68.641,89	1.342.651,11	3.828.018,11
27,64%	0,00%	1-dic-22	31-dic-22	41,46%	2,9326%	41,46%	2,9326%	41,46%	2,9326%	2,9326%	30	2.485.367,00	72.885,06	1.411.293,00	3.896.660,00
28,84%	0,00%	1-ene-23	31-ene-23	43,26%	3,0411%	43,26%	3,0411%	43,26%	3,0411%	3,0411%	30	2.485.367,00	75.582,06	1.484.178,06	3.969.545,06
30,18%	0,00%	1-feb-23	28-feb-23	45,27%	3,1608%	45,27%	3,1608%	45,27%	3,1608%	3,1608%	30	2.485.367,00	78.557,24	1.559.760,12	4.045.127,12
30,84%	0,00%	1-mar-23	31-mar-23	46,26%	3,2192%	46,26%	3,2192%	46,26%	3,2192%	3,2192%	30	2.485.367,00	80.008,79	1.638.317,36	4.123.684,36
31,39%	0,00%	1-abr-23	30-abr-23	47,09%	3,2676%	47,09%	3,2676%	47,09%	3,2676%	3,2676%	30	2.485.367,00	81.211,55	1.718.326,15	4.203.693,15
30,27%	0,00%	1-may-23	31-may-23	45,41%	3,1688%	45,41%	3,1688%	45,41%	3,1688%	3,1688%	30	2.485.367,00	78.755,71	1.799.537,69	4.284.904,69
29,76%	0,00%	1-jun-23	30-jun-23	44,64%	3,1234%	44,64%	3,1234%	44,64%	3,1234%	3,1234%	30	2.485.367,00	77.628,81	1.878.293,41	4.363.660,41
29,36%	0,00%	1-jul-23	31-jul-23	44,04%	3,0877%	44,04%	3,0877%	44,04%	3,0877%	3,0877%	30	2.485.367,00	76.741,12	1.955.922,21	4.441.289,21
28,75%	0,00%	1-ago-23	31-ago-23	43,13%	3,0330%	43,13%	3,0330%	43,13%	3,0330%	3,0330%	30	2.485.367,00	75.380,86	2.032.663,34	4.518.030,34
28,03%	0,00%	1-sep-23	19-sep-23	42,05%	2,9680%	42,05%	2,9680%	42,05%	2,9680%	2,9680%	19	2.485.367,00	46.717,84	2.108.044,20	4.593.411,20
SUBTOTAL											2.154.762,05	0,00	2.154.762,05	4.640.129,05	

TOTAL INTERESES → \$ 2.154.762,05

CAPITAL → \$ 2.485.367,00

TOTAL: INTERESES → \$ 4.640.129,05

MORA+CAPITAL \$ 4.640.129,05

INTERESES CORRIENTES \$ 787.137,00

AGENCIAS EN DERECHO

TOTAL 5.427.266

CAPITAL \$2.511.355,00

INT.DE PLAZO O SANC. 20% \$0,00

Tasa anual pactada o pedida en la demanda →

maxima legal

Tasa mensual pactada o pedida en la demanda →

0,00%

TASA EF. ANUAL		VIGENCIA		INT.MORATORIO		LIMITE USURA		T. PACTADA ó PEDIDA		TASA	LIQ. CREDITO	VALOR INTERESES	ABONOS	SALDO INTERESES	SALDO ADEUDADO
B/RIO.CTE	RED. OR.	DESDE	HASTA	EF.ANUAL	NOM.MEN	EF.ANUAL	NOM. MEN	EF. ANUAL	NOM.MEN	APLICADA					
18,29%	0,00%			27,44%	2,0408%	27,44%	2,0408%	27,44%	2,0408%	2,0408%	0	2.511.355,00		0,00	2.511.355,00
18,35%	0,00%	29-sep-20	30-sep-20	27,53%	2,0469%	27,53%	2,0469%	27,53%	2,0469%	2,0469%	2	2.511.355,00	3.426,91	3.426,91	2.514.781,91
18,09%	0,00%	1-oct-20	31-oct-20	27,14%	2,0208%	27,14%	2,0208%	27,14%	2,0208%	2,0208%	30	2.511.355,00	50.749,67	54.176,59	2.565.531,59
17,84%	0,00%	1-nov-20	30-nov-20	26,76%	1,9957%	26,76%	1,9957%	26,76%	1,9957%	1,9957%	30	2.511.355,00	50.119,05	104.295,64	2.615.650,64
17,46%	0,00%	1-dic-20	31-dic-20	26,19%	1,9574%	26,19%	1,9574%	26,19%	1,9574%	1,9574%	30	2.511.355,00	49.157,22	153.452,86	2.664.807,86
17,32%	0,00%	1-ene-21	31-ene-21	25,98%	1,9432%	25,98%	1,9432%	25,98%	1,9432%	1,9432%	30	2.511.355,00	48.801,86	202.254,72	2.713.609,72
17,54%	0,00%	1-feb-21	28-feb-21	26,31%	1,9655%	26,31%	1,9655%	26,31%	1,9655%	1,9655%	30	2.511.355,00	49.360,04	251.614,76	2.762.969,76
17,41%	0,00%	1-mar-21	31-mar-21	26,12%	1,9523%	26,12%	1,9523%	26,12%	1,9523%	1,9523%	30	2.511.355,00	49.030,37	300.645,13	2.812.000,13
17,31%	0,00%	1-abr-21	30-abr-21	25,97%	1,9422%	25,97%	1,9422%	25,97%	1,9422%	1,9422%	30	2.511.355,00	48.776,46	349.421,58	2.860.776,58
17,22%	0,00%	1-may-21	31-may-21	25,83%	1,9331%	25,83%	1,9331%	25,83%	1,9331%	1,9331%	30	2.511.355,00	48.547,70	397.969,28	2.909.324,28
17,21%	0,00%	1-jun-21	30-jun-21	25,82%	1,9321%	25,82%	1,9321%	25,82%	1,9321%	1,9321%	30	2.511.355,00	48.522,26	446.491,55	2.957.846,55
17,18%	0,00%	1-jul-21	31-jul-21	25,77%	1,9291%	25,77%	1,9291%	25,77%	1,9291%	1,9291%	30	2.511.355,00	48.445,95	494.937,50	3.006.292,50
17,24%	0,00%	1-ago-21	31-ago-21	25,86%	1,9352%	25,86%	1,9352%	25,86%	1,9352%	1,9352%	30	2.511.355,00	48.598,55	543.536,05	3.054.891,05
17,19%	0,00%	1-sep-21	30-sep-21	25,79%	1,9301%	25,79%	1,9301%	25,79%	1,9301%	1,9301%	30	2.511.355,00	48.471,39	592.007,44	3.103.362,44
17,08%	0,00%	1-oct-21	31-oct-21	25,62%	1,9189%	25,62%	1,9189%	25,62%	1,9189%	1,9189%	30	2.511.355,00	48.191,40	640.198,84	3.151.553,84
17,27%	0,00%	1-nov-21	30-nov-21	25,91%	1,9382%	25,91%	1,9382%	25,91%	1,9382%	1,9382%	30	2.511.355,00	48.674,81	688.873,66	3.200.228,66
17,46%	0,00%	1-dic-21	31-dic-21	26,19%	1,9574%	26,19%	1,9574%	26,19%	1,9574%	1,9574%	30	2.511.355,00	49.157,22	738.030,88	3.249.385,88
17,66%	0,00%	1-ene-22	31-ene-22	26,49%	1,9776%	26,49%	1,9776%	26,49%	1,9776%	1,9776%	30	2.511.355,00	49.663,94	787.694,82	3.299.049,82
18,30%	0,00%	1-feb-22	28-feb-22	27,45%	2,0418%	27,45%	2,0418%	27,45%	2,0418%	2,0418%	30	2.511.355,00	51.278,08	838.972,90	3.350.327,90
18,47%	0,00%	1-mar-22	31-mar-22	27,71%	2,0588%	27,71%	2,0588%	27,71%	2,0588%	2,0588%	30	2.511.355,00	51.704,96	890.677,86	3.402.032,86
19,05%	0,00%	1-abr-22	30-abr-22	28,58%	2,1166%	28,58%	2,1166%	28,58%	2,1166%	2,1166%	30	2.511.355,00	53.155,52	943.833,39	3.455.188,39
19,71%	0,00%	1-may-22	31-may-22	29,57%	2,1819%	29,57%	2,1819%	29,57%	2,1819%	2,1819%	30	2.511.355,00	54.795,26	998.628,65	3.509.983,65
20,40%	0,00%	1-jun-22	30-jun-22	30,60%	2,2497%	30,60%	2,2497%	30,60%	2,2497%	2,2497%	30	2.511.355,00	56.497,30	1.055.125,94	3.566.480,94
21,28%	0,00%	1-jul-22	31-jul-22	31,92%	2,3354%	31,92%	2,3354%	31,92%	2,3354%	2,3354%	30	2.511.355,00	58.650,16	1.113.776,10	3.625.131,10
22,21%	0,00%	1-ago-22	31-ago-22	33,32%	2,4251%	33,32%	2,4251%	33,32%	2,4251%	2,4251%	30	2.511.355,00	60.903,98	1.174.680,09	3.686.035,09
23,50%	0,00%	1-sep-22	30-sep-22	35,25%	2,5482%	35,25%	2,5482%	35,25%	2,5482%	2,5482%	30	2.511.355,00	63.994,73	1.238.674,82	3.750.029,82
24,61%	0,00%	1-oct-22	31-oct-22	36,92%	2,6528%	36,92%	2,6528%	36,92%	2,6528%	2,6528%	30	2.511.355,00	66.621,93	1.305.296,75	3.816.651,75
25,78%	0,00%	1-nov-22	30-nov-22	38,67%	2,7618%	38,67%	2,7618%	38,67%	2,7618%	2,7618%	30	2.511.355,00	69.359,63	1.374.656,38	3.886.011,38
27,64%	0,00%	1-dic-22	31-dic-22	41,46%	2,9326%	41,46%	2,9326%	41,46%	2,9326%	2,9326%	30	2.511.355,00	73.647,17	1.448.303,56	3.959.658,56
28,84%	0,00%	1-ene-23	31-ene-23	43,26%	3,0411%	43,26%	3,0411%	43,26%	3,0411%	3,0411%	30	2.511.355,00	76.372,38	1.524.675,93	4.036.030,93
30,18%	0,00%	1-feb-23	28-feb-23	45,27%	3,1608%	45,27%	3,1608%	45,27%	3,1608%	3,1608%	30	2.511.355,00	79.378,67	1.604.054,60	4.115.409,60
30,84%	0,00%	1-mar-23	31-mar-23	46,26%	3,2192%	46,26%	3,2192%	46,26%	3,2192%	3,2192%	30	2.511.355,00	80.845,39	1.684.900,00	4.196.255,00
31,39%	0,00%	1-abr-23	30-abr-23	47,09%	3,2676%	47,09%	3,2676%	47,09%	3,2676%	3,2676%	30	2.511.355,00	82.060,73	1.766.960,72	4.278.315,72
30,27%	0,00%	1-may-23	31-may-23	45,41%	3,1688%	45,41%	3,1688%	45,41%	3,1688%	3,1688%	30	2.511.355,00	79.579,22	1.846.539,94	4.357.894,94
29,76%	0,00%	1-jun-23	30-jun-23	44,64%	3,1234%	44,64%	3,1234%	44,64%	3,1234%	3,1234%	30	2.511.355,00	78.440,52	1.924.980,46	4.436.335,46
29,36%	0,00%	1-jul-23	31-jul-23	44,04%	3,0877%	44,04%	3,0877%	44,04%	3,0877%	3,0877%	30	2.511.355,00	77.543,56	2.002.524,02	4.513.879,02
28,75%	0,00%	1-ago-23	31-ago-23	43,13%	3,0330%	43,13%	3,0330%	43,13%	3,0330%	3,0330%	30	2.511.355,00	76.169,08	2.078.693,10	4.590.048,10
28,03%	0,00%	1-sep-23	19-sep-23	42,05%	2,9680%	42,05%	2,9680%	42,05%	2,9680%	2,9680%	19	2.511.355,00	47.206,34	2.125.899,44	4.637.254,44
SUBTOTAL											2.125.899,44	0,00	2.125.899,44	4.637.254,44	

TOTAL INTERESES → \$ 2.125.899,44

CAPITAL → \$ 2.511.355,00

TOTAL: INTERESES
MORA+CAPITAL \$ 4.637.254,44

INTERESES CORRIENTES \$ 761.148,00

AGENCIAS EN DERECHO
TOTAL 5.398.402

CAPITAL \$2.537.615,00

INT.DE PLAZO O SANC. 20% \$0,00

Tasa anual pactada o pedida en la demanda →

maxima legal

Tasa mensual pactada o pedida en la demanda →

0,00%

TASA EF. ANUAL		VIGENCIA		INT.MORATORIO		LIMITE USURA		T. PACTADA ó PEDIDA		TASA	LIQ. CREDITO	VALOR INTERESES	ABONOS	SALDO INTERESES	SALDO ADEUDADO
B/RIO.CTE	RED. OR.	DESDE	HASTA	EF.ANUAL	NOM.MEN	EF.ANUAL	NOM. MEN	EF. ANUAL	NOM.MEN	APLICADA					
											2.537.615,00			0,00	2.537.615,00
18,09%	0,00%	29-oct-20	31-oct-20	27,14%	2,0208%	27,14%	2,0208%	27,14%	2,0208%	2,0208%	2	2.537.615,00	3.418,69	3.418,69	2.541.033,69
17,84%	0,00%	1-nov-20	30-nov-20	26,76%	1,9957%	26,76%	1,9957%	26,76%	1,9957%	1,9957%	30	2.537.615,00	50.643,12	54.061,81	2.591.676,81
17,46%	0,00%	1-dic-20	31-dic-20	26,19%	1,9574%	26,19%	1,9574%	26,19%	1,9574%	1,9574%	30	2.537.615,00	49.671,23	103.733,04	2.641.348,04
17,32%	0,00%	1-ene-21	31-ene-21	25,98%	1,9432%	25,98%	1,9432%	25,98%	1,9432%	1,9432%	30	2.537.615,00	49.312,16	153.045,20	2.690.660,20
17,54%	0,00%	1-feb-21	28-feb-21	26,31%	1,9655%	26,31%	1,9655%	26,31%	1,9655%	1,9655%	30	2.537.615,00	49.876,18	202.921,38	2.740.536,38
17,41%	0,00%	1-mar-21	31-mar-21	26,12%	1,9523%	26,12%	1,9523%	26,12%	1,9523%	1,9523%	30	2.537.615,00	49.543,05	252.464,43	2.790.079,43
17,31%	0,00%	1-abr-21	30-abr-21	25,97%	1,9422%	25,97%	1,9422%	25,97%	1,9422%	1,9422%	30	2.537.615,00	49.286,49	301.750,92	2.839.365,92
17,22%	0,00%	1-may-21	31-may-21	25,83%	1,9331%	25,83%	1,9331%	25,83%	1,9331%	1,9331%	30	2.537.615,00	49.055,34	350.806,25	2.888.421,25
17,21%	0,00%	1-jun-21	30-jun-21	25,82%	1,9321%	25,82%	1,9321%	25,82%	1,9321%	1,9321%	30	2.537.615,00	49.029,64	399.835,89	2.937.450,89
17,18%	0,00%	1-jul-21	31-jul-21	25,77%	1,9291%	25,77%	1,9291%	25,77%	1,9291%	1,9291%	30	2.537.615,00	48.952,53	448.788,42	2.986.403,42
17,24%	0,00%	1-ago-21	31-ago-21	25,86%	1,9352%	25,86%	1,9352%	25,86%	1,9352%	1,9352%	30	2.537.615,00	49.106,72	497.895,14	3.035.510,14
17,19%	0,00%	1-sep-21	30-sep-21	25,79%	1,9301%	25,79%	1,9301%	25,79%	1,9301%	1,9301%	30	2.537.615,00	48.978,23	546.873,38	3.084.488,38
17,08%	0,00%	1-oct-21	31-oct-21	25,62%	1,9189%	25,62%	1,9189%	25,62%	1,9189%	1,9189%	30	2.537.615,00	48.695,31	595.568,69	3.133.183,69
17,27%	0,00%	1-nov-21	30-nov-21	25,91%	1,9382%	25,91%	1,9382%	25,91%	1,9382%	1,9382%	30	2.537.615,00	49.183,78	644.752,47	3.182.367,47
17,46%	0,00%	1-dic-21	31-dic-21	26,19%	1,9574%	26,19%	1,9574%	26,19%	1,9574%	1,9574%	30	2.537.615,00	49.671,23	694.423,71	3.232.038,71
17,66%	0,00%	1-ene-22	31-ene-22	26,49%	1,9776%	26,49%	1,9776%	26,49%	1,9776%	1,9776%	30	2.537.615,00	50.183,25	744.606,96	3.282.221,96
18,30%	0,00%	1-feb-22	28-feb-22	27,45%	2,0418%	27,45%	2,0418%	27,45%	2,0418%	2,0418%	30	2.537.615,00	51.814,27	796.421,23	3.334.036,23
18,47%	0,00%	1-mar-22	31-mar-22	27,71%	2,0588%	27,71%	2,0588%	27,71%	2,0588%	2,0588%	30	2.537.615,00	52.245,62	848.666,84	3.386.281,84
19,05%	0,00%	1-abr-22	30-abr-22	28,58%	2,1166%	28,58%	2,1166%	28,58%	2,1166%	2,1166%	30	2.537.615,00	53.711,35	902.378,19	3.439.993,19
19,71%	0,00%	1-may-22	31-may-22	29,57%	2,1819%	29,57%	2,1819%	29,57%	2,1819%	2,1819%	30	2.537.615,00	55.368,23	957.746,42	3.495.361,42
20,40%	0,00%	1-jun-22	30-jun-22	30,60%	2,2497%	30,60%	2,2497%	30,60%	2,2497%	2,2497%	30	2.537.615,00	57.088,06	1.014.834,48	3.552.449,48
21,28%	0,00%	1-jul-22	31-jul-22	31,92%	2,3354%	31,92%	2,3354%	31,92%	2,3354%	2,3354%	30	2.537.615,00	59.263,43	1.074.097,91	3.611.712,91
22,21%	0,00%	1-ago-22	31-ago-22	33,32%	2,4251%	33,32%	2,4251%	33,32%	2,4251%	2,4251%	30	2.537.615,00	61.540,83	1.135.638,74	3.673.253,74
23,50%	0,00%	1-sep-22	30-sep-22	35,25%	2,5482%	35,25%	2,5482%	35,25%	2,5482%	2,5482%	30	2.537.615,00	64.663,89	1.200.302,63	3.737.917,63
24,61%	0,00%	1-oct-22	31-oct-22	36,92%	2,6528%	36,92%	2,6528%	36,92%	2,6528%	2,6528%	30	2.537.615,00	67.318,57	1.267.621,20	3.805.236,20
25,78%	0,00%	1-nov-22	30-nov-22	38,67%	2,7618%	38,67%	2,7618%	38,67%	2,7618%	2,7618%	30	2.537.615,00	70.084,89	1.337.706,09	3.875.321,09
27,64%	0,00%	1-dic-22	31-dic-22	41,46%	2,9326%	41,46%	2,9326%	41,46%	2,9326%	2,9326%	30	2.537.615,00	74.417,27	1.412.123,36	3.949.738,36
28,84%	0,00%	1-ene-23	31-ene-23	43,26%	3,0411%	43,26%	3,0411%	43,26%	3,0411%	3,0411%	30	2.537.615,00	77.170,96	1.489.294,32	4.026.909,32
30,18%	0,00%	1-feb-23	28-feb-23	45,27%	3,1608%	45,27%	3,1608%	45,27%	3,1608%	3,1608%	30	2.537.615,00	80.208,69	1.569.503,01	4.107.118,01
30,84%	0,00%	1-mar-23	31-mar-23	46,26%	3,2192%	46,26%	3,2192%	46,26%	3,2192%	3,2192%	30	2.537.615,00	81.690,75	1.651.193,77	4.188.808,77
31,39%	0,00%	1-abr-23	30-abr-23	47,09%	3,2676%	47,09%	3,2676%	47,09%	3,2676%	3,2676%	30	2.537.615,00	82.918,80	1.734.112,56	4.271.727,56
30,27%	0,00%	1-may-23	31-may-23	45,41%	3,1688%	45,41%	3,1688%	45,41%	3,1688%	3,1688%	30	2.537.615,00	80.411,34	1.814.523,90	4.352.138,90
29,76%	0,00%	1-jun-23	30-jun-23	44,64%	3,1234%	44,64%	3,1234%	44,64%	3,1234%	3,1234%	30	2.537.615,00	79.260,74	1.893.784,64	4.431.399,64
29,36%	0,00%	1-jul-23	31-jul-23	44,04%	3,0877%	44,04%	3,0877%	44,04%	3,0877%	3,0877%	30	2.537.615,00	78.354,40	1.972.139,03	4.509.754,03
28,75%	0,00%	1-ago-23	31-ago-23	43,13%	3,0330%	43,13%	3,0330%	43,13%	3,0330%	3,0330%	30	2.537.615,00	76.965,54	2.049.104,57	4.586.719,57
28,03%	0,00%	1-sep-23	19-sep-23	42,05%	2,9680%	42,05%	2,9680%	42,05%	2,9680%	2,9680%	19	2.537.615,00	47.699,96	2.096.804,53	4.634.419,53
SUBTOTAL											2.096.804,53	0,00	2.096.804,53	4.634.419,53	

TOTAL INTERESES	→	\$	2.096.804,53
CAPITAL	→	\$	2.537.615,00
TOTAL: INTERESES MORA+CAPITAL	→	\$	4.634.419,53
INTERESES CORRIENTES		\$	734.888,00
AGENCIAS EN DERECHO			
TOTAL			5.369.308

CAPITAL \$2.564.150,00

INT.DE PLAZO O SANC. 20% \$0,00

Tasa **anual** pactada o pedida en la demanda →

maxima legal

Tasa **mensual** pactada o pedida en la demanda →

0,00%

TASA EF. ANUAL		VIGENCIA		INT.MORATORIO		LIMITE USURA		T. PACTADA ó PEDIDA		TASA	LIQ. CREDITO	VALOR INTERESES	ABONOS	SALDO INTERESES	SALDO ADEUDADO
B/RIO.CTE	RED. OR.	DESDE	HASTA	EF.ANUAL	NOM.MEN	EF.ANUAL	NOM. MEN	EF. ANUAL	NOM.MEN	APLICADA					
18,09%	0,00%			27,14%	2,0208%	27,14%	2,0208%	27,14%	2,0208%	2,0208%	2.564.150,00			0,00	2.564.150,00
17,84%	0,00%	29-nov-20	30-nov-20	26,76%	1,9957%	26,76%	1,9957%	26,76%	1,9957%	1,9957%	2.564.150,00	3.411,51		3.411,51	2.567.561,51
17,46%	0,00%	1-dic-20	31-dic-20	26,19%	1,9574%	26,19%	1,9574%	26,19%	1,9574%	1,9574%	2.564.150,00	50.190,63		53.602,14	2.617.752,14
17,32%	0,00%	1-ene-21	31-ene-21	25,98%	1,9432%	25,98%	1,9432%	25,98%	1,9432%	1,9432%	2.564.150,00	49.827,80		103.429,94	2.667.579,94
17,54%	0,00%	1-feb-21	28-feb-21	26,31%	1,9655%	26,31%	1,9655%	26,31%	1,9655%	1,9655%	2.564.150,00	50.397,71		153.827,65	2.717.977,65
17,41%	0,00%	1-mar-21	31-mar-21	26,12%	1,9523%	26,12%	1,9523%	26,12%	1,9523%	1,9523%	2.564.150,00	50.061,11		203.888,76	2.768.038,76
17,31%	0,00%	1-abr-21	30-abr-21	25,97%	1,9422%	25,97%	1,9422%	25,97%	1,9422%	1,9422%	2.564.150,00	49.801,86		253.690,62	2.817.840,62
17,22%	0,00%	1-may-21	31-may-21	25,83%	1,9331%	25,83%	1,9331%	25,83%	1,9331%	1,9331%	2.564.150,00	49.568,29		303.258,91	2.867.408,91
17,21%	0,00%	1-jun-21	30-jun-21	25,82%	1,9321%	25,82%	1,9321%	25,82%	1,9321%	1,9321%	2.564.150,00	49.542,32		352.801,24	2.916.951,24
17,18%	0,00%	1-jul-21	31-jul-21	25,77%	1,9291%	25,77%	1,9291%	25,77%	1,9291%	1,9291%	2.564.150,00	49.464,41		402.265,65	2.966.415,65
17,24%	0,00%	1-ago-21	31-ago-21	25,86%	1,9352%	25,86%	1,9352%	25,86%	1,9352%	1,9352%	2.564.150,00	49.620,21		451.885,86	3.016.035,86
17,19%	0,00%	1-sep-21	30-sep-21	25,79%	1,9301%	25,79%	1,9301%	25,79%	1,9301%	1,9301%	2.564.150,00	49.490,38		501.376,24	3.065.526,24
17,08%	0,00%	1-oct-21	31-oct-21	25,62%	1,9189%	25,62%	1,9189%	25,62%	1,9189%	1,9189%	2.564.150,00	49.204,51		550.580,75	3.114.730,75
17,27%	0,00%	1-nov-21	30-nov-21	25,91%	1,9382%	25,91%	1,9382%	25,91%	1,9382%	1,9382%	2.564.150,00	49.698,08		600.278,83	3.164.428,83
17,46%	0,00%	1-dic-21	31-dic-21	26,19%	1,9574%	26,19%	1,9574%	26,19%	1,9574%	1,9574%	2.564.150,00	50.190,63		650.469,46	3.214.619,46
17,66%	0,00%	1-ene-22	31-ene-22	26,49%	1,9776%	26,49%	1,9776%	26,49%	1,9776%	1,9776%	2.564.150,00	50.708,00		701.177,46	3.265.327,46
18,30%	0,00%	1-feb-22	28-feb-22	27,45%	2,0418%	27,45%	2,0418%	27,45%	2,0418%	2,0418%	2.564.150,00	52.356,07		753.533,54	3.317.683,54
18,47%	0,00%	1-mar-22	31-mar-22	27,71%	2,0588%	27,71%	2,0588%	27,71%	2,0588%	2,0588%	2.564.150,00	52.791,93		806.325,47	3.370.475,47
19,05%	0,00%	1-abr-22	30-abr-22	28,58%	2,1166%	28,58%	2,1166%	28,58%	2,1166%	2,1166%	2.564.150,00	54.272,99		860.598,46	3.424.748,46
19,71%	0,00%	1-may-22	31-may-22	29,57%	2,1819%	29,57%	2,1819%	29,57%	2,1819%	2,1819%	2.564.150,00	55.947,20		916.545,65	3.480.695,65
20,40%	0,00%	1-jun-22	30-jun-22	30,60%	2,2497%	30,60%	2,2497%	30,60%	2,2497%	2,2497%	2.564.150,00	57.685,01		974.230,66	3.538.380,66
21,28%	0,00%	1-jul-22	31-jul-22	31,92%	2,3354%	31,92%	2,3354%	31,92%	2,3354%	2,3354%	2.564.150,00	59.883,13		1.034.113,79	3.598.263,79
22,21%	0,00%	1-ago-22	31-ago-22	33,32%	2,4251%	33,32%	2,4251%	33,32%	2,4251%	2,4251%	2.564.150,00	62.184,34		1.096.298,13	3.660.448,13
23,50%	0,00%	1-sep-22	30-sep-22	35,25%	2,5482%	35,25%	2,5482%	35,25%	2,5482%	2,5482%	2.564.150,00	65.340,06		1.161.638,19	3.725.788,19
24,61%	0,00%	1-oct-22	31-oct-22	36,92%	2,6528%	36,92%	2,6528%	36,92%	2,6528%	2,6528%	2.564.150,00	68.022,49		1.229.660,69	3.793.810,69
25,78%	0,00%	1-nov-22	30-nov-22	38,67%	2,7618%	38,67%	2,7618%	38,67%	2,7618%	2,7618%	2.564.150,00	70.817,75		1.300.478,44	3.864.628,44
27,64%	0,00%	1-dic-22	31-dic-22	41,46%	2,9326%	41,46%	2,9326%	41,46%	2,9326%	2,9326%	2.564.150,00	75.195,42		1.375.673,86	3.939.823,86
28,84%	0,00%	1-ene-23	31-ene-23	43,26%	3,0411%	43,26%	3,0411%	43,26%	3,0411%	3,0411%	2.564.150,00	77.977,92		1.453.651,77	4.017.801,77
30,18%	0,00%	1-feb-23	28-feb-23	45,27%	3,1608%	45,27%	3,1608%	45,27%	3,1608%	3,1608%	2.564.150,00	81.047,41		1.534.699,18	4.098.849,18
30,84%	0,00%	1-mar-23	31-mar-23	46,26%	3,2192%	46,26%	3,2192%	46,26%	3,2192%	3,2192%	2.564.150,00	82.544,97		1.617.244,15	4.181.394,15
31,39%	0,00%	1-abr-23	30-abr-23	47,09%	3,2676%	47,09%	3,2676%	47,09%	3,2676%	3,2676%	2.564.150,00	83.785,85		1.701.030,00	4.265.180,00
30,27%	0,00%	1-may-23	31-may-23	45,41%	3,1688%	45,41%	3,1688%	45,41%	3,1688%	3,1688%	2.564.150,00	81.252,17		1.782.282,17	4.346.432,17
29,76%	0,00%	1-jun-23	30-jun-23	44,64%	3,1234%	44,64%	3,1234%	44,64%	3,1234%	3,1234%	2.564.150,00	80.089,54		1.862.371,71	4.426.521,71
29,36%	0,00%	1-jul-23	31-jul-23	44,04%	3,0877%	44,04%	3,0877%	44,04%	3,0877%	3,0877%	2.564.150,00	79.173,72		1.941.545,43	4.505.695,43
28,75%	0,00%	1-ago-23	31-ago-23	43,13%	3,0330%	43,13%	3,0330%	43,13%	3,0330%	3,0330%	2.564.150,00	77.770,34		2.019.315,78	4.583.465,78
28,03%	0,00%	1-sep-23	19-sep-23	42,05%	2,9680%	42,05%	2,9680%	42,05%	2,9680%	2,9680%	2.564.150,00	48.198,74		2.067.514,52	4.631.664,52
SUBTOTAL											2.067.514,52	0,00	2.067.514,52	4.631.664,52	

TOTAL INTERESES	→	\$	2.067.514,52
CAPITAL	→	\$	2.564.150,00
TOTAL: INTERESES MORA+CAPITAL	→	\$	4.631.664,52
INTERESES CORRIENTES		\$	708.353,00
AGENCIAS EN DERECHO			
TOTAL			5.340.018

CAPITAL \$2.590.963,00

INT.DE PLAZO O SANC. 20% \$0,00

Tasa **anual** pactada o pedida en la demanda →

maxima legal

Tasa **mensual** pactada o pedida en la demanda →

0,00%

TASA EF. ANUAL		VIGENCIA		INT.MORATORIO		LIMITE USURA		T. PACTADA ó PEDIDA		TASA	LIQ. CREDITO	VALOR INTERESES	ABONOS	SALDO INTERESES	SALDO ADEUDADO
B/RIO.CTE	RED. OR	DESDE	HASTA	EF.ANUAL	NOM.MEN	EF.ANUAL	NOM. MEN	EF. ANUAL	NOM.MEN	APLICADA					
17,46%	0,00%	29-dic-20	31-dic-20	26,19%	1,9574%	26,19%	1,9574%	26,19%	1,9574%	1,9574%	2	2.590.963,00	3.381,03	3.381,03	2.594.344,03
17,32%	0,00%	1-ene-21	31-ene-21	25,98%	1,9432%	25,98%	1,9432%	25,98%	1,9432%	1,9432%	30	2.590.963,00	50.348,84	53.729,87	2.644.692,87
17,54%	0,00%	1-feb-21	28-feb-21	26,31%	1,9655%	26,31%	1,9655%	26,31%	1,9655%	1,9655%	30	2.590.963,00	50.924,72	104.654,59	2.695.617,59
17,41%	0,00%	1-mar-21	31-mar-21	26,12%	1,9523%	26,12%	1,9523%	26,12%	1,9523%	1,9523%	30	2.590.963,00	50.584,59	155.239,18	2.746.202,18
17,31%	0,00%	1-abr-21	30-abr-21	25,97%	1,9422%	25,97%	1,9422%	25,97%	1,9422%	1,9422%	30	2.590.963,00	50.322,63	205.561,81	2.796.524,81
17,22%	0,00%	1-may-21	31-may-21	25,83%	1,9331%	25,83%	1,9331%	25,83%	1,9331%	1,9331%	30	2.590.963,00	50.086,62	255.648,43	2.846.611,43
17,21%	0,00%	1-jun-21	30-jun-21	25,82%	1,9321%	25,82%	1,9321%	25,82%	1,9321%	1,9321%	30	2.590.963,00	50.060,38	305.708,81	2.896.671,81
17,18%	0,00%	1-jul-21	31-jul-21	25,77%	1,9291%	25,77%	1,9291%	25,77%	1,9291%	1,9291%	30	2.590.963,00	49.981,65	355.690,47	2.946.653,47
17,24%	0,00%	1-ago-21	31-ago-21	25,86%	1,9352%	25,86%	1,9352%	25,86%	1,9352%	1,9352%	30	2.590.963,00	50.139,09	405.829,55	2.996.792,55
17,19%	0,00%	1-sep-21	30-sep-21	25,79%	1,9301%	25,79%	1,9301%	25,79%	1,9301%	1,9301%	30	2.590.963,00	50.007,90	455.837,45	3.046.800,45
17,08%	0,00%	1-oct-21	31-oct-21	25,62%	1,9189%	25,62%	1,9189%	25,62%	1,9189%	1,9189%	30	2.590.963,00	49.719,03	505.556,48	3.096.519,48
17,27%	0,00%	1-nov-21	30-nov-21	25,91%	1,9382%	25,91%	1,9382%	25,91%	1,9382%	1,9382%	30	2.590.963,00	50.217,77	555.774,25	3.146.737,25
17,46%	0,00%	1-dic-21	31-dic-21	26,19%	1,9574%	26,19%	1,9574%	26,19%	1,9574%	1,9574%	30	2.590.963,00	50.715,47	606.489,72	3.197.452,72
17,66%	0,00%	1-ene-22	31-ene-22	26,49%	1,9776%	26,49%	1,9776%	26,49%	1,9776%	1,9776%	30	2.590.963,00	51.238,25	657.727,97	3.248.690,97
18,30%	0,00%	1-feb-22	28-feb-22	27,45%	2,0418%	27,45%	2,0418%	27,45%	2,0418%	2,0418%	30	2.590.963,00	52.903,56	710.631,52	3.301.594,52
18,47%	0,00%	1-mar-22	31-mar-22	27,71%	2,0588%	27,71%	2,0588%	27,71%	2,0588%	2,0588%	30	2.590.963,00	53.343,97	763.975,49	3.354.938,49
19,05%	0,00%	1-abr-22	30-abr-22	28,58%	2,1166%	28,58%	2,1166%	28,58%	2,1166%	2,1166%	30	2.590.963,00	54.840,51	818.816,01	3.409.779,01
19,71%	0,00%	1-may-22	31-may-22	29,57%	2,1819%	29,57%	2,1819%	29,57%	2,1819%	2,1819%	30	2.590.963,00	56.532,23	875.348,23	3.466.311,23
20,40%	0,00%	1-jun-22	30-jun-22	30,60%	2,2497%	30,60%	2,2497%	30,60%	2,2497%	2,2497%	30	2.590.963,00	58.288,22	933.636,45	3.524.599,45
21,28%	0,00%	1-jul-22	31-jul-22	31,92%	2,3354%	31,92%	2,3354%	31,92%	2,3354%	2,3354%	30	2.590.963,00	60.509,32	994.145,77	3.585.108,77
22,21%	0,00%	1-ago-22	31-ago-22	33,32%	2,4251%	33,32%	2,4251%	33,32%	2,4251%	2,4251%	30	2.590.963,00	62.834,59	1.056.980,37	3.647.943,37
23,50%	0,00%	1-sep-22	30-sep-22	35,25%	2,5482%	35,25%	2,5482%	35,25%	2,5482%	2,5482%	30	2.590.963,00	66.023,31	1.123.003,68	3.713.966,68
24,61%	0,00%	1-oct-22	31-oct-22	36,92%	2,6528%	36,92%	2,6528%	36,92%	2,6528%	2,6528%	30	2.590.963,00	68.733,80	1.191.737,48	3.782.700,48
25,78%	0,00%	1-nov-22	30-nov-22	38,67%	2,7618%	38,67%	2,7618%	38,67%	2,7618%	2,7618%	30	2.590.963,00	71.558,28	1.263.295,76	3.854.258,76
27,64%	0,00%	1-dic-22	31-dic-22	41,46%	2,9326%	41,46%	2,9326%	41,46%	2,9326%	2,9326%	30	2.590.963,00	75.981,73	1.339.277,49	3.930.240,49
28,84%	0,00%	1-ene-23	31-ene-23	43,26%	3,0411%	43,26%	3,0411%	43,26%	3,0411%	3,0411%	30	2.590.963,00	78.793,32	1.418.070,81	4.009.033,81
30,18%	0,00%	1-feb-23	28-feb-23	45,27%	3,1608%	45,27%	3,1608%	45,27%	3,1608%	3,1608%	30	2.590.963,00	81.894,91	1.499.965,72	4.090.928,72
30,84%	0,00%	1-mar-23	31-mar-23	46,26%	3,2192%	46,26%	3,2192%	46,26%	3,2192%	3,2192%	30	2.590.963,00	83.408,13	1.583.373,85	4.174.336,85
31,39%	0,00%	1-abr-23	30-abr-23	47,09%	3,2676%	47,09%	3,2676%	47,09%	3,2676%	3,2676%	30	2.590.963,00	84.661,99	1.668.035,84	4.258.998,84
30,27%	0,00%	1-may-23	31-may-23	45,41%	3,1688%	45,41%	3,1688%	45,41%	3,1688%	3,1688%	30	2.590.963,00	82.101,82	1.750.137,65	4.341.100,65
29,76%	0,00%	1-jun-23	30-jun-23	44,64%	3,1234%	44,64%	3,1234%	44,64%	3,1234%	3,1234%	30	2.590.963,00	80.927,03	1.831.064,68	4.422.027,68
29,36%	0,00%	1-jul-23	31-jul-23	44,04%	3,0877%	44,04%	3,0877%	44,04%	3,0877%	3,0877%	30	2.590.963,00	80.001,63	1.911.066,31	4.502.029,31
28,75%	0,00%	1-ago-23	31-ago-23	43,13%	3,0330%	43,13%	3,0330%	43,13%	3,0330%	3,0330%	30	2.590.963,00	78.583,58	1.989.649,89	4.580.612,89
28,03%	0,00%	1-sep-23	19-sep-23	42,05%	2,9680%	42,05%	2,9680%	42,05%	2,9680%	2,9680%	19	2.590.963,00	48.702,75	2.038.352,64	4.629.315,64
SUBTOTAL												2.038.352,64	0,00	2.038.352,64	4.629.315,64

TOTAL INTERESES	→	\$	2.038.352,64
CAPITAL	→	\$	2.590.963,00
TOTAL: INTERESES MORA+CAPITAL	→	\$	4.629.315,64
INTERESES CORRIENTES		\$	681.541,00
AGENCIAS EN DERECHO			
TOTAL			5.310.857

CAPITAL \$2.618.055,00

INT.DE PLAZO O SANC. 20% \$0,00

Tasa **anual** pactada o pedida en la demanda →

maxima legal

Tasa **mensual** pactada o pedida en la demanda →

0,00%

TASA EF. ANUAL		VIGENCIA		INT.MORATORIO		LIMITE USURA		T. PACTADA ó PEDIDA		TASA	LIQ. CREDITO	VALOR INTERESES	ABONOS	SALDO INTERESES	SALDO ADEUDADO
B/RIO.CTE	RED. OR.	DESDE	HASTA	EF.ANUAL	NOM.MEN	EF.ANUAL	NOM. MEN	EF. ANUAL	NOM.MEN	APLICADA					
17,46%	0,00%			26,19%	1,9574%	26,19%	1,9574%	26,19%	1,9574%	1,9574%	0	2.618.055,00		0,00	2.618.055,00
17,32%	0,00%	29-ene-21	31-ene-21	25,98%	1,9432%	25,98%	1,9432%	25,98%	1,9432%	1,9432%	2	2.618.055,00	3.391,69	3.391,69	2.621.446,69
17,54%	0,00%	1-feb-21	28-feb-21	26,31%	1,9655%	26,31%	1,9655%	26,31%	1,9655%	1,9655%	30	2.618.055,00	51.457,20	54.848,89	2.672.903,89
17,41%	0,00%	1-mar-21	31-mar-21	26,12%	1,9523%	26,12%	1,9523%	26,12%	1,9523%	1,9523%	30	2.618.055,00	51.113,52	105.962,41	2.724.017,41
17,31%	0,00%	1-abr-21	30-abr-21	25,97%	1,9422%	25,97%	1,9422%	25,97%	1,9422%	1,9422%	30	2.618.055,00	50.848,82	156.811,23	2.774.866,23
17,22%	0,00%	1-may-21	31-may-21	25,83%	1,9331%	25,83%	1,9331%	25,83%	1,9331%	1,9331%	30	2.618.055,00	50.610,34	207.421,58	2.825.476,58
17,21%	0,00%	1-jun-21	30-jun-21	25,82%	1,9321%	25,82%	1,9321%	25,82%	1,9321%	1,9321%	30	2.618.055,00	50.583,83	258.005,41	2.876.060,41
17,18%	0,00%	1-jul-21	31-jul-21	25,77%	1,9291%	25,77%	1,9291%	25,77%	1,9291%	1,9291%	30	2.618.055,00	50.504,28	308.509,69	2.926.564,69
17,24%	0,00%	1-ago-21	31-ago-21	25,86%	1,9352%	25,86%	1,9352%	25,86%	1,9352%	1,9352%	30	2.618.055,00	50.663,36	359.173,05	2.977.228,05
17,19%	0,00%	1-sep-21	30-sep-21	25,79%	1,9301%	25,79%	1,9301%	25,79%	1,9301%	1,9301%	30	2.618.055,00	50.530,80	409.703,84	3.027.758,84
17,08%	0,00%	1-oct-21	31-oct-21	25,62%	1,9189%	25,62%	1,9189%	25,62%	1,9189%	1,9189%	30	2.618.055,00	50.238,91	459.942,75	3.077.997,75
17,27%	0,00%	1-nov-21	30-nov-21	25,91%	1,9382%	25,91%	1,9382%	25,91%	1,9382%	1,9382%	30	2.618.055,00	50.742,86	510.685,61	3.128.740,61
17,46%	0,00%	1-dic-21	31-dic-21	26,19%	1,9574%	26,19%	1,9574%	26,19%	1,9574%	1,9574%	30	2.618.055,00	51.245,77	561.931,38	3.179.986,38
17,66%	0,00%	1-ene-22	31-ene-22	26,49%	1,9776%	26,49%	1,9776%	26,49%	1,9776%	1,9776%	30	2.618.055,00	51.774,02	613.705,40	3.231.760,40
18,30%	0,00%	1-feb-22	28-feb-22	27,45%	2,0418%	27,45%	2,0418%	27,45%	2,0418%	2,0418%	30	2.618.055,00	53.456,73	667.162,13	3.285.217,13
18,47%	0,00%	1-mar-22	31-mar-22	27,71%	2,0588%	27,71%	2,0588%	27,71%	2,0588%	2,0588%	30	2.618.055,00	53.901,75	721.063,88	3.339.118,88
19,05%	0,00%	1-abr-22	30-abr-22	28,58%	2,1166%	28,58%	2,1166%	28,58%	2,1166%	2,1166%	30	2.618.055,00	55.413,94	776.477,83	3.394.532,83
19,71%	0,00%	1-may-22	31-may-22	29,57%	2,1819%	29,57%	2,1819%	29,57%	2,1819%	2,1819%	30	2.618.055,00	57.123,35	833.601,17	3.451.656,17
20,40%	0,00%	1-jun-22	30-jun-22	30,60%	2,2497%	30,60%	2,2497%	30,60%	2,2497%	2,2497%	30	2.618.055,00	58.897,70	892.498,87	3.510.553,87
21,28%	0,00%	1-jul-22	31-jul-22	31,92%	2,3354%	31,92%	2,3354%	31,92%	2,3354%	2,3354%	30	2.618.055,00	61.142,03	953.640,90	3.571.695,90
22,21%	0,00%	1-ago-22	31-ago-22	33,32%	2,4251%	33,32%	2,4251%	33,32%	2,4251%	2,4251%	30	2.618.055,00	63.491,61	1.017.132,51	3.635.187,51
23,50%	0,00%	1-sep-22	30-sep-22	35,25%	2,5482%	35,25%	2,5482%	35,25%	2,5482%	2,5482%	30	2.618.055,00	66.713,68	1.083.846,19	3.701.901,19
24,61%	0,00%	1-oct-22	31-oct-22	36,92%	2,6528%	36,92%	2,6528%	36,92%	2,6528%	2,6528%	30	2.618.055,00	69.452,50	1.153.298,69	3.771.353,69
25,78%	0,00%	1-nov-22	30-nov-22	38,67%	2,7618%	38,67%	2,7618%	38,67%	2,7618%	2,7618%	30	2.618.055,00	72.306,52	1.225.605,21	3.843.660,21
27,64%	0,00%	1-dic-22	31-dic-22	41,46%	2,9326%	41,46%	2,9326%	41,46%	2,9326%	2,9326%	30	2.618.055,00	76.776,22	1.302.381,43	3.920.436,43
28,84%	0,00%	1-ene-23	31-ene-23	43,26%	3,0411%	43,26%	3,0411%	43,26%	3,0411%	3,0411%	30	2.618.055,00	79.617,21	1.381.998,64	4.000.053,64
30,18%	0,00%	1-feb-23	28-feb-23	45,27%	3,1608%	45,27%	3,1608%	45,27%	3,1608%	3,1608%	30	2.618.055,00	82.751,23	1.464.749,88	4.082.804,88
30,84%	0,00%	1-mar-23	31-mar-23	46,26%	3,2192%	46,26%	3,2192%	46,26%	3,2192%	3,2192%	30	2.618.055,00	84.280,27	1.549.030,15	4.167.085,15
31,39%	0,00%	1-abr-23	30-abr-23	47,09%	3,2676%	47,09%	3,2676%	47,09%	3,2676%	3,2676%	30	2.618.055,00	85.547,24	1.634.577,39	4.252.632,39
30,27%	0,00%	1-may-23	31-may-23	45,41%	3,1688%	45,41%	3,1688%	45,41%	3,1688%	3,1688%	30	2.618.055,00	82.960,30	1.717.537,69	4.335.592,69
29,76%	0,00%	1-jun-23	30-jun-23	44,64%	3,1234%	44,64%	3,1234%	44,64%	3,1234%	3,1234%	30	2.618.055,00	81.773,23	1.799.310,92	4.417.365,92
29,36%	0,00%	1-jul-23	31-jul-23	44,04%	3,0877%	44,04%	3,0877%	44,04%	3,0877%	3,0877%	30	2.618.055,00	80.838,16	1.880.149,08	4.498.204,08
28,75%	0,00%	1-ago-23	31-ago-23	43,13%	3,0330%	43,13%	3,0330%	43,13%	3,0330%	3,0330%	30	2.618.055,00	79.405,27	1.959.554,35	4.577.609,35
28,03%	0,00%	1-sep-23	19-sep-23	42,05%	2,9680%	42,05%	2,9680%	42,05%	2,9680%	2,9680%	19	2.618.055,00	49.212,00	2.008.766,35	4.626.821,35
SUBTOTAL											2.008.766,35	0,00	2.008.766,35	4.626.821,35	

TOTAL INTERESES	→	\$	2.008.766,35
CAPITAL	→	\$	2.618.055,00
TOTAL: INTERESES MORA+CAPITAL	→	\$	4.626.821,35
INTERESES CORRIENTES		\$	654.448,00
AGENCIAS EN DERECHO			
TOTAL			5.281.269

CAPITAL \$2.645.431,00

INT.DE PLAZO O SANC. 20% \$0,00

Tasa **anual** pactada o pedida en la demanda →

maxima legal

Tasa **mensual** pactada o pedida en la demanda →

0,00%

TASA EF. ANUAL		VIGENCIA		INT.MORATORIO		LIMITE USURA		T. PACTADA ó PEDIDA		TASA	LIQ. CREDITO VALOR CAPITAL	VALOR INTERESES	ABONOS	SALDO INTERESES	SALDO ADEUDADO
B/RIO.CTE	RED. OR	DESDE	HASTA	EF.ANUAL	NOM.MEN	EF.ANUAL	NOM. MEN	EF. ANUAL	NOM.MEN	APLICADA					
17,41%	0,00%	1-mar-21	31-mar-21	26,12%	1,9523%	26,12%	1,9523%	26,12%	1,9523%	1,9523%	30	2.645.431,00	51.648,00	51.648,00	2.645.431,00
17,31%	0,00%	1-abr-21	30-abr-21	25,97%	1,9422%	25,97%	1,9422%	25,97%	1,9422%	1,9422%	30	2.645.431,00	51.380,53	103.028,53	2.748.459,53
17,22%	0,00%	1-may-21	31-may-21	25,83%	1,9331%	25,83%	1,9331%	25,83%	1,9331%	1,9331%	30	2.645.431,00	51.139,56	154.168,08	2.799.599,08
17,21%	0,00%	1-jun-21	30-jun-21	25,82%	1,9321%	25,82%	1,9321%	25,82%	1,9321%	1,9321%	30	2.645.431,00	51.112,77	205.280,85	2.850.711,85
17,18%	0,00%	1-jul-21	31-jul-21	25,77%	1,9291%	25,77%	1,9291%	25,77%	1,9291%	1,9291%	30	2.645.431,00	51.032,38	256.313,23	2.901.744,23
17,24%	0,00%	1-ago-21	31-ago-21	25,86%	1,9352%	25,86%	1,9352%	25,86%	1,9352%	1,9352%	30	2.645.431,00	51.193,13	307.506,36	2.952.937,36
17,19%	0,00%	1-sep-21	30-sep-21	25,79%	1,9301%	25,79%	1,9301%	25,79%	1,9301%	1,9301%	30	2.645.431,00	51.059,18	358.565,54	3.003.996,54
17,08%	0,00%	1-oct-21	31-oct-21	25,62%	1,9189%	25,62%	1,9189%	25,62%	1,9189%	1,9189%	30	2.645.431,00	50.764,24	409.329,78	3.054.760,78
17,27%	0,00%	1-nov-21	30-nov-21	25,91%	1,9382%	25,91%	1,9382%	25,91%	1,9382%	1,9382%	30	2.645.431,00	51.273,46	460.603,23	3.106.034,23
17,46%	0,00%	1-dic-21	31-dic-21	26,19%	1,9574%	26,19%	1,9574%	26,19%	1,9574%	1,9574%	30	2.645.431,00	51.781,62	512.384,86	3.157.815,86
17,66%	0,00%	1-ene-22	31-ene-22	26,49%	1,9776%	26,49%	1,9776%	26,49%	1,9776%	1,9776%	30	2.645.431,00	52.315,40	564.700,25	3.210.131,25
18,30%	0,00%	1-feb-22	28-feb-22	27,45%	2,0418%	27,45%	2,0418%	27,45%	2,0418%	2,0418%	30	2.645.431,00	54.015,71	618.715,96	3.264.146,96
18,47%	0,00%	1-mar-22	31-mar-22	27,71%	2,0588%	27,71%	2,0588%	27,71%	2,0588%	2,0588%	30	2.645.431,00	54.465,38	673.181,35	3.318.612,35
19,05%	0,00%	1-abr-22	30-abr-22	28,58%	2,1166%	28,58%	2,1166%	28,58%	2,1166%	2,1166%	30	2.645.431,00	55.993,39	729.174,73	3.374.605,73
19,71%	0,00%	1-may-22	31-may-22	29,57%	2,1819%	29,57%	2,1819%	29,57%	2,1819%	2,1819%	30	2.645.431,00	57.720,67	786.895,40	3.432.326,40
20,40%	0,00%	1-jun-22	30-jun-22	30,60%	2,2497%	30,60%	2,2497%	30,60%	2,2497%	2,2497%	30	2.645.431,00	59.513,57	846.408,97	3.491.839,97
21,28%	0,00%	1-jul-22	31-jul-22	31,92%	2,3354%	31,92%	2,3354%	31,92%	2,3354%	2,3354%	30	2.645.431,00	61.781,37	908.190,34	3.553.621,34
22,21%	0,00%	1-ago-22	31-ago-22	33,32%	2,4251%	33,32%	2,4251%	33,32%	2,4251%	2,4251%	30	2.645.431,00	64.155,52	972.345,86	3.617.776,86
23,50%	0,00%	1-sep-22	30-sep-22	35,25%	2,5482%	35,25%	2,5482%	35,25%	2,5482%	2,5482%	30	2.645.431,00	67.411,28	1.039.757,13	3.685.188,13
24,61%	0,00%	1-oct-22	31-oct-22	36,92%	2,6528%	36,92%	2,6528%	36,92%	2,6528%	2,6528%	30	2.645.431,00	70.178,74	1.109.935,87	3.755.366,87
25,78%	0,00%	1-nov-22	30-nov-22	38,67%	2,7618%	38,67%	2,7618%	38,67%	2,7618%	2,7618%	30	2.645.431,00	73.062,60	1.182.998,47	3.828.429,47
27,64%	0,00%	1-dic-22	31-dic-22	41,46%	2,9326%	41,46%	2,9326%	41,46%	2,9326%	2,9326%	30	2.645.431,00	77.579,04	1.260.577,51	3.906.008,51
28,84%	0,00%	1-ene-23	31-ene-23	43,26%	3,0411%	43,26%	3,0411%	43,26%	3,0411%	3,0411%	30	2.645.431,00	80.449,74	1.341.027,25	3.986.458,25
30,18%	0,00%	1-feb-23	28-feb-23	45,27%	3,1608%	45,27%	3,1608%	45,27%	3,1608%	3,1608%	30	2.645.431,00	83.616,53	1.424.643,78	4.070.074,78
30,84%	0,00%	1-mar-23	31-mar-23	46,26%	3,2192%	46,26%	3,2192%	46,26%	3,2192%	3,2192%	30	2.645.431,00	85.161,56	1.509.805,34	4.155.236,34
31,39%	0,00%	1-abr-23	30-abr-23	47,09%	3,2676%	47,09%	3,2676%	47,09%	3,2676%	3,2676%	30	2.645.431,00	86.441,78	1.596.247,12	4.241.678,12
30,27%	0,00%	1-may-23	31-may-23	45,41%	3,1688%	45,41%	3,1688%	45,41%	3,1688%	3,1688%	30	2.645.431,00	83.827,78	1.680.074,90	4.325.505,90
29,76%	0,00%	1-jun-23	30-jun-23	44,64%	3,1234%	44,64%	3,1234%	44,64%	3,1234%	3,1234%	30	2.645.431,00	82.628,30	1.762.703,20	4.408.134,20
29,36%	0,00%	1-jul-23	31-jul-23	44,04%	3,0877%	44,04%	3,0877%	44,04%	3,0877%	3,0877%	30	2.645.431,00	81.683,45	1.844.386,65	4.489.817,65
28,75%	0,00%	1-ago-23	31-ago-23	43,13%	3,0330%	43,13%	3,0330%	43,13%	3,0330%	3,0330%	30	2.645.431,00	80.235,59	1.924.622,24	4.570.053,24
28,03%	0,00%	1-sep-23	19-sep-23	42,05%	2,9680%	42,05%	2,9680%	42,05%	2,9680%	2,9680%	19	2.645.431,00	49.726,59	1.974.348,83	4.619.779,83
SUBTOTAL												1.974.348,83	0,00	1.974.348,83	4.619.779,83

TOTAL INTERESES	→	\$	1.974.348,83
CAPITAL	→	\$	2.645.431,00
TOTAL: INTERESES MORA+CAPITAL	→	\$	4.619.779,83
INTERESES CORRIENTES		\$	627.072,00
AGENCIAS EN DERECHO			
TOTAL			5.246.852

CAPITAL \$2.673.093,00

INT.DE PLAZO O SANC. 20% \$0,00

Tasa **anual** pactada o pedida en la demanda →

maxima legal

Tasa **mensual** pactada o pedida en la demanda →

0,00%

TASA EF. ANUAL		VIGENCIA		INT.MORATORIO		LIMITE USURA		T. PACTADA ó PEDIDA		TASA	LIQ. CREDITO VALOR CAPITAL	VALOR INTERESES	ABONOS	SALDO INTERESES	SALDO ADEUDADO
B/RIO.CTE	RED. OR	DESDE	HASTA	EF.ANUAL	NOM.MEN	EF.ANUAL	NOM. MEN	EF. ANUAL	NOM.MEN	APLICADA					
17,41%	0,00%	29-mar-21	31-mar-21	26,12%	1,9523%	26,12%	1,9523%	26,12%	1,9523%	1,9523%	2	2.673.093,00	3.479,20	3.479,20	2.673.093,00
17,31%	0,00%	1-abr-21	30-abr-21	25,97%	1,9422%	25,97%	1,9422%	25,97%	1,9422%	1,9422%	30	2.673.093,00	51.917,79	55.396,99	2.728.489,99
17,22%	0,00%	1-may-21	31-may-21	25,83%	1,9331%	25,83%	1,9331%	25,83%	1,9331%	1,9331%	30	2.673.093,00	51.674,30	107.071,29	2.780.164,29
17,21%	0,00%	1-jun-21	30-jun-21	25,82%	1,9321%	25,82%	1,9321%	25,82%	1,9321%	1,9321%	30	2.673.093,00	51.647,23	158.718,52	2.831.811,52
17,18%	0,00%	1-jul-21	31-jul-21	25,77%	1,9291%	25,77%	1,9291%	25,77%	1,9291%	1,9291%	30	2.673.093,00	51.566,00	210.284,52	2.883.377,52
17,24%	0,00%	1-ago-21	31-ago-21	25,86%	1,9352%	25,86%	1,9352%	25,86%	1,9352%	1,9352%	30	2.673.093,00	51.728,43	262.012,95	2.935.105,95
17,19%	0,00%	1-sep-21	30-sep-21	25,79%	1,9301%	25,79%	1,9301%	25,79%	1,9301%	1,9301%	30	2.673.093,00	51.593,08	313.606,03	2.986.699,03
17,08%	0,00%	1-oct-21	31-oct-21	25,62%	1,9189%	25,62%	1,9189%	25,62%	1,9189%	1,9189%	30	2.673.093,00	51.295,06	364.901,09	3.037.994,09
17,27%	0,00%	1-nov-21	30-nov-21	25,91%	1,9382%	25,91%	1,9382%	25,91%	1,9382%	1,9382%	30	2.673.093,00	51.809,60	416.710,69	3.089.803,69
17,46%	0,00%	1-dic-21	31-dic-21	26,19%	1,9574%	26,19%	1,9574%	26,19%	1,9574%	1,9574%	30	2.673.093,00	52.323,08	469.033,77	3.142.126,77
17,66%	0,00%	1-ene-22	31-ene-22	26,49%	1,9776%	26,49%	1,9776%	26,49%	1,9776%	1,9776%	30	2.673.093,00	52.862,43	521.896,20	3.194.989,20
18,30%	0,00%	1-feb-22	28-feb-22	27,45%	2,0418%	27,45%	2,0418%	27,45%	2,0418%	2,0418%	30	2.673.093,00	54.580,53	576.476,73	3.249.569,73
18,47%	0,00%	1-mar-22	31-mar-22	27,71%	2,0588%	27,71%	2,0588%	27,71%	2,0588%	2,0588%	30	2.673.093,00	55.034,90	631.511,63	3.304.604,63
19,05%	0,00%	1-abr-22	30-abr-22	28,58%	2,1166%	28,58%	2,1166%	28,58%	2,1166%	2,1166%	30	2.673.093,00	56.578,88	688.090,51	3.361.183,51
19,71%	0,00%	1-may-22	31-may-22	29,57%	2,1819%	29,57%	2,1819%	29,57%	2,1819%	2,1819%	30	2.673.093,00	58.324,22	746.414,73	3.419.507,73
20,40%	0,00%	1-jun-22	30-jun-22	30,60%	2,2497%	30,60%	2,2497%	30,60%	2,2497%	2,2497%	30	2.673.093,00	60.135,87	806.550,61	3.479.643,61
21,28%	0,00%	1-jul-22	31-jul-22	31,92%	2,3354%	31,92%	2,3354%	31,92%	2,3354%	2,3354%	30	2.673.093,00	62.427,39	868.977,99	3.542.070,99
22,21%	0,00%	1-ago-22	31-ago-22	33,32%	2,4251%	33,32%	2,4251%	33,32%	2,4251%	2,4251%	30	2.673.093,00	64.826,36	933.804,36	3.606.897,36
23,50%	0,00%	1-sep-22	30-sep-22	35,25%	2,5482%	35,25%	2,5482%	35,25%	2,5482%	2,5482%	30	2.673.093,00	68.116,16	1.001.920,52	3.675.013,52
24,61%	0,00%	1-oct-22	31-oct-22	36,92%	2,6528%	36,92%	2,6528%	36,92%	2,6528%	2,6528%	30	2.673.093,00	70.912,57	1.072.833,09	3.745.926,09
25,78%	0,00%	1-nov-22	30-nov-22	38,67%	2,7618%	38,67%	2,7618%	38,67%	2,7618%	2,7618%	30	2.673.093,00	73.826,58	1.146.659,66	3.819.752,66
27,64%	0,00%	1-dic-22	31-dic-22	41,46%	2,9326%	41,46%	2,9326%	41,46%	2,9326%	2,9326%	30	2.673.093,00	78.390,25	1.225.049,91	3.898.142,91
28,84%	0,00%	1-ene-23	31-ene-23	43,26%	3,0411%	43,26%	3,0411%	43,26%	3,0411%	3,0411%	30	2.673.093,00	81.290,96	1.306.340,87	3.979.433,87
30,18%	0,00%	1-feb-23	28-feb-23	45,27%	3,1608%	45,27%	3,1608%	45,27%	3,1608%	3,1608%	30	2.673.093,00	84.490,87	1.390.831,74	4.063.924,74
30,84%	0,00%	1-mar-23	31-mar-23	46,26%	3,2192%	46,26%	3,2192%	46,26%	3,2192%	3,2192%	30	2.673.093,00	86.052,05	1.476.883,80	4.149.976,80
31,39%	0,00%	1-abr-23	30-abr-23	47,09%	3,2676%	47,09%	3,2676%	47,09%	3,2676%	3,2676%	30	2.673.093,00	87.345,66	1.564.229,45	4.237.322,45
30,27%	0,00%	1-may-23	31-may-23	45,41%	3,1688%	45,41%	3,1688%	45,41%	3,1688%	3,1688%	30	2.673.093,00	84.704,33	1.648.933,79	4.322.026,79
29,76%	0,00%	1-jun-23	30-jun-23	44,64%	3,1234%	44,64%	3,1234%	44,64%	3,1234%	3,1234%	30	2.673.093,00	83.492,30	1.732.426,09	4.405.519,09
29,36%	0,00%	1-jul-23	31-jul-23	44,04%	3,0877%	44,04%	3,0877%	44,04%	3,0877%	3,0877%	30	2.673.093,00	82.537,57	1.814.963,66	4.488.056,66
28,75%	0,00%	1-ago-23	31-ago-23	43,13%	3,0330%	43,13%	3,0330%	43,13%	3,0330%	3,0330%	30	2.673.093,00	81.074,57	1.896.038,23	4.569.131,23
28,03%	0,00%	1-sep-23	19-sep-23	42,05%	2,9680%	42,05%	2,9680%	42,05%	2,9680%	2,9680%	19	2.673.093,00	50.246,56	1.946.284,79	4.619.377,79
S U B T O T A L												1.946.284,79	0,00	1.946.284,79	4.619.377,79

TOTAL INTERESES	→	\$	1.946.284,79
CAPITAL	→	\$	2.673.093,00
TOTAL: INTERESES MORA+CAPITAL	→	\$	4.619.377,79
INTERESES CORRIENTES		\$	599.410,00
AGENCIAS EN DERECHO			
TOTAL			5.218.788

CAPITAL \$2.701.045,00

INT.DE PLAZO O SANC. 20% \$0,00

Tasa **anual** pactada o pedida en la demanda →

maxima legal

Tasa **mensual** pactada o pedida en la demanda →

0,00%

TASA EF. ANUAL		VIGENCIA		INT.MORATORIO		LIMITE USURA		T. PACTADA ó PEDIDA		TASA	LIQ. CREDITO	VALOR INTERESES	ABONOS	SALDO INTERESES	SALDO ADEUDADO
B/RIO.CTE	RED. OR.	DESDE	HASTA	EF.ANUAL	NOM.MEN	EF.ANUAL	NOM. MEN	EF. ANUAL	NOM.MEN	APLICADA					
17,41%	0,00%			26,12%	1,9523%	26,12%	1,9523%	26,12%	1,9523%	1,9523%	0	2.701.045,00		0,00	2.701.045,00
17,31%	0,00%	29-abr-21	30-abr-21	25,97%	1,9422%	25,97%	1,9422%	25,97%	1,9422%	1,9422%	2	2.701.045,00	3.497,38	3.497,38	2.704.542,38
17,22%	0,00%	1-may-21	31-may-21	25,83%	1,9331%	25,83%	1,9331%	25,83%	1,9331%	1,9331%	30	2.701.045,00	52.214,65	55.712,02	2.756.757,02
17,21%	0,00%	1-jun-21	30-jun-21	25,82%	1,9321%	25,82%	1,9321%	25,82%	1,9321%	1,9321%	30	2.701.045,00	52.187,29	107.899,32	2.808.944,32
17,18%	0,00%	1-jul-21	31-jul-21	25,77%	1,9291%	25,77%	1,9291%	25,77%	1,9291%	1,9291%	30	2.701.045,00	52.105,22	160.004,54	2.861.049,54
17,24%	0,00%	1-ago-21	31-ago-21	25,86%	1,9352%	25,86%	1,9352%	25,86%	1,9352%	1,9352%	30	2.701.045,00	52.269,34	212.273,88	2.913.318,88
17,19%	0,00%	1-sep-21	30-sep-21	25,79%	1,9301%	25,79%	1,9301%	25,79%	1,9301%	1,9301%	30	2.701.045,00	52.132,58	264.406,46	2.965.451,46
17,08%	0,00%	1-oct-21	31-oct-21	25,62%	1,9189%	25,62%	1,9189%	25,62%	1,9189%	1,9189%	30	2.701.045,00	51.831,44	316.237,90	3.017.282,90
17,27%	0,00%	1-nov-21	30-nov-21	25,91%	1,9382%	25,91%	1,9382%	25,91%	1,9382%	1,9382%	30	2.701.045,00	52.351,36	368.589,26	3.069.634,26
17,46%	0,00%	1-dic-21	31-dic-21	26,19%	1,9574%	26,19%	1,9574%	26,19%	1,9574%	1,9574%	30	2.701.045,00	52.870,21	421.459,47	3.122.504,47
17,66%	0,00%	1-ene-22	31-ene-22	26,49%	1,9776%	26,49%	1,9776%	26,49%	1,9776%	1,9776%	30	2.701.045,00	53.415,21	474.874,68	3.175.919,68
18,30%	0,00%	1-feb-22	28-feb-22	27,45%	2,0418%	27,45%	2,0418%	27,45%	2,0418%	2,0418%	30	2.701.045,00	55.151,26	530.025,94	3.231.070,94
18,47%	0,00%	1-mar-22	31-mar-22	27,71%	2,0588%	27,71%	2,0588%	27,71%	2,0588%	2,0588%	30	2.701.045,00	55.610,39	585.636,33	3.286.681,33
19,05%	0,00%	1-abr-22	30-abr-22	28,58%	2,1166%	28,58%	2,1166%	28,58%	2,1166%	2,1166%	30	2.701.045,00	57.170,52	642.806,85	3.343.851,85
19,71%	0,00%	1-may-22	31-may-22	29,57%	2,1819%	29,57%	2,1819%	29,57%	2,1819%	2,1819%	30	2.701.045,00	58.934,11	701.740,95	3.402.785,95
20,40%	0,00%	1-jun-22	30-jun-22	30,60%	2,2497%	30,60%	2,2497%	30,60%	2,2497%	2,2497%	30	2.701.045,00	60.764,70	762.505,66	3.463.550,66
21,28%	0,00%	1-jul-22	31-jul-22	31,92%	2,3354%	31,92%	2,3354%	31,92%	2,3354%	2,3354%	30	2.701.045,00	63.080,18	825.585,83	3.526.630,83
22,21%	0,00%	1-ago-22	31-ago-22	33,32%	2,4251%	33,32%	2,4251%	33,32%	2,4251%	2,4251%	30	2.701.045,00	65.504,24	891.090,07	3.592.135,07
23,50%	0,00%	1-sep-22	30-sep-22	35,25%	2,5482%	35,25%	2,5482%	35,25%	2,5482%	2,5482%	30	2.701.045,00	68.828,44	959.918,51	3.660.963,51
24,61%	0,00%	1-oct-22	31-oct-22	36,92%	2,6528%	36,92%	2,6528%	36,92%	2,6528%	2,6528%	30	2.701.045,00	71.654,08	1.031.572,60	3.732.617,60
25,78%	0,00%	1-nov-22	30-nov-22	38,67%	2,7618%	38,67%	2,7618%	38,67%	2,7618%	2,7618%	30	2.701.045,00	74.598,57	1.106.171,17	3.807.216,17
27,64%	0,00%	1-dic-22	31-dic-22	41,46%	2,9326%	41,46%	2,9326%	41,46%	2,9326%	2,9326%	30	2.701.045,00	79.209,96	1.185.381,13	3.886.426,13
28,84%	0,00%	1-ene-23	31-ene-23	43,26%	3,0411%	43,26%	3,0411%	43,26%	3,0411%	3,0411%	30	2.701.045,00	82.141,00	1.267.522,13	3.968.567,13
30,18%	0,00%	1-feb-23	28-feb-23	45,27%	3,1608%	45,27%	3,1608%	45,27%	3,1608%	3,1608%	30	2.701.045,00	85.374,37	1.352.896,50	4.053.941,50
30,84%	0,00%	1-mar-23	31-mar-23	46,26%	3,2192%	46,26%	3,2192%	46,26%	3,2192%	3,2192%	30	2.701.045,00	86.951,88	1.439.848,39	4.140.893,39
31,39%	0,00%	1-abr-23	30-abr-23	47,09%	3,2676%	47,09%	3,2676%	47,09%	3,2676%	3,2676%	30	2.701.045,00	88.259,01	1.528.107,40	4.229.152,40
30,27%	0,00%	1-may-23	31-may-23	45,41%	3,1688%	45,41%	3,1688%	45,41%	3,1688%	3,1688%	30	2.701.045,00	85.590,07	1.613.697,47	4.314.742,47
29,76%	0,00%	1-jun-23	30-jun-23	44,64%	3,1234%	44,64%	3,1234%	44,64%	3,1234%	3,1234%	30	2.701.045,00	84.365,37	1.698.062,83	4.399.107,83
29,36%	0,00%	1-jul-23	31-jul-23	44,04%	3,0877%	44,04%	3,0877%	44,04%	3,0877%	3,0877%	30	2.701.045,00	83.400,65	1.781.463,49	4.482.508,49
28,75%	0,00%	1-ago-23	31-ago-23	43,13%	3,0330%	43,13%	3,0330%	43,13%	3,0330%	3,0330%	30	2.701.045,00	81.922,35	1.863.385,84	4.564.430,84
28,03%	0,00%	1-sep-23	19-sep-23	42,05%	2,9680%	42,05%	2,9680%	42,05%	2,9680%	2,9680%	19	2.701.045,00	50.771,98	1.914.157,82	4.615.202,82
S U B T O T A L												1.914.157,82	0,00	1.914.157,82	4.615.202,82

TOTAL INTERESES	→	\$	1.914.157,82
CAPITAL	→	\$	2.701.045,00
TOTAL: INTERESES MORA+CAPITAL	→	\$	4.615.202,82
INTERESES CORRIENTES		\$	571.459,00
AGENCIAS EN DERECHO			
TOTAL			5.186.662

CAPITAL \$2.729.289,00

INT.DE PLAZO O SANC. 20% \$0,00

Tasa anual pactada o pedida en la demanda →

maxima legal

Tasa mensual pactada o pedida en la demanda →

0,00%

TASA EF. ANUAL		VIGENCIA		INT.MORATORIO		LIMITE USURA		T. PACTADA ó PEDIDA		TASA	LIQ. CREDITO	VALOR INTERESES	ABONOS	SALDO INTERESES	SALDO ADEUDADO
B/RIO.CTE	RED. OR.	DESDE	HASTA	EF.ANUAL	NOM.MEN	EF.ANUAL	NOM. MEN	EF. ANUAL	NOM.MEN	APLICADA					
17,22%	0,00%	29-may-21	31-may-21	25,83%	1,9331%	25,83%	1,9331%	25,83%	1,9331%	1,9331%	2	2.729.289,00	3.517,38	0,00	2.729.289,00
17,21%	0,00%	1-jun-21	30-jun-21	25,82%	1,9321%	25,82%	1,9321%	25,82%	1,9321%	1,9321%	30	2.729.289,00	52.733,00		2.785.539,38
17,18%	0,00%	1-jul-21	31-jul-21	25,77%	1,9291%	25,77%	1,9291%	25,77%	1,9291%	1,9291%	30	2.729.289,00	52.650,07		2.838.189,44
17,24%	0,00%	1-ago-21	31-ago-21	25,86%	1,9352%	25,86%	1,9352%	25,86%	1,9352%	1,9352%	30	2.729.289,00	52.815,91		2.891.005,35
17,19%	0,00%	1-sep-21	30-sep-21	25,79%	1,9301%	25,79%	1,9301%	25,79%	1,9301%	1,9301%	30	2.729.289,00	52.677,71		2.943.683,06
17,08%	0,00%	1-oct-21	31-oct-21	25,62%	1,9189%	25,62%	1,9189%	25,62%	1,9189%	1,9189%	30	2.729.289,00	52.373,42		2.996.056,49
17,27%	0,00%	1-nov-21	30-nov-21	25,91%	1,9382%	25,91%	1,9382%	25,91%	1,9382%	1,9382%	30	2.729.289,00	52.898,79		3.048.955,27
17,46%	0,00%	1-dic-21	31-dic-21	26,19%	1,9574%	26,19%	1,9574%	26,19%	1,9574%	1,9574%	30	2.729.289,00	53.423,06		3.102.378,33
17,66%	0,00%	1-ene-22	31-ene-22	26,49%	1,9776%	26,49%	1,9776%	26,49%	1,9776%	1,9776%	30	2.729.289,00	53.973,75		3.156.352,08
18,30%	0,00%	1-feb-22	28-feb-22	27,45%	2,0418%	27,45%	2,0418%	27,45%	2,0418%	2,0418%	30	2.729.289,00	55.727,96		3.212.080,05
18,47%	0,00%	1-mar-22	31-mar-22	27,71%	2,0588%	27,71%	2,0588%	27,71%	2,0588%	2,0588%	30	2.729.289,00	56.191,89		3.268.271,94
19,05%	0,00%	1-abr-22	30-abr-22	28,58%	2,1166%	28,58%	2,1166%	28,58%	2,1166%	2,1166%	30	2.729.289,00	57.768,33		3.326.040,27
19,71%	0,00%	1-may-22	31-may-22	29,57%	2,1819%	29,57%	2,1819%	29,57%	2,1819%	2,1819%	30	2.729.289,00	59.550,36		3.385.590,63
20,40%	0,00%	1-jun-22	30-jun-22	30,60%	2,2497%	30,60%	2,2497%	30,60%	2,2497%	2,2497%	30	2.729.289,00	61.400,10		3.446.990,73
21,28%	0,00%	1-jul-22	31-jul-22	31,92%	2,3354%	31,92%	2,3354%	31,92%	2,3354%	2,3354%	30	2.729.289,00	63.739,79		3.510.730,52
22,21%	0,00%	1-ago-22	31-ago-22	33,32%	2,4251%	33,32%	2,4251%	33,32%	2,4251%	2,4251%	30	2.729.289,00	66.189,20		3.576.919,72
23,50%	0,00%	1-sep-22	30-sep-22	35,25%	2,5482%	35,25%	2,5482%	35,25%	2,5482%	2,5482%	30	2.729.289,00	69.548,16		3.646.467,87
24,61%	0,00%	1-oct-22	31-oct-22	36,92%	2,6528%	36,92%	2,6528%	36,92%	2,6528%	2,6528%	30	2.729.289,00	72.403,35		3.718.871,22
25,78%	0,00%	1-nov-22	30-nov-22	38,67%	2,7618%	38,67%	2,7618%	38,67%	2,7618%	2,7618%	30	2.729.289,00	75.378,62		3.794.249,85
27,64%	0,00%	1-dic-22	31-dic-22	41,46%	2,9326%	41,46%	2,9326%	41,46%	2,9326%	2,9326%	30	2.729.289,00	80.038,23		3.874.288,08
28,84%	0,00%	1-ene-23	31-ene-23	43,26%	3,0411%	43,26%	3,0411%	43,26%	3,0411%	3,0411%	30	2.729.289,00	82.999,93		3.957.288,01
30,18%	0,00%	1-feb-23	28-feb-23	45,27%	3,1608%	45,27%	3,1608%	45,27%	3,1608%	3,1608%	30	2.729.289,00	86.267,11		4.043.555,12
30,84%	0,00%	1-mar-23	31-mar-23	46,26%	3,2192%	46,26%	3,2192%	46,26%	3,2192%	3,2192%	30	2.729.289,00	87.861,11		4.131.416,23
31,39%	0,00%	1-abr-23	30-abr-23	47,09%	3,2676%	47,09%	3,2676%	47,09%	3,2676%	3,2676%	30	2.729.289,00	89.181,91		4.220.598,14
30,27%	0,00%	1-may-23	31-may-23	45,41%	3,1688%	45,41%	3,1688%	45,41%	3,1688%	3,1688%	30	2.729.289,00	86.485,06		4.307.083,20
29,76%	0,00%	1-jun-23	30-jun-23	44,64%	3,1234%	44,64%	3,1234%	44,64%	3,1234%	3,1234%	30	2.729.289,00	85.247,55		4.392.330,74
29,36%	0,00%	1-jul-23	31-jul-23	44,04%	3,0877%	44,04%	3,0877%	44,04%	3,0877%	3,0877%	30	2.729.289,00	84.272,75		4.476.603,49
28,75%	0,00%	1-ago-23	31-ago-23	43,13%	3,0330%	43,13%	3,0330%	43,13%	3,0330%	3,0330%	30	2.729.289,00	82.778,99		4.559.382,48
28,03%	0,00%	1-sep-23	19-sep-23	42,05%	2,9680%	42,05%	2,9680%	42,05%	2,9680%	2,9680%	19	2.729.289,00	51.302,88		4.610.685,37
S U B T O T A L												1.881.396,37	0,00	1.881.396,37	4.610.685,37

TOTAL INTERESES	→	\$	1.881.396,37
CAPITAL	→	\$	2.729.289,00
TOTAL: INTERESES MORA+CAPITAL	→	\$	4.610.685,37
INTERESES CORRIENTES		\$	543.215,00
AGENCIAS EN DERECHO			
TOTAL			5.153.900

CAPITAL \$2.757.827,00

INT.DE PLAZO O SANC. 20% \$0,00

Tasa anual pactada o pedida en la demanda →

maxima legal

Tasa mensual pactada o pedida en la demanda →

0,00%

TASA EF. ANUAL		VIGENCIA		INT.MORATORIO		LIMITE USURA		T. PACTADA ó PEDIDA		TASA	LIQ. CREDITO	VALOR INTERESES	ABONOS	SALDO INTERESES	SALDO ADEUDADO
B/RIO.CTE	RED. OR.	DESDE	HASTA	EF.ANUAL	NOM.MEN	EF.ANUAL	NOM. MEN	EF. ANUAL	NOM.MEN	APLICADA					
17,22%	0,00%			25,83%	1,9331%	25,83%	1,9331%	25,83%	1,9331%	1,9331%	0	2.757.827,00		0,00	2.757.827,00
17,21%	0,00%	29-jun-21	30-jun-21	25,82%	1,9321%	25,82%	1,9321%	25,82%	1,9321%	1,9321%	2	2.757.827,00	3.552,29	3.552,29	2.761.379,29
17,18%	0,00%	1-jul-21	31-jul-21	25,77%	1,9291%	25,77%	1,9291%	25,77%	1,9291%	1,9291%	30	2.757.827,00	53.200,59	56.752,88	2.814.579,88
17,24%	0,00%	1-ago-21	31-ago-21	25,86%	1,9352%	25,86%	1,9352%	25,86%	1,9352%	1,9352%	30	2.757.827,00	53.368,16	110.121,04	2.867.948,04
17,19%	0,00%	1-sep-21	30-sep-21	25,79%	1,9301%	25,79%	1,9301%	25,79%	1,9301%	1,9301%	30	2.757.827,00	53.228,52	163.349,56	2.921.176,56
17,08%	0,00%	1-oct-21	31-oct-21	25,62%	1,9189%	25,62%	1,9189%	25,62%	1,9189%	1,9189%	30	2.757.827,00	52.921,05	216.270,61	2.974.097,61
17,27%	0,00%	1-nov-21	30-nov-21	25,91%	1,9382%	25,91%	1,9382%	25,91%	1,9382%	1,9382%	30	2.757.827,00	53.451,91	269.722,52	3.027.549,52
17,46%	0,00%	1-dic-21	31-dic-21	26,19%	1,9574%	26,19%	1,9574%	26,19%	1,9574%	1,9574%	30	2.757.827,00	53.981,66	323.704,18	3.081.531,18
17,66%	0,00%	1-ene-22	31-ene-22	26,49%	1,9776%	26,49%	1,9776%	26,49%	1,9776%	1,9776%	30	2.757.827,00	54.538,11	378.242,29	3.136.069,29
18,30%	0,00%	1-feb-22	28-feb-22	27,45%	2,0418%	27,45%	2,0418%	27,45%	2,0418%	2,0418%	30	2.757.827,00	56.310,67	434.552,96	3.192.379,96
18,47%	0,00%	1-mar-22	31-mar-22	27,71%	2,0588%	27,71%	2,0588%	27,71%	2,0588%	2,0588%	30	2.757.827,00	56.779,44	491.332,40	3.249.159,40
19,05%	0,00%	1-abr-22	30-abr-22	28,58%	2,1166%	28,58%	2,1166%	28,58%	2,1166%	2,1166%	30	2.757.827,00	58.372,37	549.704,77	3.307.531,77
19,71%	0,00%	1-may-22	31-may-22	29,57%	2,1819%	29,57%	2,1819%	29,57%	2,1819%	2,1819%	30	2.757.827,00	60.173,03	609.877,81	3.367.704,81
20,40%	0,00%	1-jun-22	30-jun-22	30,60%	2,2497%	30,60%	2,2497%	30,60%	2,2497%	2,2497%	30	2.757.827,00	62.042,11	671.919,92	3.429.746,92
21,28%	0,00%	1-jul-22	31-jul-22	31,92%	2,3354%	31,92%	2,3354%	31,92%	2,3354%	2,3354%	30	2.757.827,00	64.406,26	736.326,18	3.494.153,18
22,21%	0,00%	1-ago-22	31-ago-22	33,32%	2,4251%	33,32%	2,4251%	33,32%	2,4251%	2,4251%	30	2.757.827,00	66.881,29	803.207,47	3.561.034,47
23,50%	0,00%	1-sep-22	30-sep-22	35,25%	2,5482%	35,25%	2,5482%	35,25%	2,5482%	2,5482%	30	2.757.827,00	70.275,37	873.482,83	3.631.309,83
24,61%	0,00%	1-oct-22	31-oct-22	36,92%	2,6528%	36,92%	2,6528%	36,92%	2,6528%	2,6528%	30	2.757.827,00	73.160,41	946.643,25	3.704.470,25
25,78%	0,00%	1-nov-22	30-nov-22	38,67%	2,7618%	38,67%	2,7618%	38,67%	2,7618%	2,7618%	30	2.757.827,00	76.166,80	1.022.810,04	3.780.637,04
27,64%	0,00%	1-dic-22	31-dic-22	41,46%	2,9326%	41,46%	2,9326%	41,46%	2,9326%	2,9326%	30	2.757.827,00	80.875,13	1.103.685,17	3.861.512,17
28,84%	0,00%	1-ene-23	31-ene-23	43,26%	3,0411%	43,26%	3,0411%	43,26%	3,0411%	3,0411%	30	2.757.827,00	83.867,79	1.187.552,97	3.945.379,97
30,18%	0,00%	1-feb-23	28-feb-23	45,27%	3,1608%	45,27%	3,1608%	45,27%	3,1608%	3,1608%	30	2.757.827,00	87.169,13	1.274.722,10	4.032.549,10
30,84%	0,00%	1-mar-23	31-mar-23	46,26%	3,2192%	46,26%	3,2192%	46,26%	3,2192%	3,2192%	30	2.757.827,00	88.779,81	1.363.501,91	4.121.328,91
31,39%	0,00%	1-abr-23	30-abr-23	47,09%	3,2676%	47,09%	3,2676%	47,09%	3,2676%	3,2676%	30	2.757.827,00	90.114,42	1.453.616,32	4.211.443,32
30,27%	0,00%	1-may-23	31-may-23	45,41%	3,1688%	45,41%	3,1688%	45,41%	3,1688%	3,1688%	30	2.757.827,00	87.389,36	1.541.005,68	4.298.832,68
29,76%	0,00%	1-jun-23	30-jun-23	44,64%	3,1234%	44,64%	3,1234%	44,64%	3,1234%	3,1234%	30	2.757.827,00	86.138,91	1.627.144,60	4.384.971,60
29,36%	0,00%	1-jul-23	31-jul-23	44,04%	3,0877%	44,04%	3,0877%	44,04%	3,0877%	3,0877%	30	2.757.827,00	85.153,92	1.712.298,52	4.470.125,52
28,75%	0,00%	1-ago-23	31-ago-23	43,13%	3,0330%	43,13%	3,0330%	43,13%	3,0330%	3,0330%	30	2.757.827,00	83.644,54	1.795.943,06	4.553.770,06
28,03%	0,00%	1-sep-23	19-sep-23	42,05%	2,9680%	42,05%	2,9680%	42,05%	2,9680%	2,9680%	19	2.757.827,00	51.839,32	1.847.782,38	4.605.609,38
S U B T O T A L												1.847.782,38	0,00	1.847.782,38	4.605.609,38

TOTAL INTERESES	→	\$	1.847.782,38
CAPITAL	→	\$	2.757.827,00
TOTAL: INTERESES MORA+CAPITAL	→	\$	4.605.609,38
INTERESES CORRIENTES		\$	514.676,00
AGENCIAS EN DERECHO			
TOTAL			5.120.285

CAPITAL \$2.786.664,00

INT.DE PLAZO O SANC. 20% \$0,00

Tasa **anual** pactada o pedida en la demanda →

maxima legal

Tasa **mensual** pactada o pedida en la demanda →

0,00%

TASA EF. ANUAL		VIGENCIA		INT.MORATORIO		LIMITE USURA		T. PACTADA ó PEDIDA		TASA	LIQ. CREDITO	VALOR INTERESES	ABONOS	SALDO INTERESES	SALDO ADEUDADO
B/RIO.CTE	RED. OR	DESDE	HASTA	EF.ANUAL	NOM.MEN	EF.ANUAL	NOM. MEN	EF. ANUAL	NOM.MEN	APLICADA					
17,18%	0,00%	29-jul-21	31-jul-21	25,77%	1,9291%	25,77%	1,9291%	25,77%	1,9291%	1,9291%	2	2.786.664,00	3.583,79	3.583,79	2.786.664,00
17,24%	0,00%	1-ago-21	31-ago-21	25,86%	1,9352%	25,86%	1,9352%	25,86%	1,9352%	1,9352%	30	2.786.664,00	53.926,20	57.509,99	2.844.173,99
17,19%	0,00%	1-sep-21	30-sep-21	25,79%	1,9301%	25,79%	1,9301%	25,79%	1,9301%	1,9301%	30	2.786.664,00	53.785,10	111.295,09	2.897.959,09
17,08%	0,00%	1-oct-21	31-oct-21	25,62%	1,9189%	25,62%	1,9189%	25,62%	1,9189%	1,9189%	30	2.786.664,00	53.474,42	164.769,51	2.951.433,51
17,27%	0,00%	1-nov-21	30-nov-21	25,91%	1,9382%	25,91%	1,9382%	25,91%	1,9382%	1,9382%	30	2.786.664,00	54.010,82	218.780,33	3.005.444,33
17,46%	0,00%	1-dic-21	31-dic-21	26,19%	1,9574%	26,19%	1,9574%	26,19%	1,9574%	1,9574%	30	2.786.664,00	54.546,12	273.326,45	3.059.990,45
17,66%	0,00%	1-ene-22	31-ene-22	26,49%	1,9776%	26,49%	1,9776%	26,49%	1,9776%	1,9776%	30	2.786.664,00	55.108,39	328.434,83	3.115.098,83
18,30%	0,00%	1-feb-22	28-feb-22	27,45%	2,0418%	27,45%	2,0418%	27,45%	2,0418%	2,0418%	30	2.786.664,00	56.899,47	385.334,31	3.171.998,31
18,47%	0,00%	1-mar-22	31-mar-22	27,71%	2,0588%	27,71%	2,0588%	27,71%	2,0588%	2,0588%	30	2.786.664,00	57.373,15	442.707,46	3.229.371,46
19,05%	0,00%	1-abr-22	30-abr-22	28,58%	2,1166%	28,58%	2,1166%	28,58%	2,1166%	2,1166%	30	2.786.664,00	58.982,74	501.690,20	3.288.354,20
19,71%	0,00%	1-may-22	31-may-22	29,57%	2,1819%	29,57%	2,1819%	29,57%	2,1819%	2,1819%	30	2.786.664,00	60.802,23	562.492,43	3.349.156,43
20,40%	0,00%	1-jun-22	30-jun-22	30,60%	2,2497%	30,60%	2,2497%	30,60%	2,2497%	2,2497%	30	2.786.664,00	62.690,85	625.183,28	3.411.847,28
21,28%	0,00%	1-jul-22	31-jul-22	31,92%	2,3354%	31,92%	2,3354%	31,92%	2,3354%	2,3354%	30	2.786.664,00	65.079,72	690.263,00	3.476.927,00
22,21%	0,00%	1-ago-22	31-ago-22	33,32%	2,4251%	33,32%	2,4251%	33,32%	2,4251%	2,4251%	30	2.786.664,00	67.580,62	757.843,62	3.544.507,62
23,50%	0,00%	1-sep-22	30-sep-22	35,25%	2,5482%	35,25%	2,5482%	35,25%	2,5482%	2,5482%	30	2.786.664,00	71.010,20	828.853,82	3.615.517,82
24,61%	0,00%	1-oct-22	31-oct-22	36,92%	2,6528%	36,92%	2,6528%	36,92%	2,6528%	2,6528%	30	2.786.664,00	73.925,41	902.779,23	3.689.443,23
25,78%	0,00%	1-nov-22	30-nov-22	38,67%	2,7618%	38,67%	2,7618%	38,67%	2,7618%	2,7618%	30	2.786.664,00	76.963,23	979.742,46	3.766.406,46
27,64%	0,00%	1-dic-22	31-dic-22	41,46%	2,9326%	41,46%	2,9326%	41,46%	2,9326%	2,9326%	30	2.786.664,00	81.720,79	1.061.463,25	3.848.127,25
28,84%	0,00%	1-ene-23	31-ene-23	43,26%	3,0411%	43,26%	3,0411%	43,26%	3,0411%	3,0411%	30	2.786.664,00	84.744,75	1.146.208,00	3.932.872,00
30,18%	0,00%	1-feb-23	28-feb-23	45,27%	3,1608%	45,27%	3,1608%	45,27%	3,1608%	3,1608%	30	2.786.664,00	88.080,61	1.234.288,61	4.020.952,61
30,84%	0,00%	1-mar-23	31-mar-23	46,26%	3,2192%	46,26%	3,2192%	46,26%	3,2192%	3,2192%	30	2.786.664,00	89.708,12	1.323.996,74	4.110.660,74
31,39%	0,00%	1-abr-23	30-abr-23	47,09%	3,2676%	47,09%	3,2676%	47,09%	3,2676%	3,2676%	30	2.786.664,00	91.056,69	1.415.053,43	4.201.717,43
30,27%	0,00%	1-may-23	31-may-23	45,41%	3,1688%	45,41%	3,1688%	45,41%	3,1688%	3,1688%	30	2.786.664,00	88.303,14	1.503.356,57	4.290.020,57
29,76%	0,00%	1-jun-23	30-jun-23	44,64%	3,1234%	44,64%	3,1234%	44,64%	3,1234%	3,1234%	30	2.786.664,00	87.039,62	1.590.396,19	4.377.060,19
29,36%	0,00%	1-jul-23	31-jul-23	44,04%	3,0877%	44,04%	3,0877%	44,04%	3,0877%	3,0877%	30	2.786.664,00	86.044,33	1.676.440,51	4.463.104,51
28,75%	0,00%	1-ago-23	31-ago-23	43,13%	3,0330%	43,13%	3,0330%	43,13%	3,0330%	3,0330%	30	2.786.664,00	84.519,16	1.760.959,68	4.547.623,68
28,03%	0,00%	1-sep-23	19-sep-23	42,05%	2,9680%	42,05%	2,9680%	42,05%	2,9680%	2,9680%	19	2.786.664,00	52.381,37	1.813.341,05	4.600.005,05
SUBTOTAL												1.813.341,05	0,00	1.813.341,05	4.600.005,05

TOTAL INTERESES	→	\$	1.813.341,05
CAPITAL	→	\$	2.786.664,00
TOTAL: INTERESES MORA+CAPITAL	→	\$	4.600.005,05
INTERESES CORRIENTES		\$	485.839,00
AGENCIAS EN DERECHO			
TOTAL			5.085.844

CAPITAL \$2.815.803,00

INT.DE PLAZO O SANC. 20% \$0,00

Tasa **anual** pactada o pedida en la demanda →

maxima legal

Tasa **mensual** pactada o pedida en la demanda →

0,00%

TASA EF. ANUAL		VIGENCIA		INT.MORATORIO		LIMITE USURA		T. PACTADA ó PEDIDA		TASA	LIQ. CREDITO	VALOR INTERESES	ABONOS	SALDO INTERESES	SALDO ADEUDADO
B/RIO.CTE	RED. OR	DESDE	HASTA	EF.ANUAL	NOM.MEN	EF.ANUAL	NOM. MEN	EF. ANUAL	NOM.MEN	APLICADA					
17,18%	0,00%			25,77%	1,9291%	25,77%	1,9291%	25,77%	1,9291%	1,9291%	0	2.815.803,00		0,00	2.815.803,00
17,24%	0,00%	29-ago-21	31-ago-21	25,86%	1,9352%	25,86%	1,9352%	25,86%	1,9352%	1,9352%	2	2.815.803,00	3.632,67	3.632,67	2.819.435,67
17,19%	0,00%	1-sep-21	30-sep-21	25,79%	1,9301%	25,79%	1,9301%	25,79%	1,9301%	1,9301%	30	2.815.803,00	54.347,51	57.980,18	2.873.783,18
17,08%	0,00%	1-oct-21	31-oct-21	25,62%	1,9189%	25,62%	1,9189%	25,62%	1,9189%	1,9189%	30	2.815.803,00	54.033,58	112.013,76	2.927.816,76
17,27%	0,00%	1-nov-21	30-nov-21	25,91%	1,9382%	25,91%	1,9382%	25,91%	1,9382%	1,9382%	30	2.815.803,00	54.575,59	166.589,35	2.982.392,35
17,46%	0,00%	1-dic-21	31-dic-21	26,19%	1,9574%	26,19%	1,9574%	26,19%	1,9574%	1,9574%	30	2.815.803,00	55.116,48	221.705,83	3.037.508,83
17,66%	0,00%	1-ene-22	31-ene-22	26,49%	1,9776%	26,49%	1,9776%	26,49%	1,9776%	1,9776%	30	2.815.803,00	55.684,63	277.390,46	3.093.193,46
18,30%	0,00%	1-feb-22	28-feb-22	27,45%	2,0418%	27,45%	2,0418%	27,45%	2,0418%	2,0418%	30	2.815.803,00	57.494,45	334.884,91	3.150.687,91
18,47%	0,00%	1-mar-22	31-mar-22	27,71%	2,0588%	27,71%	2,0588%	27,71%	2,0588%	2,0588%	30	2.815.803,00	57.973,08	392.857,99	3.208.660,99
19,05%	0,00%	1-abr-22	30-abr-22	28,58%	2,1166%	28,58%	2,1166%	28,58%	2,1166%	2,1166%	30	2.815.803,00	59.599,49	452.457,49	3.268.260,49
19,71%	0,00%	1-may-22	31-may-22	29,57%	2,1819%	29,57%	2,1819%	29,57%	2,1819%	2,1819%	30	2.815.803,00	61.438,01	513.895,50	3.329.698,50
20,40%	0,00%	1-jun-22	30-jun-22	30,60%	2,2497%	30,60%	2,2497%	30,60%	2,2497%	2,2497%	30	2.815.803,00	63.346,38	577.241,88	3.393.044,88
21,28%	0,00%	1-jul-22	31-jul-22	31,92%	2,3354%	31,92%	2,3354%	31,92%	2,3354%	2,3354%	30	2.815.803,00	65.760,23	643.002,12	3.458.805,12
22,21%	0,00%	1-ago-22	31-ago-22	33,32%	2,4251%	33,32%	2,4251%	33,32%	2,4251%	2,4251%	30	2.815.803,00	68.287,29	711.289,41	3.527.092,41
23,50%	0,00%	1-sep-22	30-sep-22	35,25%	2,5482%	35,25%	2,5482%	35,25%	2,5482%	2,5482%	30	2.815.803,00	71.752,72	783.042,13	3.598.845,13
24,61%	0,00%	1-oct-22	31-oct-22	36,92%	2,6528%	36,92%	2,6528%	36,92%	2,6528%	2,6528%	30	2.815.803,00	74.698,42	857.740,54	3.673.543,54
25,78%	0,00%	1-nov-22	30-nov-22	38,67%	2,7618%	38,67%	2,7618%	38,67%	2,7618%	2,7618%	30	2.815.803,00	77.768,00	935.508,54	3.751.311,54
27,64%	0,00%	1-dic-22	31-dic-22	41,46%	2,9326%	41,46%	2,9326%	41,46%	2,9326%	2,9326%	30	2.815.803,00	82.575,32	1.018.083,86	3.833.886,86
28,84%	0,00%	1-ene-23	31-ene-23	43,26%	3,0411%	43,26%	3,0411%	43,26%	3,0411%	3,0411%	30	2.815.803,00	85.630,89	1.103.714,75	3.919.517,75
30,18%	0,00%	1-feb-23	28-feb-23	45,27%	3,1608%	45,27%	3,1608%	45,27%	3,1608%	3,1608%	30	2.815.803,00	89.001,63	1.192.716,38	4.008.519,38
30,84%	0,00%	1-mar-23	31-mar-23	46,26%	3,2192%	46,26%	3,2192%	46,26%	3,2192%	3,2192%	30	2.815.803,00	90.646,17	1.283.362,55	4.099.165,55
31,39%	0,00%	1-abr-23	30-abr-23	47,09%	3,2676%	47,09%	3,2676%	47,09%	3,2676%	3,2676%	30	2.815.803,00	92.008,83	1.375.371,38	4.191.174,38
30,27%	0,00%	1-may-23	31-may-23	45,41%	3,1688%	45,41%	3,1688%	45,41%	3,1688%	3,1688%	30	2.815.803,00	89.226,49	1.464.597,87	4.280.400,87
29,76%	0,00%	1-jun-23	30-jun-23	44,64%	3,1234%	44,64%	3,1234%	44,64%	3,1234%	3,1234%	30	2.815.803,00	87.949,76	1.552.547,63	4.368.350,63
29,36%	0,00%	1-jul-23	31-jul-23	44,04%	3,0877%	44,04%	3,0877%	44,04%	3,0877%	3,0877%	30	2.815.803,00	86.944,06	1.639.491,69	4.455.294,69
28,75%	0,00%	1-ago-23	31-ago-23	43,13%	3,0330%	43,13%	3,0330%	43,13%	3,0330%	3,0330%	30	2.815.803,00	85.402,95	1.724.894,63	4.540.697,63
28,03%	0,00%	1-sep-23	19-sep-23	42,05%	2,9680%	42,05%	2,9680%	42,05%	2,9680%	2,9680%	19	2.815.803,00	52.929,10	1.777.823,73	4.593.626,73
SUBTOTAL											1.777.823,73	0,00	1.777.823,73	4.593.626,73	

TOTAL INTERESES	→	\$	1.777.823,73
CAPITAL	→	\$	2.815.803,00
TOTAL: INTERESES MORA+CAPITAL	→	\$	4.593.626,73
INTERESES CORRIENTES		\$	456.700,00
AGENCIAS EN DERECHO			
TOTAL			5.050.327

CAPITAL \$2.845.248,00

INT.DE PLAZO O SANC. 20% \$0,00

Tasa **anual** pactada o pedida en la demanda →

maxima legal

Tasa **mensual** pactada o pedida en la demanda →

0,00%

TASA EF. ANUAL		VIGENCIA		INT.MORATORIO		LIMITE USURA		T. PACTADA ó PEDIDA		TASA	LIQ. CREDITO VALOR CAPITAL	VALOR INTERESES	ABONOS	SALDO INTERESES	SALDO ADEUDADO
B/RIO.CTE	RED. OR	DESDE	HASTA	EF.ANUAL	NOM.MEN	EF.ANUAL	NOM. MEN	EF. ANUAL	NOM.MEN	APLICADA					
17,19%	0,00%	29-sep-21	30-sep-21	25,79%	1,9301%	25,79%	1,9301%	25,79%	1,9301%	1,9301%	2	2.845.248,00	3.661,06	3.661,06	2.845.248,00
17,08%	0,00%	1-oct-21	31-oct-21	25,62%	1,9189%	25,62%	1,9189%	25,62%	1,9189%	1,9189%	30	2.845.248,00	54.598,61	58.259,66	2.903.507,66
17,27%	0,00%	1-nov-21	30-nov-21	25,91%	1,9382%	25,91%	1,9382%	25,91%	1,9382%	1,9382%	30	2.845.248,00	55.146,29	113.405,95	2.958.653,95
17,46%	0,00%	1-dic-21	31-dic-21	26,19%	1,9574%	26,19%	1,9574%	26,19%	1,9574%	1,9574%	30	2.845.248,00	55.692,84	169.098,79	3.014.346,79
17,66%	0,00%	1-ene-22	31-ene-22	26,49%	1,9776%	26,49%	1,9776%	26,49%	1,9776%	1,9776%	30	2.845.248,00	56.266,93	225.365,72	3.070.613,72
18,30%	0,00%	1-feb-22	28-feb-22	27,45%	2,0418%	27,45%	2,0418%	27,45%	2,0418%	2,0418%	30	2.845.248,00	58.095,67	283.461,39	3.128.709,39
18,47%	0,00%	1-mar-22	31-mar-22	27,71%	2,0588%	27,71%	2,0588%	27,71%	2,0588%	2,0588%	30	2.845.248,00	58.579,31	342.040,70	3.187.288,70
19,05%	0,00%	1-abr-22	30-abr-22	28,58%	2,1166%	28,58%	2,1166%	28,58%	2,1166%	2,1166%	30	2.845.248,00	60.222,73	402.263,43	3.247.511,43
19,71%	0,00%	1-may-22	31-may-22	29,57%	2,1819%	29,57%	2,1819%	29,57%	2,1819%	2,1819%	30	2.845.248,00	62.080,47	464.343,90	3.309.591,90
20,40%	0,00%	1-jun-22	30-jun-22	30,60%	2,2497%	30,60%	2,2497%	30,60%	2,2497%	2,2497%	30	2.845.248,00	64.008,80	528.352,70	3.373.600,70
21,28%	0,00%	1-jul-22	31-jul-22	31,92%	2,3354%	31,92%	2,3354%	31,92%	2,3354%	2,3354%	30	2.845.248,00	66.447,89	594.800,59	3.440.048,59
22,21%	0,00%	1-ago-22	31-ago-22	33,32%	2,4251%	33,32%	2,4251%	33,32%	2,4251%	2,4251%	30	2.845.248,00	69.001,37	663.801,97	3.509.049,97
23,50%	0,00%	1-sep-22	30-sep-22	35,25%	2,5482%	35,25%	2,5482%	35,25%	2,5482%	2,5482%	30	2.845.248,00	72.503,04	736.305,01	3.581.553,01
24,61%	0,00%	1-oct-22	31-oct-22	36,92%	2,6528%	36,92%	2,6528%	36,92%	2,6528%	2,6528%	30	2.845.248,00	75.479,54	811.784,55	3.657.032,55
25,78%	0,00%	1-nov-22	30-nov-22	38,67%	2,7618%	38,67%	2,7618%	38,67%	2,7618%	2,7618%	30	2.845.248,00	78.581,23	890.365,78	3.735.613,78
27,64%	0,00%	1-dic-22	31-dic-22	41,46%	2,9326%	41,46%	2,9326%	41,46%	2,9326%	2,9326%	30	2.845.248,00	83.438,81	973.804,59	3.819.052,59
28,84%	0,00%	1-ene-23	31-ene-23	43,26%	3,0411%	43,26%	3,0411%	43,26%	3,0411%	3,0411%	30	2.845.248,00	86.526,34	1.060.330,92	3.905.578,92
30,18%	0,00%	1-feb-23	28-feb-23	45,27%	3,1608%	45,27%	3,1608%	45,27%	3,1608%	3,1608%	30	2.845.248,00	89.932,33	1.150.263,25	3.995.511,25
30,84%	0,00%	1-mar-23	31-mar-23	46,26%	3,2192%	46,26%	3,2192%	46,26%	3,2192%	3,2192%	30	2.845.248,00	91.594,06	1.241.857,31	4.087.105,31
31,39%	0,00%	1-abr-23	30-abr-23	47,09%	3,2676%	47,09%	3,2676%	47,09%	3,2676%	3,2676%	30	2.845.248,00	92.970,97	1.334.828,28	4.180.076,28
30,27%	0,00%	1-may-23	31-may-23	45,41%	3,1688%	45,41%	3,1688%	45,41%	3,1688%	3,1688%	30	2.845.248,00	90.159,54	1.424.987,82	4.270.235,82
29,76%	0,00%	1-jun-23	30-jun-23	44,64%	3,1234%	44,64%	3,1234%	44,64%	3,1234%	3,1234%	30	2.845.248,00	88.869,45	1.513.857,27	4.359.105,27
29,36%	0,00%	1-jul-23	31-jul-23	44,04%	3,0877%	44,04%	3,0877%	44,04%	3,0877%	3,0877%	30	2.845.248,00	87.853,24	1.601.710,51	4.446.958,51
28,75%	0,00%	1-ago-23	31-ago-23	43,13%	3,0330%	43,13%	3,0330%	43,13%	3,0330%	3,0330%	30	2.845.248,00	86.296,01	1.688.006,52	4.533.254,52
28,03%	0,00%	1-sep-23	19-sep-23	42,05%	2,9680%	42,05%	2,9680%	42,05%	2,9680%	2,9680%	19	2.845.248,00	53.482,58	1.741.489,10	4.586.737,10
SUBTOTAL												1.741.489,10	0,00	1.741.489,10	4.586.737,10

TOTAL INTERESES	→	\$	1.741.489,10
CAPITAL	→	\$	2.845.248,00
TOTAL: INTERESES MORA+CAPITAL	→	\$	4.586.737,10
INTERESES CORRIENTES		\$	427.256,00
AGENCIAS EN DERECHO			
TOTAL			5.013.993

CAPITAL \$2.875.000,00

INT.DE PLAZO O SANC. 20% \$0,00

Tasa **anual** pactada o pedida en la demanda →

maxima legal

Tasa **mensual** pactada o pedida en la demanda →

0,00%

TASA EF. ANUAL		VIGENCIA		INT.MORATORIO		LIMITE USURA		T. PACTADA ó PEDIDA		TASA	LIQ. CREDITO VALOR CAPITAL	VALOR INTERESES	ABONOS	SALDO INTERESES	SALDO ADEUDADO
B/RIO.CTE	RED. OR	DESDE	HASTA	EF.ANUAL	NOM.MEN	EF.ANUAL	NOM. MEN	EF. ANUAL	NOM.MEN	APLICADA					
17,19%	0,00%			25,79%	1,9301%	25,79%	1,9301%	25,79%	1,9301%	1,9301%	0	2.875.000,00		0,00	2.875.000,00
17,08%	0,00%	29-oct-21	31-oct-21	25,62%	1,9189%	25,62%	1,9189%	25,62%	1,9189%	1,9189%	2	2.875.000,00	3.677,97	3.677,97	2.878.677,97
17,27%	0,00%	1-nov-21	30-nov-21	25,91%	1,9382%	25,91%	1,9382%	25,91%	1,9382%	1,9382%	30	2.875.000,00	55.722,94	59.400,91	2.934.400,91
17,46%	0,00%	1-dic-21	31-dic-21	26,19%	1,9574%	26,19%	1,9574%	26,19%	1,9574%	1,9574%	30	2.875.000,00	56.275,20	115.676,11	2.990.676,11
17,66%	0,00%	1-ene-22	31-ene-22	26,49%	1,9776%	26,49%	1,9776%	26,49%	1,9776%	1,9776%	30	2.875.000,00	56.855,30	172.531,41	3.047.531,41
18,30%	0,00%	1-feb-22	28-feb-22	27,45%	2,0418%	27,45%	2,0418%	27,45%	2,0418%	2,0418%	30	2.875.000,00	58.703,16	231.234,57	3.106.234,57
18,47%	0,00%	1-mar-22	31-mar-22	27,71%	2,0588%	27,71%	2,0588%	27,71%	2,0588%	2,0588%	30	2.875.000,00	59.191,86	290.426,43	3.165.426,43
19,05%	0,00%	1-abr-22	30-abr-22	28,58%	2,1166%	28,58%	2,1166%	28,58%	2,1166%	2,1166%	30	2.875.000,00	60.852,46	351.278,89	3.226.278,89
19,71%	0,00%	1-may-22	31-may-22	29,57%	2,1819%	29,57%	2,1819%	29,57%	2,1819%	2,1819%	30	2.875.000,00	62.729,63	414.008,52	3.289.008,52
20,40%	0,00%	1-jun-22	30-jun-22	30,60%	2,2497%	30,60%	2,2497%	30,60%	2,2497%	2,2497%	30	2.875.000,00	64.678,12	478.686,65	3.353.686,65
21,28%	0,00%	1-jul-22	31-jul-22	31,92%	2,3354%	31,92%	2,3354%	31,92%	2,3354%	2,3354%	30	2.875.000,00	67.142,72	545.829,37	3.420.829,37
22,21%	0,00%	1-ago-22	31-ago-22	33,32%	2,4251%	33,32%	2,4251%	33,32%	2,4251%	2,4251%	30	2.875.000,00	69.722,90	615.552,27	3.490.552,27
23,50%	0,00%	1-sep-22	30-sep-22	35,25%	2,5482%	35,25%	2,5482%	35,25%	2,5482%	2,5482%	30	2.875.000,00	73.261,19	688.813,45	3.563.813,45
24,61%	0,00%	1-oct-22	31-oct-22	36,92%	2,6528%	36,92%	2,6528%	36,92%	2,6528%	2,6528%	30	2.875.000,00	76.268,81	765.082,26	3.640.082,26
25,78%	0,00%	1-nov-22	30-nov-22	38,67%	2,7618%	38,67%	2,7618%	38,67%	2,7618%	2,7618%	30	2.875.000,00	79.402,93	844.485,19	3.719.485,19
27,64%	0,00%	1-dic-22	31-dic-22	41,46%	2,9326%	41,46%	2,9326%	41,46%	2,9326%	2,9326%	30	2.875.000,00	84.311,31	928.796,50	3.803.796,50
28,84%	0,00%	1-ene-23	31-ene-23	43,26%	3,0411%	43,26%	3,0411%	43,26%	3,0411%	3,0411%	30	2.875.000,00	87.431,12	1.016.227,62	3.891.227,62
30,18%	0,00%	1-feb-23	28-feb-23	45,27%	3,1608%	45,27%	3,1608%	45,27%	3,1608%	3,1608%	30	2.875.000,00	90.872,73	1.107.100,35	3.982.100,35
30,84%	0,00%	1-mar-23	31-mar-23	46,26%	3,2192%	46,26%	3,2192%	46,26%	3,2192%	3,2192%	30	2.875.000,00	92.551,83	1.199.652,18	4.074.652,18
31,39%	0,00%	1-abr-23	30-abr-23	47,09%	3,2676%	47,09%	3,2676%	47,09%	3,2676%	3,2676%	30	2.875.000,00	93.943,15	1.293.595,33	4.168.595,33
30,27%	0,00%	1-may-23	31-may-23	45,41%	3,1688%	45,41%	3,1688%	45,41%	3,1688%	3,1688%	30	2.875.000,00	91.102,31	1.384.697,64	4.259.697,64
29,76%	0,00%	1-jun-23	30-jun-23	44,64%	3,1234%	44,64%	3,1234%	44,64%	3,1234%	3,1234%	30	2.875.000,00	89.798,74	1.474.496,37	4.349.496,37
29,36%	0,00%	1-jul-23	31-jul-23	44,04%	3,0877%	44,04%	3,0877%	44,04%	3,0877%	3,0877%	30	2.875.000,00	88.771,89	1.563.268,27	4.438.268,27
28,75%	0,00%	1-ago-23	31-ago-23	43,13%	3,0330%	43,13%	3,0330%	43,13%	3,0330%	3,0330%	30	2.875.000,00	87.198,38	1.650.466,65	4.525.466,65
28,03%	0,00%	1-sep-23	19-sep-23	42,05%	2,9680%	42,05%	2,9680%	42,05%	2,9680%	2,9680%	19	2.875.000,00	54.041,84	1.704.508,49	4.579.508,49
SUBTOTAL												1.704.508,49	0,00	1.704.508,49	4.579.508,49

TOTAL INTERESES	→	\$	1.704.508,49
CAPITAL	→	\$	2.875.000,00
TOTAL: INTERESES MORA+CAPITAL	→	\$	4.579.508,49
INTERESES CORRIENTES		\$	397.504,00
AGENCIAS EN DERECHO			
TOTAL			4.977.012

CAPITAL \$2.905.062,00

INT.DE PLAZO O SANC. 20% \$0,00

Tasa **anual** pactada o pedida en la demanda →

maxima legal

Tasa **mensual** pactada o pedida en la demanda →

0,00%

TASA EF. ANUAL		VIGENCIA		INT.MORATORIO		LIMITE USURA		T. PACTADA ó PEDIDA		TASA	LIQ. CREDITO VALOR CAPITAL 2.905.062,00	VALOR INTERESES	ABONOS	SALDO INTERESES	SALDO ADEUDADO
B/RIO.CTE	RED. OR	DESDE	HASTA	EF.ANUAL	NOM.MEN	EF.ANUAL	NOM. MEN	EF. ANUAL	NOM.MEN	APLICADA					
17,08%	0,00%			25,62%	1,9189%	25,62%	1,9189%	25,62%	1,9189%	1,9189%	0			0,00	2.905.062,00
17,27%	0,00%	29-nov-21	30-nov-21	25,91%	1,9382%	25,91%	1,9382%	25,91%	1,9382%	1,9382%	2	3.753,71		3.753,71	2.908.815,71
17,46%	0,00%	1-dic-21	31-dic-21	26,19%	1,9574%	26,19%	1,9574%	26,19%	1,9574%	1,9574%	30	56.863,64		60.617,34	2.965.679,34
17,66%	0,00%	1-ene-22	31-ene-22	26,49%	1,9776%	26,49%	1,9776%	26,49%	1,9776%	1,9776%	30	57.449,80		118.067,14	3.023.129,14
18,30%	0,00%	1-feb-22	28-feb-22	27,45%	2,0418%	27,45%	2,0418%	27,45%	2,0418%	2,0418%	30	59.316,98		177.384,12	3.082.446,12
18,47%	0,00%	1-mar-22	31-mar-22	27,71%	2,0588%	27,71%	2,0588%	27,71%	2,0588%	2,0588%	30	59.810,79		237.194,91	3.142.256,91
19,05%	0,00%	1-abr-22	30-abr-22	28,58%	2,1166%	28,58%	2,1166%	28,58%	2,1166%	2,1166%	30	61.488,76		298.683,67	3.203.745,67
19,71%	0,00%	1-may-22	31-may-22	29,57%	2,1819%	29,57%	2,1819%	29,57%	2,1819%	2,1819%	30	63.385,56		362.069,22	3.267.131,22
20,40%	0,00%	1-jun-22	30-jun-22	30,60%	2,2497%	30,60%	2,2497%	30,60%	2,2497%	2,2497%	30	65.354,42		427.423,64	3.332.485,64
21,28%	0,00%	1-jul-22	31-jul-22	31,92%	2,3354%	31,92%	2,3354%	31,92%	2,3354%	2,3354%	30	67.844,79		495.268,43	3.400.330,43
22,21%	0,00%	1-ago-22	31-ago-22	33,32%	2,4251%	33,32%	2,4251%	33,32%	2,4251%	2,4251%	30	70.451,95		565.720,38	3.470.782,38
23,50%	0,00%	1-sep-22	30-sep-22	35,25%	2,5482%	35,25%	2,5482%	35,25%	2,5482%	2,5482%	30	74.027,23		639.747,61	3.544.809,61
24,61%	0,00%	1-oct-22	31-oct-22	36,92%	2,6528%	36,92%	2,6528%	36,92%	2,6528%	2,6528%	30	77.066,30		716.813,91	3.621.875,91
25,78%	0,00%	1-nov-22	30-nov-22	38,67%	2,7618%	38,67%	2,7618%	38,67%	2,7618%	2,7618%	30	80.233,19		797.047,11	3.702.109,11
27,64%	0,00%	1-dic-22	31-dic-22	41,46%	2,9326%	41,46%	2,9326%	41,46%	2,9326%	2,9326%	30	85.192,90		882.240,00	3.787.302,00
28,84%	0,00%	1-ene-23	31-ene-23	43,26%	3,0411%	43,26%	3,0411%	43,26%	3,0411%	3,0411%	30	88.345,33		970.585,33	3.875.647,33
30,18%	0,00%	1-feb-23	28-feb-23	45,27%	3,1608%	45,27%	3,1608%	45,27%	3,1608%	3,1608%	30	91.822,92		1.062.408,25	3.967.470,25
30,84%	0,00%	1-mar-23	31-mar-23	46,26%	3,2192%	46,26%	3,2192%	46,26%	3,2192%	3,2192%	30	93.519,59		1.155.927,84	4.060.989,84
31,39%	0,00%	1-abr-23	30-abr-23	47,09%	3,2676%	47,09%	3,2676%	47,09%	3,2676%	3,2676%	30	94.925,45		1.250.853,29	4.155.915,29
30,27%	0,00%	1-may-23	31-may-23	45,41%	3,1688%	45,41%	3,1688%	45,41%	3,1688%	3,1688%	30	92.054,91		1.342.908,20	4.247.970,20
29,76%	0,00%	1-jun-23	30-jun-23	44,64%	3,1234%	44,64%	3,1234%	44,64%	3,1234%	3,1234%	30	90.737,70		1.433.645,90	4.338.707,90
29,36%	0,00%	1-jul-23	31-jul-23	44,04%	3,0877%	44,04%	3,0877%	44,04%	3,0877%	3,0877%	30	89.700,12		1.523.346,02	4.428.408,02
28,75%	0,00%	1-ago-23	31-ago-23	43,13%	3,0330%	43,13%	3,0330%	43,13%	3,0330%	3,0330%	30	88.110,16		1.611.456,18	4.516.518,18
28,03%	0,00%	1-sep-23	19-sep-23	42,05%	2,9680%	42,05%	2,9680%	42,05%	2,9680%	2,9680%	19	54.606,92		1.666.063,10	4.571.125,10
SUBTOTAL												1.666.063,10	0,00	1.666.063,10	4.571.125,10

TOTAL INTERESES	→	\$	1.666.063,10
CAPITAL	→	\$	2.905.062,00
TOTAL: INTERESES MORA+CAPITAL	→	\$	4.571.125,10
INTERESES CORRIENTES		\$	367.442,00
AGENCIAS EN DERECHO			
TOTAL			4.938.567

CAPITAL \$2.905.062,00

INT.DE PLAZO O SANC. 20% \$0,00

Tasa **anual** pactada o pedida en la demanda →

maxima legal

Tasa **mensual** pactada o pedida en la demanda →

0,00%

TASA EF. ANUAL		VIGENCIA		INT.MORATORIO		LIMITE USURA		T. PACTADA ó PEDIDA		TASA	LIQ. CREDITO	VALOR INTERESES	ABONOS	SALDO INTERESES	SALDO ADEUDADO
B/RIO.CTE	RED. OR	DESDE	HASTA	EF.ANUAL	NOM.MEN	EF.ANUAL	NOM. MEN	EF. ANUAL	NOM.MEN	APLICADA					
											2.905.062,00			0,00	2.905.062,00
17,46%	0,00%	29-dic-21	31-dic-21	26,19%	1,9574%	26,19%	1,9574%	26,19%	1,9574%	1,9574%	2	3.790,91		3.790,91	2.908.852,91
17,66%	0,00%	1-ene-22	31-ene-22	26,49%	1,9776%	26,49%	1,9776%	26,49%	1,9776%	1,9776%	30	57.449,80		61.240,71	2.966.302,71
18,30%	0,00%	1-feb-22	28-feb-22	27,45%	2,0418%	27,45%	2,0418%	27,45%	2,0418%	2,0418%	30	59.316,98		120.557,69	3.025.619,69
18,47%	0,00%	1-mar-22	31-mar-22	27,71%	2,0588%	27,71%	2,0588%	27,71%	2,0588%	2,0588%	30	59.810,79		180.368,48	3.085.430,48
19,05%	0,00%	1-abr-22	30-abr-22	28,58%	2,1166%	28,58%	2,1166%	28,58%	2,1166%	2,1166%	30	61.488,76		241.857,23	3.146.919,23
19,71%	0,00%	1-may-22	31-may-22	29,57%	2,1819%	29,57%	2,1819%	29,57%	2,1819%	2,1819%	30	63.385,56		305.242,79	3.210.304,79
20,40%	0,00%	1-jun-22	30-jun-22	30,60%	2,2497%	30,60%	2,2497%	30,60%	2,2497%	2,2497%	30	65.354,42		370.597,21	3.275.659,21
21,28%	0,00%	1-jul-22	31-jul-22	31,92%	2,3354%	31,92%	2,3354%	31,92%	2,3354%	2,3354%	30	67.844,79		438.441,99	3.343.503,99
22,21%	0,00%	1-ago-22	31-ago-22	33,32%	2,4251%	33,32%	2,4251%	33,32%	2,4251%	2,4251%	30	70.451,95		508.893,94	3.413.955,94
23,50%	0,00%	1-sep-22	30-sep-22	35,25%	2,5482%	35,25%	2,5482%	35,25%	2,5482%	2,5482%	30	74.027,23		582.921,17	3.487.983,17
24,61%	0,00%	1-oct-22	31-oct-22	36,92%	2,6528%	36,92%	2,6528%	36,92%	2,6528%	2,6528%	30	77.066,30		659.987,48	3.565.049,48
25,78%	0,00%	1-nov-22	30-nov-22	38,67%	2,7618%	38,67%	2,7618%	38,67%	2,7618%	2,7618%	30	80.233,19		740.220,67	3.645.282,67
27,64%	0,00%	1-dic-22	31-dic-22	41,46%	2,9326%	41,46%	2,9326%	41,46%	2,9326%	2,9326%	30	85.192,90		825.413,57	3.730.475,57
28,84%	0,00%	1-ene-23	31-ene-23	43,26%	3,0411%	43,26%	3,0411%	43,26%	3,0411%	3,0411%	30	88.345,33		913.758,90	3.818.820,90
30,18%	0,00%	1-feb-23	28-feb-23	45,27%	3,1608%	45,27%	3,1608%	45,27%	3,1608%	3,1608%	30	91.822,92		1.005.581,82	3.910.643,82
30,84%	0,00%	1-mar-23	31-mar-23	46,26%	3,2192%	46,26%	3,2192%	46,26%	3,2192%	3,2192%	30	93.519,59		1.099.101,41	4.004.163,41
31,39%	0,00%	1-abr-23	30-abr-23	47,09%	3,2676%	47,09%	3,2676%	47,09%	3,2676%	3,2676%	30	94.925,45		1.194.026,86	4.099.088,86
30,27%	0,00%	1-may-23	31-may-23	45,41%	3,1688%	45,41%	3,1688%	45,41%	3,1688%	3,1688%	30	92.054,91		1.286.081,76	4.191.143,76
29,76%	0,00%	1-jun-23	30-jun-23	44,64%	3,1234%	44,64%	3,1234%	44,64%	3,1234%	3,1234%	30	90.737,70		1.376.819,47	4.281.881,47
29,36%	0,00%	1-jul-23	31-jul-23	44,04%	3,0877%	44,04%	3,0877%	44,04%	3,0877%	3,0877%	30	89.700,12		1.466.519,59	4.371.581,59
28,75%	0,00%	1-ago-23	31-ago-23	43,13%	3,0330%	43,13%	3,0330%	43,13%	3,0330%	3,0330%	30	88.110,16		1.554.629,75	4.459.691,75
28,03%	0,00%	1-sep-23	19-sep-23	42,05%	2,9680%	42,05%	2,9680%	42,05%	2,9680%	2,9680%	19	54.606,92		1.609.236,67	4.514.298,67
SUBTOTAL											1.609.236,67	0,00	1.609.236,67	4.514.298,67	

TOTAL INTERESES	→	\$	1.609.236,67
CAPITAL	→	\$	2.905.062,00
TOTAL: INTERESES MORA+CAPITAL	→	\$	4.514.298,67
INTERESES CORRIENTES		\$	367.442,00
AGENCIAS EN DERECHO			
TOTAL			4.881.741

CAPITAL \$2.905.062,00

INT.DE PLAZO O SANC. 20% \$0,00

Tasa **anual** pactada o pedida en la demanda →

maxima legal

Tasa **mensual** pactada o pedida en la demanda →

0,00%

TASA EF. ANUAL		VIGENCIA		INT.MORATORIO		LIMITE USURA		T. PACTADA ó PEDIDA		TASA	LIQ. CREDITO	VALOR INTERESES	ABONOS	SALDO	
B/RIO.CTE	RED. OR	DESDE	HASTA	EF.ANUAL	NOM.MEN	EF.ANUAL	NOM. MEN	EF. ANUAL	NOM.MEN	APLICADA				VALOR CAPITAL	INTERESES
17,46%	0,00%			26,19%	1,9574%	26,19%	1,9574%	26,19%	1,9574%	1,9574%	0	2.905.062,00		0,00	2.905.062,00
17,66%	0,00%	29-ene-22	31-ene-22	26,49%	1,9776%	26,49%	1,9776%	26,49%	1,9776%	1,9776%	2	2.905.062,00	3.829,99	3.829,99	2.908.891,99
18,30%	0,00%	1-feb-22	28-feb-22	27,45%	2,0418%	27,45%	2,0418%	27,45%	2,0418%	2,0418%	30	2.905.062,00	59.316,98	63.146,97	2.968.208,97
18,47%	0,00%	1-mar-22	31-mar-22	27,71%	2,0588%	27,71%	2,0588%	27,71%	2,0588%	2,0588%	30	2.905.062,00	59.810,79	122.957,76	3.028.019,76
19,05%	0,00%	1-abr-22	30-abr-22	28,58%	2,1166%	28,58%	2,1166%	28,58%	2,1166%	2,1166%	30	2.905.062,00	61.488,76	184.446,51	3.089.508,51
19,71%	0,00%	1-may-22	31-may-22	29,57%	2,1819%	29,57%	2,1819%	29,57%	2,1819%	2,1819%	30	2.905.062,00	63.385,56	247.832,07	3.152.894,07
20,40%	0,00%	1-jun-22	30-jun-22	30,60%	2,2497%	30,60%	2,2497%	30,60%	2,2497%	2,2497%	30	2.905.062,00	65.354,42	313.186,49	3.218.248,49
21,28%	0,00%	1-jul-22	31-jul-22	31,92%	2,3354%	31,92%	2,3354%	31,92%	2,3354%	2,3354%	30	2.905.062,00	67.844,79	381.031,28	3.286.093,28
22,21%	0,00%	1-ago-22	31-ago-22	33,32%	2,4251%	33,32%	2,4251%	33,32%	2,4251%	2,4251%	30	2.905.062,00	70.451,95	451.483,22	3.356.545,22
23,50%	0,00%	1-sep-22	30-sep-22	35,25%	2,5482%	35,25%	2,5482%	35,25%	2,5482%	2,5482%	30	2.905.062,00	74.027,23	525.510,46	3.430.572,46
24,61%	0,00%	1-oct-22	31-oct-22	36,92%	2,6528%	36,92%	2,6528%	36,92%	2,6528%	2,6528%	30	2.905.062,00	77.066,30	602.576,76	3.507.638,76
25,78%	0,00%	1-nov-22	30-nov-22	38,67%	2,7618%	38,67%	2,7618%	38,67%	2,7618%	2,7618%	30	2.905.062,00	80.233,19	682.809,95	3.587.871,95
27,64%	0,00%	1-dic-22	31-dic-22	41,46%	2,9326%	41,46%	2,9326%	41,46%	2,9326%	2,9326%	30	2.905.062,00	85.192,90	768.002,85	3.673.064,85
28,84%	0,00%	1-ene-23	31-ene-23	43,26%	3,0411%	43,26%	3,0411%	43,26%	3,0411%	3,0411%	30	2.905.062,00	88.345,33	856.348,18	3.761.410,18
30,18%	0,00%	1-feb-23	28-feb-23	45,27%	3,1608%	45,27%	3,1608%	45,27%	3,1608%	3,1608%	30	2.905.062,00	91.822,92	948.171,10	3.853.233,10
30,84%	0,00%	1-mar-23	31-mar-23	46,26%	3,2192%	46,26%	3,2192%	46,26%	3,2192%	3,2192%	30	2.905.062,00	93.519,59	1.041.690,69	3.946.752,69
31,39%	0,00%	1-abr-23	30-abr-23	47,09%	3,2676%	47,09%	3,2676%	47,09%	3,2676%	3,2676%	30	2.905.062,00	94.925,45	1.136.616,14	4.041.678,14
30,27%	0,00%	1-may-23	31-may-23	45,41%	3,1688%	45,41%	3,1688%	45,41%	3,1688%	3,1688%	30	2.905.062,00	92.054,91	1.228.671,05	4.133.733,05
29,76%	0,00%	1-jun-23	30-jun-23	44,64%	3,1234%	44,64%	3,1234%	44,64%	3,1234%	3,1234%	30	2.905.062,00	90.737,70	1.319.408,75	4.224.470,75
29,36%	0,00%	1-jul-23	31-jul-23	44,04%	3,0877%	44,04%	3,0877%	44,04%	3,0877%	3,0877%	30	2.905.062,00	89.700,12	1.409.108,87	4.314.170,87
28,75%	0,00%	1-ago-23	31-ago-23	43,13%	3,0330%	43,13%	3,0330%	43,13%	3,0330%	3,0330%	30	2.905.062,00	88.110,16	1.497.219,03	4.402.281,03
28,03%	0,00%	1-sep-23	19-sep-23	42,05%	2,9680%	42,05%	2,9680%	42,05%	2,9680%	2,9680%	19	2.905.062,00	54.606,92	1.551.825,95	4.456.887,95
SUBTOTAL											1.551.825,95	0,00	1.551.825,95	4.456.887,95	

TOTAL INTERESES	→	\$	1.551.825,95
CAPITAL	→	\$	2.905.062,00
TOTAL: INTERESES MORA+CAPITAL	→	\$	4.456.887,95
INTERESES CORRIENTES		\$	367.442,00
AGENCIAS EN DERECHO			
TOTAL			4.824.330

CAPITAL \$2.905.062,00

INT.DE PLAZO O SANC. 20% \$0,00

Tasa **anual** pactada o pedida en la demanda →

maxima legal

Tasa **mensual** pactada o pedida en la demanda →

0,00%

TASA EF. ANUAL		VIGENCIA		INT.MORATORIO		LIMITE USURA		T. PACTADA ó PEDIDA		TASA	LIQ. CREDITO	VALOR INTERESES	ABONOS	SALDO INTERESES	SALDO ADEUDADO
B/RIO.CTE	RED. OR	DESDE	HASTA	EF.ANUAL	NOM.MEN	EF.ANUAL	NOM. MEN	EF. ANUAL	NOM.MEN	APLICADA					
											2.905.062,00			0,00	2.905.062,00
18,47%	0,00%	1-mar-22	31-mar-22	27,71%	2,0588%	27,71%	2,0588%	27,71%	2,0588%	2,0588%	30	2.905.062,00	59.810,79	59.810,79	2.964.872,79
19,05%	0,00%	1-abr-22	30-abr-22	28,58%	2,1166%	28,58%	2,1166%	28,58%	2,1166%	2,1166%	30	2.905.062,00	61.488,76	121.299,54	3.026.361,54
19,71%	0,00%	1-may-22	31-may-22	29,57%	2,1819%	29,57%	2,1819%	29,57%	2,1819%	2,1819%	30	2.905.062,00	63.385,56	184.685,10	3.089.747,10
20,40%	0,00%	1-jun-22	30-jun-22	30,60%	2,2497%	30,60%	2,2497%	30,60%	2,2497%	2,2497%	30	2.905.062,00	65.354,42	250.039,52	3.155.101,52
21,28%	0,00%	1-jul-22	31-jul-22	31,92%	2,3354%	31,92%	2,3354%	31,92%	2,3354%	2,3354%	30	2.905.062,00	67.844,79	317.884,31	3.222.946,31
22,21%	0,00%	1-ago-22	31-ago-22	33,32%	2,4251%	33,32%	2,4251%	33,32%	2,4251%	2,4251%	30	2.905.062,00	70.451,95	388.336,25	3.293.398,25
23,50%	0,00%	1-sep-22	30-sep-22	35,25%	2,5482%	35,25%	2,5482%	35,25%	2,5482%	2,5482%	30	2.905.062,00	74.027,23	462.363,49	3.367.425,49
24,61%	0,00%	1-oct-22	31-oct-22	36,92%	2,6528%	36,92%	2,6528%	36,92%	2,6528%	2,6528%	30	2.905.062,00	77.066,30	539.429,79	3.444.491,79
25,78%	0,00%	1-nov-22	30-nov-22	38,67%	2,7618%	38,67%	2,7618%	38,67%	2,7618%	2,7618%	30	2.905.062,00	80.233,19	619.662,98	3.524.724,98
27,64%	0,00%	1-dic-22	31-dic-22	41,46%	2,9326%	41,46%	2,9326%	41,46%	2,9326%	2,9326%	30	2.905.062,00	85.192,90	704.855,88	3.609.917,88
28,84%	0,00%	1-ene-23	31-ene-23	43,26%	3,0411%	43,26%	3,0411%	43,26%	3,0411%	3,0411%	30	2.905.062,00	88.345,33	793.201,21	3.698.263,21
30,18%	0,00%	1-feb-23	28-feb-23	45,27%	3,1608%	45,27%	3,1608%	45,27%	3,1608%	3,1608%	30	2.905.062,00	91.822,92	885.024,13	3.790.086,13
30,84%	0,00%	1-mar-23	31-mar-23	46,26%	3,2192%	46,26%	3,2192%	46,26%	3,2192%	3,2192%	30	2.905.062,00	93.519,59	978.543,72	3.883.605,72
31,39%	0,00%	1-abr-23	30-abr-23	47,09%	3,2676%	47,09%	3,2676%	47,09%	3,2676%	3,2676%	30	2.905.062,00	94.925,45	1.073.469,17	3.978.531,17
30,27%	0,00%	1-may-23	31-may-23	45,41%	3,1688%	45,41%	3,1688%	45,41%	3,1688%	3,1688%	30	2.905.062,00	92.054,91	1.165.524,08	4.070.586,08
29,76%	0,00%	1-jun-23	30-jun-23	44,64%	3,1234%	44,64%	3,1234%	44,64%	3,1234%	3,1234%	30	2.905.062,00	90.737,70	1.256.261,78	4.161.323,78
29,36%	0,00%	1-jul-23	31-jul-23	44,04%	3,0877%	44,04%	3,0877%	44,04%	3,0877%	3,0877%	30	2.905.062,00	89.700,12	1.345.961,90	4.251.023,90
28,75%	0,00%	1-ago-23	31-ago-23	43,13%	3,0330%	43,13%	3,0330%	43,13%	3,0330%	3,0330%	30	2.905.062,00	88.110,16	1.434.072,06	4.339.134,06
28,03%	0,00%	1-sep-23	19-sep-23	42,05%	2,9680%	42,05%	2,9680%	42,05%	2,9680%	2,9680%	19	2.905.062,00	54.606,92	1.488.678,98	4.393.740,98
SUBTOTAL											1.488.678,98	0,00	1.488.678,98	4.393.740,98	

TOTAL INTERESES	→	\$	1.488.678,98
CAPITAL	→	\$	2.905.062,00
TOTAL: INTERESES MORA+CAPITAL	→	\$	4.393.740,98
INTERESES CORRIENTES		\$	367.442,00
AGENCIAS EN DERECHO			
TOTAL			4.761.183

CAPITAL \$2.905.062,00

INT.DE PLAZO O SANC. 20% \$0,00

Tasa **anual** pactada o pedida en la demanda →

maxima legal

Tasa **mensual** pactada o pedida en la demanda →

0,00%

TASA EF. ANUAL		VIGENCIA		INT.MORATORIO		LIMITE USURA		T. PACTADA ó PEDIDA		TASA	LIQ. CREDITO	VALOR INTERESES	ABONOS	SALDO INTERESES	SALDO ADEUDADO
B/RIO.CTE	RED. OR	DESDE	HASTA	EF.ANUAL	NOM.MEN	EF.ANUAL	NOM. MEN	EF. ANUAL	NOM.MEN	APLICADA					
												2.905.062,00		0,00	2.905.062,00
18,47%	0,00%	29-mar-22	31-mar-22	27,71%	2,0588%	27,71%	2,0588%	27,71%	2,0588%	2,0588%	2	2.905.062,00	3.987,39	3.987,39	2.909.049,39
19,05%	0,00%	1-abr-22	30-abr-22	28,58%	2,1166%	28,58%	2,1166%	28,58%	2,1166%	2,1166%	30	2.905.062,00	61.488,76	65.476,14	2.970.538,14
19,71%	0,00%	1-may-22	31-may-22	29,57%	2,1819%	29,57%	2,1819%	29,57%	2,1819%	2,1819%	30	2.905.062,00	63.385,56	128.861,70	3.033.923,70
20,40%	0,00%	1-jun-22	30-jun-22	30,60%	2,2497%	30,60%	2,2497%	30,60%	2,2497%	2,2497%	30	2.905.062,00	65.354,42	194.216,12	3.099.278,12
21,28%	0,00%	1-jul-22	31-jul-22	31,92%	2,3354%	31,92%	2,3354%	31,92%	2,3354%	2,3354%	30	2.905.062,00	67.844,79	262.060,90	3.167.122,90
22,21%	0,00%	1-ago-22	31-ago-22	33,32%	2,4251%	33,32%	2,4251%	33,32%	2,4251%	2,4251%	30	2.905.062,00	70.451,95	332.512,85	3.237.574,85
23,50%	0,00%	1-sep-22	30-sep-22	35,25%	2,5482%	35,25%	2,5482%	35,25%	2,5482%	2,5482%	30	2.905.062,00	74.027,23	406.540,08	3.311.602,08
24,61%	0,00%	1-oct-22	31-oct-22	36,92%	2,6528%	36,92%	2,6528%	36,92%	2,6528%	2,6528%	30	2.905.062,00	77.066,30	483.606,39	3.388.668,39
25,78%	0,00%	1-nov-22	30-nov-22	38,67%	2,7618%	38,67%	2,7618%	38,67%	2,7618%	2,7618%	30	2.905.062,00	80.233,19	563.839,58	3.468.901,58
27,64%	0,00%	1-dic-22	31-dic-22	41,46%	2,9326%	41,46%	2,9326%	41,46%	2,9326%	2,9326%	30	2.905.062,00	85.192,90	649.032,48	3.554.094,48
28,84%	0,00%	1-ene-23	31-ene-23	43,26%	3,0411%	43,26%	3,0411%	43,26%	3,0411%	3,0411%	30	2.905.062,00	88.345,33	737.377,81	3.642.439,81
30,18%	0,00%	1-feb-23	28-feb-23	45,27%	3,1608%	45,27%	3,1608%	45,27%	3,1608%	3,1608%	30	2.905.062,00	91.822,92	829.200,73	3.734.262,73
30,84%	0,00%	1-mar-23	31-mar-23	46,26%	3,2192%	46,26%	3,2192%	46,26%	3,2192%	3,2192%	30	2.905.062,00	93.519,59	922.720,32	3.827.782,32
31,39%	0,00%	1-abr-23	30-abr-23	47,09%	3,2676%	47,09%	3,2676%	47,09%	3,2676%	3,2676%	30	2.905.062,00	94.925,45	1.017.645,77	3.922.707,77
30,27%	0,00%	1-may-23	31-may-23	45,41%	3,1688%	45,41%	3,1688%	45,41%	3,1688%	3,1688%	30	2.905.062,00	92.054,91	1.109.700,68	4.014.762,68
29,76%	0,00%	1-jun-23	30-jun-23	44,64%	3,1234%	44,64%	3,1234%	44,64%	3,1234%	3,1234%	30	2.905.062,00	90.737,70	1.200.438,38	4.105.500,38
29,36%	0,00%	1-jul-23	31-jul-23	44,04%	3,0877%	44,04%	3,0877%	44,04%	3,0877%	3,0877%	30	2.905.062,00	89.700,12	1.290.138,50	4.195.200,50
28,75%	0,00%	1-ago-23	31-ago-23	43,13%	3,0330%	43,13%	3,0330%	43,13%	3,0330%	3,0330%	30	2.905.062,00	88.110,16	1.378.248,66	4.283.310,66
28,03%	0,00%	1-sep-23	19-sep-23	42,05%	2,9680%	42,05%	2,9680%	42,05%	2,9680%	2,9680%	19	2.905.062,00	54.606,92	1.432.855,58	4.337.917,58
SUBTOTAL												1.432.855,58	0,00	1.432.855,58	4.337.917,58

TOTAL INTERESES	→	\$	1.432.855,58
CAPITAL	→	\$	2.905.062,00
TOTAL: INTERESES MORA+CAPITAL	→	\$	4.337.917,58
INTERESES CORRIENTES		\$	367.442,00
AGENCIAS EN DERECHO			
TOTAL			4.705.360

CAPITAL \$2.905.062,00

INT.DE PLAZO O SANC. 20% \$0,00

Tasa **anual** pactada o pedida en la demanda →

maxima legal

Tasa **mensual** pactada o pedida en la demanda →

0,00%

TASA EF. ANUAL		VIGENCIA		INT.MORATORIO		LIMITE USURA		T. PACTADA ó PEDIDA		TASA	LIQ. CREDITO	VALOR INTERESES	ABONOS	SALDO INTERESES	SALDO ADEUDADO
B/RIO.CTE	RED. OR	DESDE	HASTA	EF.ANUAL	NOM.MEN	EF.ANUAL	NOM. MEN	EF. ANUAL	NOM.MEN	APLICADA					
											2.905.062,00			0,00	2.905.062,00
18,47%	0,00%			27,71%	2,0588%	27,71%	2,0588%	27,71%	2,0588%	2,0588%	0	2.905.062,00		0,00	2.905.062,00
19,05%	0,00%	29-abr-22	30-abr-22	28,58%	2,1166%	28,58%	2,1166%	28,58%	2,1166%	2,1166%	2	2.905.062,00	4.099,25	4.099,25	2.909.161,25
19,71%	0,00%	1-may-22	31-may-22	29,57%	2,1819%	29,57%	2,1819%	29,57%	2,1819%	2,1819%	30	2.905.062,00	63.385,56	67.484,81	2.972.546,81
20,40%	0,00%	1-jun-22	30-jun-22	30,60%	2,2497%	30,60%	2,2497%	30,60%	2,2497%	2,2497%	30	2.905.062,00	65.354,42	132.839,23	3.037.901,23
21,28%	0,00%	1-jul-22	31-jul-22	31,92%	2,3354%	31,92%	2,3354%	31,92%	2,3354%	2,3354%	30	2.905.062,00	67.844,79	200.684,01	3.105.746,01
22,21%	0,00%	1-ago-22	31-ago-22	33,32%	2,4251%	33,32%	2,4251%	33,32%	2,4251%	2,4251%	30	2.905.062,00	70.451,95	271.135,96	3.176.197,96
23,50%	0,00%	1-sep-22	30-sep-22	35,25%	2,5482%	35,25%	2,5482%	35,25%	2,5482%	2,5482%	30	2.905.062,00	74.027,23	345.163,19	3.250.225,19
24,61%	0,00%	1-oct-22	31-oct-22	36,92%	2,6528%	36,92%	2,6528%	36,92%	2,6528%	2,6528%	30	2.905.062,00	77.066,30	422.229,50	3.327.291,50
25,78%	0,00%	1-nov-22	30-nov-22	38,67%	2,7618%	38,67%	2,7618%	38,67%	2,7618%	2,7618%	30	2.905.062,00	80.233,19	502.462,69	3.407.524,69
27,64%	0,00%	1-dic-22	31-dic-22	41,46%	2,9326%	41,46%	2,9326%	41,46%	2,9326%	2,9326%	30	2.905.062,00	85.192,90	587.655,59	3.492.717,59
28,84%	0,00%	1-ene-23	31-ene-23	43,26%	3,0411%	43,26%	3,0411%	43,26%	3,0411%	3,0411%	30	2.905.062,00	88.345,33	676.000,92	3.581.062,92
30,18%	0,00%	1-feb-23	28-feb-23	45,27%	3,1608%	45,27%	3,1608%	45,27%	3,1608%	3,1608%	30	2.905.062,00	91.822,92	767.823,84	3.672.885,84
30,84%	0,00%	1-mar-23	31-mar-23	46,26%	3,2192%	46,26%	3,2192%	46,26%	3,2192%	3,2192%	30	2.905.062,00	93.519,59	861.343,43	3.766.405,43
31,39%	0,00%	1-abr-23	30-abr-23	47,09%	3,2676%	47,09%	3,2676%	47,09%	3,2676%	3,2676%	30	2.905.062,00	94.925,45	956.268,87	3.861.330,87
30,27%	0,00%	1-may-23	31-may-23	45,41%	3,1688%	45,41%	3,1688%	45,41%	3,1688%	3,1688%	30	2.905.062,00	92.054,91	1.048.323,78	3.953.385,78
29,76%	0,00%	1-jun-23	30-jun-23	44,64%	3,1234%	44,64%	3,1234%	44,64%	3,1234%	3,1234%	30	2.905.062,00	90.737,70	1.139.061,49	4.044.123,49
29,36%	0,00%	1-jul-23	31-jul-23	44,04%	3,0877%	44,04%	3,0877%	44,04%	3,0877%	3,0877%	30	2.905.062,00	89.700,12	1.228.761,61	4.133.823,61
28,75%	0,00%	1-ago-23	31-ago-23	43,13%	3,0330%	43,13%	3,0330%	43,13%	3,0330%	3,0330%	30	2.905.062,00	88.110,16	1.316.871,77	4.221.933,77
28,03%	0,00%	1-sep-23	19-sep-23	42,05%	2,9680%	42,05%	2,9680%	42,05%	2,9680%	2,9680%	19	2.905.062,00	54.606,92	1.371.478,69	4.276.540,69
SUBTOTAL											1.371.478,69	0,00	1.371.478,69	4.276.540,69	

TOTAL INTERESES	→	\$	1.371.478,69
CAPITAL	→	\$	2.905.062,00
TOTAL: INTERESES MORA+CAPITAL	→	\$	4.276.540,69
INTERESES CORRIENTES		\$	367.442,00
AGENCIAS EN DERECHO			
TOTAL			4.643.983

CAPITAL \$2.905.062,00

INT.DE PLAZO O SANC. 20% \$0,00

Tasa **anual** pactada o pedida en la demanda →

maxima legal

Tasa **mensual** pactada o pedida en la demanda →

0,00%

TASA EF. ANUAL		VIGENCIA		INT.MORATORIO		LIMITE USURA		T. PACTADA ó PEDIDA		TASA	LIQ. CREDITO	VALOR INTERESES	ABONOS	SALDO INTERESES	SALDO ADEUDADO
B/RIO.CTE	RED. OR	DESDE	HASTA	EF.ANUAL	NOM.MEN	EF.ANUAL	NOM. MEN	EF. ANUAL	NOM.MEN	APLICADA					
											2.905.062,00			0,00	2.905.062,00
18,47%	0,00%			27,71%	2,0588%	27,71%	2,0588%	27,71%	2,0588%	2,0588%	0	2.905.062,00		0,00	2.905.062,00
19,05%	0,00%			28,58%	2,1166%	28,58%	2,1166%	28,58%	2,1166%	2,1166%	0	2.905.062,00		0,00	2.905.062,00
19,71%	0,00%	22-may-22	31-may-22	29,57%	2,1819%	29,57%	2,1819%	29,57%	2,1819%	2,1819%	9	2.905.062,00	19.015,67	19.015,67	2.924.077,67
20,40%	0,00%	1-jun-22	30-jun-22	30,60%	2,2497%	30,60%	2,2497%	30,60%	2,2497%	2,2497%	30	2.905.062,00	65.354,42	84.370,09	2.989.432,09
21,28%	0,00%	1-jul-22	31-jul-22	31,92%	2,3354%	31,92%	2,3354%	31,92%	2,3354%	2,3354%	30	2.905.062,00	67.844,79	152.214,87	3.057.276,87
22,21%	0,00%	1-ago-22	31-ago-22	33,32%	2,4251%	33,32%	2,4251%	33,32%	2,4251%	2,4251%	30	2.905.062,00	70.451,95	222.666,82	3.127.728,82
23,50%	0,00%	1-sep-22	30-sep-22	35,25%	2,5482%	35,25%	2,5482%	35,25%	2,5482%	2,5482%	30	2.905.062,00	74.027,23	296.694,05	3.201.756,05
24,61%	0,00%	1-oct-22	31-oct-22	36,92%	2,6528%	36,92%	2,6528%	36,92%	2,6528%	2,6528%	30	2.905.062,00	77.066,30	373.760,36	3.278.822,36
25,78%	0,00%	1-nov-22	30-nov-22	38,67%	2,7618%	38,67%	2,7618%	38,67%	2,7618%	2,7618%	30	2.905.062,00	80.233,19	453.993,55	3.359.055,55
27,64%	0,00%	1-dic-22	31-dic-22	41,46%	2,9326%	41,46%	2,9326%	41,46%	2,9326%	2,9326%	30	2.905.062,00	85.192,90	539.186,45	3.444.248,45
28,84%	0,00%	1-ene-23	31-ene-23	43,26%	3,0411%	43,26%	3,0411%	43,26%	3,0411%	3,0411%	30	2.905.062,00	88.345,33	627.531,78	3.532.593,78
30,18%	0,00%	1-feb-23	28-feb-23	45,27%	3,1608%	45,27%	3,1608%	45,27%	3,1608%	3,1608%	30	2.905.062,00	91.822,92	719.354,70	3.624.416,70
30,84%	0,00%	1-mar-23	31-mar-23	46,26%	3,2192%	46,26%	3,2192%	46,26%	3,2192%	3,2192%	30	2.905.062,00	93.519,59	812.874,29	3.717.936,29
31,39%	0,00%	1-abr-23	30-abr-23	47,09%	3,2676%	47,09%	3,2676%	47,09%	3,2676%	3,2676%	30	2.905.062,00	94.925,45	907.799,73	3.812.861,73
30,27%	0,00%	1-may-23	31-may-23	45,41%	3,1688%	45,41%	3,1688%	45,41%	3,1688%	3,1688%	30	2.905.062,00	92.054,91	999.854,64	3.904.916,64
29,76%	0,00%	1-jun-23	30-jun-23	44,64%	3,1234%	44,64%	3,1234%	44,64%	3,1234%	3,1234%	30	2.905.062,00	90.737,70	1.090.592,35	3.995.654,35
29,36%	0,00%	1-jul-23	31-jul-23	44,04%	3,0877%	44,04%	3,0877%	44,04%	3,0877%	3,0877%	30	2.905.062,00	89.700,12	1.180.292,47	4.085.354,47
28,75%	0,00%	1-ago-23	31-ago-23	43,13%	3,0330%	43,13%	3,0330%	43,13%	3,0330%	3,0330%	30	2.905.062,00	88.110,16	1.268.402,63	4.173.464,63
28,03%	0,00%	1-sep-23	19-sep-23	42,05%	2,9680%	42,05%	2,9680%	42,05%	2,9680%	2,9680%	19	2.905.062,00	54.606,92	1.323.009,55	4.228.071,55
SUBTOTAL											1.323.009,55	0,00	1.323.009,55	4.228.071,55	

TOTAL INTERESES	→	\$	1.323.009,55
CAPITAL	→	\$	2.905.062,00
TOTAL: INTERESES MORA+CAPITAL	→	\$	4.228.071,55
INTERESES CORRIENTES		\$	367.442,00
AGENCIAS EN DERECHO			
TOTAL			4.595.514

CAPITAL \$2.905.062,00

INT.DE PLAZO O SANC. 20% \$0,00

Tasa **anual** pactada o pedida en la demanda →

maxima legal

Tasa **mensual** pactada o pedida en la demanda →

0,00%

TASA EF. ANUAL		VIGENCIA		INT.MORATORIO		LIMITE USURA		T. PACTADA ó PEDIDA		TASA	LIQ. CREDITO	VALOR INTERESES	ABONOS	SALDO INTERESES	SALDO ADEUDADO
B/RIO.CTE	RED. OR	DESDE	HASTA	EF.ANUAL	NOM.MEN	EF.ANUAL	NOM. MEN	EF. ANUAL	NOM.MEN	APLICADA					
												2.905.062,00		0,00	2.905.062,00
20,40%	0,00%	29-jun-22	30-jun-22	30,60%	2,2497%	30,60%	2,2497%	30,60%	2,2497%	2,2497%	2	2.905.062,00	4.356,96	4.356,96	2.909.418,96
21,28%	0,00%	1-jul-22	31-jul-22	31,92%	2,3354%	31,92%	2,3354%	31,92%	2,3354%	2,3354%	30	2.905.062,00	67.844,79	72.201,75	2.977.263,75
22,21%	0,00%	1-ago-22	31-ago-22	33,32%	2,4251%	33,32%	2,4251%	33,32%	2,4251%	2,4251%	30	2.905.062,00	70.451,95	142.653,70	3.047.715,70
23,50%	0,00%	1-sep-22	30-sep-22	35,25%	2,5482%	35,25%	2,5482%	35,25%	2,5482%	2,5482%	30	2.905.062,00	74.027,23	216.680,93	3.121.742,93
24,61%	0,00%	1-oct-22	31-oct-22	36,92%	2,6528%	36,92%	2,6528%	36,92%	2,6528%	2,6528%	30	2.905.062,00	77.066,30	293.747,23	3.198.809,23
25,78%	0,00%	1-nov-22	30-nov-22	38,67%	2,7618%	38,67%	2,7618%	38,67%	2,7618%	2,7618%	30	2.905.062,00	80.233,19	373.980,43	3.279.042,43
27,64%	0,00%	1-dic-22	31-dic-22	41,46%	2,9326%	41,46%	2,9326%	41,46%	2,9326%	2,9326%	30	2.905.062,00	85.192,90	459.173,32	3.364.235,32
28,84%	0,00%	1-ene-23	31-ene-23	43,26%	3,0411%	43,26%	3,0411%	43,26%	3,0411%	3,0411%	30	2.905.062,00	88.345,33	547.518,65	3.452.580,65
30,18%	0,00%	1-feb-23	28-feb-23	45,27%	3,1608%	45,27%	3,1608%	45,27%	3,1608%	3,1608%	30	2.905.062,00	91.822,92	639.341,58	3.544.403,58
30,84%	0,00%	1-mar-23	31-mar-23	46,26%	3,2192%	46,26%	3,2192%	46,26%	3,2192%	3,2192%	30	2.905.062,00	93.519,59	732.861,16	3.637.923,16
31,39%	0,00%	1-abr-23	30-abr-23	47,09%	3,2676%	47,09%	3,2676%	47,09%	3,2676%	3,2676%	30	2.905.062,00	94.925,45	827.786,61	3.732.848,61
30,27%	0,00%	1-may-23	31-may-23	45,41%	3,1688%	45,41%	3,1688%	45,41%	3,1688%	3,1688%	30	2.905.062,00	92.054,91	919.841,52	3.824.903,52
29,76%	0,00%	1-jun-23	30-jun-23	44,64%	3,1234%	44,64%	3,1234%	44,64%	3,1234%	3,1234%	30	2.905.062,00	90.737,70	1.010.579,22	3.915.641,22
29,36%	0,00%	1-jul-23	31-jul-23	44,04%	3,0877%	44,04%	3,0877%	44,04%	3,0877%	3,0877%	30	2.905.062,00	89.700,12	1.100.279,34	4.005.341,34
28,75%	0,00%	1-ago-23	31-ago-23	43,13%	3,0330%	43,13%	3,0330%	43,13%	3,0330%	3,0330%	30	2.905.062,00	88.110,16	1.188.389,50	4.093.451,50
28,03%	0,00%	1-sep-23	19-sep-23	42,05%	2,9680%	42,05%	2,9680%	42,05%	2,9680%	2,9680%	19	2.905.062,00	54.606,92	1.242.996,42	4.148.058,42
SUBTOTAL											1.242.996,42	0,00	1.242.996,42	4.148.058,42	

TOTAL INTERESES	→	\$	1.242.996,42
CAPITAL	→	\$	2.905.062,00
TOTAL: INTERESES MORA+CAPITAL	→	\$	4.148.058,42
INTERESES CORRIENTES		\$	367.442,00
AGENCIAS EN DERECHO			
TOTAL			4.515.500

CAPITAL \$2.905.062,00

INT.DE PLAZO O SANC. 20% \$0,00

Tasa **anual** pactada o pedida en la demanda →

maxima legal

Tasa **mensual** pactada o pedida en la demanda →

0,00%

TASA EF. ANUAL		VIGENCIA		INT.MORATORIO		LIMITE USURA		T. PACTADA ó PEDIDA		TASA	LIQ. CREDITO	VALOR INTERESES	ABONOS	SALDO INTERESES	SALDO ADEUDADO
B/RIO.CTE	RED. OR	DESDE	HASTA	EF.ANUAL	NOM.MEN	EF.ANUAL	NOM. MEN	EF. ANUAL	NOM.MEN	APLICADA					
											2.905.062,00			0,00	2.905.062,00
20,40%	0,00%			30,60%	2,2497%	30,60%	2,2497%	30,60%	2,2497%	2,2497%	0	2.905.062,00		0,00	2.905.062,00
21,28%	0,00%	29-jul-22	31-jul-22	31,92%	2,3354%	31,92%	2,3354%	31,92%	2,3354%	2,3354%	2	2.905.062,00	4.522,99	4.522,99	2.909.584,99
22,21%	0,00%	1-ago-22	31-ago-22	33,32%	2,4251%	33,32%	2,4251%	33,32%	2,4251%	2,4251%	30	2.905.062,00	70.451,95	74.974,93	2.980.036,93
23,50%	0,00%	1-sep-22	30-sep-22	35,25%	2,5482%	35,25%	2,5482%	35,25%	2,5482%	2,5482%	30	2.905.062,00	74.027,23	149.002,17	3.054.064,17
24,61%	0,00%	1-oct-22	31-oct-22	36,92%	2,6528%	36,92%	2,6528%	36,92%	2,6528%	2,6528%	30	2.905.062,00	77.066,30	226.068,47	3.131.130,47
25,78%	0,00%	1-nov-22	30-nov-22	38,67%	2,7618%	38,67%	2,7618%	38,67%	2,7618%	2,7618%	30	2.905.062,00	80.233,19	306.301,66	3.211.363,66
27,64%	0,00%	1-dic-22	31-dic-22	41,46%	2,9326%	41,46%	2,9326%	41,46%	2,9326%	2,9326%	30	2.905.062,00	85.192,90	391.494,56	3.296.556,56
28,84%	0,00%	1-ene-23	31-ene-23	43,26%	3,0411%	43,26%	3,0411%	43,26%	3,0411%	3,0411%	30	2.905.062,00	88.345,33	479.839,89	3.384.901,89
30,18%	0,00%	1-feb-23	28-feb-23	45,27%	3,1608%	45,27%	3,1608%	45,27%	3,1608%	3,1608%	30	2.905.062,00	91.822,92	571.662,81	3.476.724,81
30,84%	0,00%	1-mar-23	31-mar-23	46,26%	3,2192%	46,26%	3,2192%	46,26%	3,2192%	3,2192%	30	2.905.062,00	93.519,59	665.182,40	3.570.244,40
31,39%	0,00%	1-abr-23	30-abr-23	47,09%	3,2676%	47,09%	3,2676%	47,09%	3,2676%	3,2676%	30	2.905.062,00	94.925,45	760.107,85	3.665.169,85
30,27%	0,00%	1-may-23	31-may-23	45,41%	3,1688%	45,41%	3,1688%	45,41%	3,1688%	3,1688%	30	2.905.062,00	92.054,91	852.162,76	3.757.224,76
29,76%	0,00%	1-jun-23	30-jun-23	44,64%	3,1234%	44,64%	3,1234%	44,64%	3,1234%	3,1234%	30	2.905.062,00	90.737,70	942.900,46	3.847.962,46
29,36%	0,00%	1-jul-23	31-jul-23	44,04%	3,0877%	44,04%	3,0877%	44,04%	3,0877%	3,0877%	30	2.905.062,00	89.700,12	1.032.600,58	3.937.662,58
28,75%	0,00%	1-ago-23	31-ago-23	43,13%	3,0330%	43,13%	3,0330%	43,13%	3,0330%	3,0330%	30	2.905.062,00	88.110,16	1.120.710,74	4.025.772,74
28,03%	0,00%	1-sep-23	19-sep-23	42,05%	2,9680%	42,05%	2,9680%	42,05%	2,9680%	2,9680%	19	2.905.062,00	54.606,92	1.175.317,66	4.080.379,66
SUBTOTAL											1.175.317,66	0,00	1.175.317,66	4.080.379,66	

TOTAL INTERESES	→	\$	1.175.317,66
CAPITAL	→	\$	2.905.062,00
TOTAL: INTERESES MORA+CAPITAL	→	\$	4.080.379,66
INTERESES CORRIENTES		\$	367.442,00
AGENCIAS EN DERECHO			
TOTAL			4.447.822

CAPITAL \$2.905.062,00

INT.DE PLAZO O SANC. 20% \$0,00

Tasa **anual** pactada o pedida en la demanda →

maxima legal

Tasa **mensual** pactada o pedida en la demanda →

0,00%

TASA EF. ANUAL		VIGENCIA		INT.MORATORIO		LIMITE USURA		T. PACTADA ó PEDIDA		TASA	LIQ. CREDITO	VALOR INTERESES	ABONOS	SALDO INTERESES	SALDO ADEUDADO
B/RIO.CTE	RED. OR	DESDE	HASTA	EF.ANUAL	NOM.MEN	EF.ANUAL	NOM. MEN	EF. ANUAL	NOM.MEN	APLICADA					
											2.905.062,00			0,00	2.905.062,00
20,40%	0,00%			30,60%	2,2497%	30,60%	2,2497%	30,60%	2,2497%	2,2497%	0	2.905.062,00		0,00	2.905.062,00
21,28%	0,00%			31,92%	2,3354%	31,92%	2,3354%	31,92%	2,3354%	2,3354%	0	2.905.062,00		0,00	2.905.062,00
22,21%	0,00%	1-ago-22	31-ago-22	33,32%	2,4251%	33,32%	2,4251%	33,32%	2,4251%	2,4251%	30	2.905.062,00	70.451,95	70.451,95	2.975.513,95
23,50%	0,00%	1-sep-22	30-sep-22	35,25%	2,5482%	35,25%	2,5482%	35,25%	2,5482%	2,5482%	30	2.905.062,00	74.027,23	144.479,18	3.049.541,18
24,61%	0,00%	1-oct-22	31-oct-22	36,92%	2,6528%	36,92%	2,6528%	36,92%	2,6528%	2,6528%	30	2.905.062,00	77.066,30	221.545,48	3.126.607,48
25,78%	0,00%	1-nov-22	30-nov-22	38,67%	2,7618%	38,67%	2,7618%	38,67%	2,7618%	2,7618%	30	2.905.062,00	80.233,19	301.778,68	3.206.840,68
27,64%	0,00%	1-dic-22	31-dic-22	41,46%	2,9326%	41,46%	2,9326%	41,46%	2,9326%	2,9326%	30	2.905.062,00	85.192,90	386.971,57	3.292.033,57
28,84%	0,00%	1-ene-23	31-ene-23	43,26%	3,0411%	43,26%	3,0411%	43,26%	3,0411%	3,0411%	30	2.905.062,00	88.345,33	475.316,90	3.380.378,90
30,18%	0,00%	1-feb-23	28-feb-23	45,27%	3,1608%	45,27%	3,1608%	45,27%	3,1608%	3,1608%	30	2.905.062,00	91.822,92	567.139,83	3.472.201,83
30,84%	0,00%	1-mar-23	31-mar-23	46,26%	3,2192%	46,26%	3,2192%	46,26%	3,2192%	3,2192%	30	2.905.062,00	93.519,59	660.659,41	3.565.721,41
31,39%	0,00%	1-abr-23	30-abr-23	47,09%	3,2676%	47,09%	3,2676%	47,09%	3,2676%	3,2676%	30	2.905.062,00	94.925,45	755.584,86	3.660.646,86
30,27%	0,00%	1-may-23	31-may-23	45,41%	3,1688%	45,41%	3,1688%	45,41%	3,1688%	3,1688%	30	2.905.062,00	92.054,91	847.639,77	3.752.701,77
29,76%	0,00%	1-jun-23	30-jun-23	44,64%	3,1234%	44,64%	3,1234%	44,64%	3,1234%	3,1234%	30	2.905.062,00	90.737,70	938.377,47	3.843.439,47
29,36%	0,00%	1-jul-23	31-jul-23	44,04%	3,0877%	44,04%	3,0877%	44,04%	3,0877%	3,0877%	30	2.905.062,00	89.700,12	1.028.077,60	3.933.139,60
28,75%	0,00%	1-ago-23	31-ago-23	43,13%	3,0330%	43,13%	3,0330%	43,13%	3,0330%	3,0330%	30	2.905.062,00	88.110,16	1.116.187,76	4.021.249,76
28,03%	0,00%	1-sep-23	19-sep-23	42,05%	2,9680%	42,05%	2,9680%	42,05%	2,9680%	2,9680%	19	2.905.062,00	54.606,92	1.170.794,67	4.075.856,67
SUBTOTAL											1.170.794,67	0,00	1.170.794,67	4.075.856,67	

TOTAL INTERESES	→	\$	1.170.794,67
CAPITAL	→	\$	2.905.062,00
TOTAL: INTERESES MORA+CAPITAL	→	\$	4.075.856,67
INTERESES CORRIENTES		\$	367.442,00
AGENCIAS EN DERECHO			
TOTAL			4.443.299

CAPITAL \$2.905.062,00

INT.DE PLAZO O SANC. 20% \$0,00

Tasa **anual** pactada o pedida en la demanda →

maxima legal

Tasa **mensual** pactada o pedida en la demanda →

0,00%

TASA EF. ANUAL		VIGENCIA		INT.MORATORIO		LIMITE USURA		T. PACTADA ó PEDIDA		TASA	LIQ. CREDITO	VALOR INTERESES	ABONOS	SALDO	
B/RIO.CTE	RED. OR	DESDE	HASTA	EF.ANUAL	NOM.MEN	EF.ANUAL	NOM. MEN	EF. ANUAL	NOM.MEN	APLICADA				Dias	VALOR CAPITAL
												2.905.062,00		0,00	2.905.062,00
23,50%	0,00%	29-sep-22	30-sep-22	35,25%	2,5482%	35,25%	2,5482%	35,25%	2,5482%	2,5482%	2	2.905.062,00	4.935,15		2.909.997,15
24,61%	0,00%	1-oct-22	31-oct-22	36,92%	2,6528%	36,92%	2,6528%	36,92%	2,6528%	2,6528%	30	2.905.062,00	77.066,30		2.987.063,45
25,78%	0,00%	1-nov-22	30-nov-22	38,67%	2,7618%	38,67%	2,7618%	38,67%	2,7618%	2,7618%	30	2.905.062,00	80.233,19		3.067.296,65
27,64%	0,00%	1-dic-22	31-dic-22	41,46%	2,9326%	41,46%	2,9326%	41,46%	2,9326%	2,9326%	30	2.905.062,00	85.192,90		3.152.489,54
28,84%	0,00%	1-ene-23	31-ene-23	43,26%	3,0411%	43,26%	3,0411%	43,26%	3,0411%	3,0411%	30	2.905.062,00	88.345,33		3.240.834,87
30,18%	0,00%	1-feb-23	28-feb-23	45,27%	3,1608%	45,27%	3,1608%	45,27%	3,1608%	3,1608%	30	2.905.062,00	91.822,92		3.332.657,80
30,84%	0,00%	1-mar-23	31-mar-23	46,26%	3,2192%	46,26%	3,2192%	46,26%	3,2192%	3,2192%	30	2.905.062,00	93.519,59		3.426.177,38
31,39%	0,00%	1-abr-23	30-abr-23	47,09%	3,2676%	47,09%	3,2676%	47,09%	3,2676%	3,2676%	30	2.905.062,00	94.925,45		3.521.102,83
30,27%	0,00%	1-may-23	31-may-23	45,41%	3,1688%	45,41%	3,1688%	45,41%	3,1688%	3,1688%	30	2.905.062,00	92.054,91		3.613.157,74
29,76%	0,00%	1-jun-23	30-jun-23	44,64%	3,1234%	44,64%	3,1234%	44,64%	3,1234%	3,1234%	30	2.905.062,00	90.737,70		3.703.895,44
29,36%	0,00%	1-jul-23	31-jul-23	44,04%	3,0877%	44,04%	3,0877%	44,04%	3,0877%	3,0877%	30	2.905.062,00	89.700,12		3.793.595,57
28,75%	0,00%	1-ago-23	31-ago-23	43,13%	3,0330%	43,13%	3,0330%	43,13%	3,0330%	3,0330%	30	2.905.062,00	88.110,16		3.881.705,73
28,03%	0,00%	1-sep-23	19-sep-23	42,05%	2,9680%	42,05%	2,9680%	42,05%	2,9680%	2,9680%	19	2.905.062,00	54.606,92		3.936.312,64
SUBTOTAL												1.031.250,64	0,00	1.031.250,64	3.936.312,64

TOTAL INTERESES	→	\$	1.031.250,64
CAPITAL	→	\$	2.905.062,00
TOTAL: INTERESES MORA+CAPITAL	→	\$	3.936.312,64
INTERESES CORRIENTES		\$	367.442,00
AGENCIAS EN DERECHO			
TOTAL			4.303.755